

# Thursday APRIL 10th 2014 PM SESSION TESTING RESULTS

CONDICIONES ATMOSFERICAS: **Soleado**

ESTADO DE LA PISTA: **Seca**

Ord.	Piloto	Licencia	Equipo	Marca	NV	VR	Tiempo	Gap	Intv	VMax
1	11 Emil BERNSTORFF	GBR	CARLIN		27	23	<b>1:32.205</b>	----	----	<b>242,7</b>
2	1 Alex FONTANA	SUI	ART GRAND PRIX		24	21	<b>1:32.227</b>	0.022	0.022	<b>244,3</b>
3	8 Jimmy ERIKSSON	SWE	KOIRANEN GP		22	18	<b>1:32.283</b>	0.078	0.056	<b>243,8</b>
4	3 Dino ZAMPARELLI	GBR	ART GRAND PRIX		31	26	<b>1:32.405</b>	0.200	0.122	<b>242,7</b>
5	20 Pal VARHAUG	NOR	JENZER MOTORSPORT		26	24	<b>1:32.450</b>	0.245	0.045	<b>246,6</b>
6	2 Marvin KIRCHHÖFER	GER	ART GRAND PRIX		31	29	<b>1:32.517</b>	0.312	0.067	<b>244,3</b>
7	26 Nick YELLOLY	GBR	STATUS GRAND PRIX		32	29	<b>1:32.700</b>	0.495	0.183	<b>246,6</b>
8	4 Robert VISOIU	ROU	ARDEN INTERNATIONAL		36	34	<b>1:32.763</b>	0.558	0.063	<b>246,0</b>
9	6 Jann MARDENBOROUGH	GBR	ARDEN INTERNATIONAL		34	32	<b>1:33.186</b>	0.981	0.423	<b>245,5</b>
10	22 Adderly FONG	CHN	JENZER MOTORSPORT		20	12	<b>1:33.210</b>	1.005	0.024	<b>243,8</b>
11	27 Richie STANAWAY	NZL	STATUS GRAND PRIX		30	25	<b>1:33.213</b>	1.008	0.003	<b>244,3</b>
12	9 Santiago URRUTIA	URU	KOIRANEN GP		26	6	<b>1:33.448</b>	1.243	0.235	<b>246,0</b>
13	5 Patric NIEDERHAUSER	SUI	ARDEN INTERNATIONAL		38	38	<b>1:33.545</b>	1.340	0.097	<b>247,1</b>
14	24 Roman DE BEER	RSA	TRIDENT		21	14	<b>1:33.712</b>	1.507	0.167	<b>242,7</b>
15	14 Patrick KUJALA	FIN	MARUSSIA MANOR RACING		23	9	<b>1:33.833</b>	1.628	0.121	<b>243,2</b>
16	10 Alex LYNN	GBR	CARLIN		24	8	<b>1:34.013</b>	1.808	0.180	<b>246,6</b>
17	21 Christopher HÖHER	AUT	JENZER MOTORSPORT		35	32	<b>1:34.243</b>	2.038	0.230	<b>242,2</b>
18	12 Luis SA SILVA	MAC	CARLIN		29	6	<b>1:34.314</b>	2.109	0.071	<b>244,9</b>
19	25 Denis NAGULIN	RUS	TRIDENT		25	18	<b>1:34.469</b>	2.264	0.155	<b>241,6</b>
20	28 Alfonso CELIS Jr	MEX	STATUS GRAND PRIX		31	9	<b>1:34.476</b>	2.271	0.007	<b>243,8</b>
21	17 Ivan TARANOV	RUS	HILMER MOTORSPORT		26	26	<b>1:34.557</b>	2.352	0.081	<b>244,3</b>
22	16 Dean STONEMAN	GBR	MARUSSIA MANOR RACING		17	11	<b>1:34.596</b>	2.391	0.039	<b>246,6</b>
23	18 Nelson MASON	CAN	HILMER MOTORSPORT		10	9	<b>1:34.908</b>	2.703	0.312	<b>243,2</b>
24	15 Ryan CULLEN	GBR	MARUSSIA MANOR RACING		32	16	<b>1:35.215</b>	3.010	0.307	<b>244,3</b>
25	23 Victor CARBONE	BRA	TRIDENT		24	20	<b>1:35.571</b>	3.366	0.356	<b>238,4</b>
26	7 Carmen JORDA	ESP	KOIRANEN GP		20	16	<b>1:36.410</b>	4.205	0.839	<b>240,0</b>

RESULTADOS PUBLICADOS A LAS 16:58 HORAS

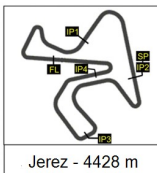
CIRCUITO DE JEREZ, 10 DE ABRIL DE 2014











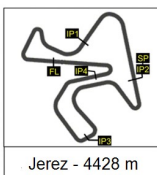
7'

**THURSDAY APRIL 10th 2014**  
**PM SESSION**

Número	1		2		3		4		5		6		7	
Vta	Sector	Vuelta	Sector	Vuelta	Sector	Vuelta	Sector	Vuelta	Sector	Vuelta	Sector	Vuelta	Sector	Vuelta
34	IP1						<b>18.983</b>	<b>18.983</b>	20.637	20.637	22.049	22.049		
	IP2						<b>16.248</b>	<b>35.231</b>	17.418	38.055	20.621	42.670		
	IP3						<b>24.947</b>	<b>1:00.178</b>	26.935	1:04.990	32.067	1:14.737		
	IP4						<b>20.569</b>	<b>1:20.747</b>	24.470	1:29.460	23.943	1:38.680		
	FL						12.016	<b>1:32.763</b>	3:31.56	<b>PIT EXIT</b>	13.169	<b>1:51.849</b>		
35	IP1						22.419	22.419	31.840	31.840				
	IP2						20.097	42.516	21.362	53.202				
	IP3						30.095	1:12.611	30.749	1:23.951				
	IP4						27.072	1:39.683	24.201	1:48.152				
	FL						12.576	-----	13.269	<b>2:01.421</b>				
36	IP1						19.058	19.058	21.777	21.777				
	IP2						16.293	35.351	18.456	40.233				
	IP3						24.965	1:00.316	27.217	1:07.450				
	IP4						20.711	1:21.027	22.124	1:29.574				
	FL						<b>11.989</b>	<b>1:33.016</b>	12.127	<b>1:41.701</b>				
37	IP1								20.918	20.918				
	IP2								18.359	39.277				
	IP3								26.943	1:06.220				
	IP4								21.866	1:28.086				
	FL								12.140	<b>1:40.226</b>				
38	IP1								<b>19.234</b>	<b>19.234</b>				
	IP2								<b>16.232</b>	<b>35.466</b>				
	IP3								<b>25.102</b>	<b>1:00.568</b>				
	IP4								21.021	<b>1:21.589</b>				
	FL								<b>11.956</b>	<b>1:33.545</b>				







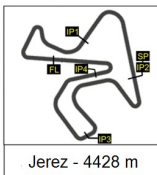
7"

THURSDAY APRIL 10th 2014  
PM SESSION

Número	8		9		10		11		12		14		15		
	Vta	Sector	Vuelta	Sector	Vuelta	Sector	Vuelta	Sector	Vuelta	Sector	Vuelta	Sector	Vuelta		
23	IP1	21.046	21.046	19.758	19.758	55.193	55.193	18.862	18.862	20.096	20.096	19.678	19.678	19.722	19.722
	IP2	16.832	37.878	16.771	36.529	18.729	1:13.922	<b>16.194</b>	<b>35.056</b>	17.341	37.437	16.747	36.425	<b>16.599</b>	36.321
	IP3	25.573	1:03.451	26.341	1:02.870	29.489	1:43.411	<b>24.640</b>	1:00.272	26.938	1:04.375	25.748	1:02.173	25.929	1:02.250
	IP4	22.311	1:25.762	21.615	1:24.485	23.321	2:06.732	20.499	<b>1:20.195</b>	22.609	1:26.984	21.539	1:23.712	22.542	1:24.792
	FL		PIT IN	12.380	<b>1:36.865</b>	1:46.08	PIT EXIT	12.010	<b>1:32.205</b>	45:25.6	PIT EXIT	12.245	<b>1:35.957</b>	12.486	<b>1:37.278</b>
24	IP1			19.867	19.867	50.528	50.528	20.683	20.683	26.893	26.893	19.880	19.880	19.932	19.932
	IP2			17.275	37.142	18.370	1:08.898	19.493	40.176	19.841	46.734	16.680	36.560	16.687	36.619
	IP3			27.007	1:04.149	27.998	1:36.896	28.190	1:08.366	29.480	1:16.214			26.233	1:02.852
	IP4			23.075	1:27.224	26.708	2:03.604	23.406	1:31.772	22.464	1:38.678			21.855	1:24.707
	FL			31:25.5	PIT EXIT	5:14.30	PIT EXIT	5:08.50	-----	12.569	<b>1:51.247</b>	-----	-----	12.402	<b>1:37.109</b>
25	IP1			29.220	29.220	26.914	26.914	29.909	29.909	19.840	19.840			19.706	19.706
	IP2			19.184	48.404	25.203	52.117	22.100	52.009	17.100	36.940			16.634	36.340
	IP3			28.212	1:16.616	36.535	1:28.652	33.843	1:25.852	26.812	1:03.752			25.830	1:02.170
	IP4			22.955	1:39.571	29.424	1:58.076	25.622	1:51.474	21.636	1:25.388			21.872	1:24.042
	FL			2:09.19	PIT EXIT		PIT IN	15.662	<b>2:07.136</b>	12.647	<b>1:38.035</b>			12.339	<b>1:36.381</b>
26	IP1			35.845	35.845			22.991	22.991	19.773	19.773			19.991	19.991
	IP2			18.727	54.572			18.998	41.989	16.987	36.760			16.750	36.741
	IP3			26.990	1:21.562			26.619	1:08.608	26.015	1:02.775			26.248	1:02.989
	IP4			22.235	1:43.797			21.276	1:29.884	21.299	1:24.074			21.637	1:24.626
	FL			22.302	PIT EXIT			12.647	<b>1:42.531</b>	12.456	<b>1:36.530</b>			12.399	<b>1:37.025</b>
27	IP1			35.159	35.159			19.078	19.078	19.754	19.754			19.810	19.810
	IP2			17.348	52.507			16.466	35.544	16.902	36.656			16.781	36.591
	IP3			26.559	1:19.066			25.118	1:00.662	26.324	1:02.980			26.011	1:02.602
	IP4			21.979	1:41.045			20.712	1:21.374	21.484	1:24.464			21.463	1:24.065
	FL				PIT IN			12.006	<b>1:33.380</b>	12.483	<b>1:36.947</b>			12.408	<b>1:36.473</b>
28	IP1									19.772	19.772			19.988	19.988
	IP2									17.326	37.098			16.693	36.681
	IP3									25.893	1:02.991			26.069	1:02.750
	IP4									21.438	1:24.429			21.550	1:24.300
	FL									12.426	<b>1:36.855</b>			12.425	<b>1:36.725</b>
29	IP1									19.705	19.705			19.928	19.928
	IP2									16.737	36.442			17.374	37.302
	IP3									26.013	1:02.455				
	IP4									21.422	1:23.877				
	FL									12.337	<b>1:36.214</b>			19:42.7	PIT EXIT
30	IP1									20.085	20.085			27.000	27.000
	IP2									17.435	37.520			19.103	46.103
	IP3									26.547	1:04.067			28.280	1:14.383
	IP4									22.514	1:26.581			22.341	1:36.724
	FL										PIT IN			12.727	<b>1:49.451</b>
31	IP1													19.815	19.815
	IP2													17.143	36.958
	IP3													26.316	1:03.274
	IP4													21.490	1:24.764
	FL													12.400	<b>1:37.164</b>
32	IP1													19.644	19.644
	IP2													16.990	36.634
	IP3													25.877	1:02.511
	IP4													21.435	1:23.946
	FL													12.460	<b>1:36.406</b>
33	IP1													24.660	24.660
	IP2													24.412	49.072
	IP3													36.516	1:25.588
	IP4													29.422	1:55.010
	FL														PIT IN







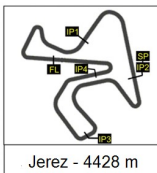
7"

**THURSDAY APRIL 10th 2014  
PM SESSION**

Número	8		9		10		11		12		14		15	
	Vta	Sector	Vuelta	Sector	Vuelta	Sector	Vuelta	Sector	Vuelta	Sector	Vuelta	Sector	Vuelta	
34	IP1													
	IP2													
	IP3													
	IP4													
	FL													
35	IP1													
	IP2													
	IP3													
	IP4													
	FL													
36	IP1													
	IP2													
	IP3													
	IP4													
	FL													
37	IP1													
	IP2													
	IP3													
	IP4													
	FL													
38	IP1													
	IP2													
	IP3													
	IP4													
	FL													



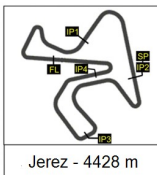




7"

THURSDAY APRIL 10th 2014  
PM SESSION

Número	8		9		10		11		12		14		15		
	Vta	Sector	Vuelta	Sector	Vuelta	Sector	Vuelta	Sector	Vuelta	Sector	Vuelta	Sector	Vuelta		
23	IP1	21.046	21.046	19.758	19.758	55.193	55.193	18.862	18.862	20.096	20.096	19.678	19.678	19.722	19.722
	IP2	16.832	37.878	16.771	36.529	18.729	1:13.922	<b>16.194</b>	<b>35.056</b>	17.341	37.437	16.747	36.425	<b>16.599</b>	36.321
	IP3	25.573	1:03.451	26.341	1:02.870	29.489	1:43.411	<b>24.640</b>	1:00.272	26.938	1:04.375	25.748	1:02.173	25.929	1:02.250
	IP4	22.311	1:25.762	21.615	1:24.485	23.321	2:06.732	20.499	<b>1:20.195</b>	22.609	1:26.984	21.539	1:23.712	22.542	1:24.792
	FL		PIT IN	12.380	<b>1:36.865</b>	1:46.08	PIT EXIT	12.010	<b>1:32.205</b>	45:25.6	PIT EXIT	12.245	<b>1:35.957</b>	12.486	<b>1:37.278</b>
24	IP1			19.867	19.867	50.528	50.528	20.683	20.683	26.893	26.893	19.880	19.880	19.932	19.932
	IP2			17.275	37.142	18.370	1:08.898	19.493	40.176	19.841	46.734	16.680	36.560	16.687	36.619
	IP3			27.007	1:04.149	27.998	1:36.896	28.190	1:08.366	29.480	1:16.214			26.233	1:02.852
	IP4			23.075	1:27.224	26.708	2:03.604	23.406	1:31.772	22.464	1:38.678			21.855	1:24.707
	FL			31:25.5	PIT EXIT	5:14.30	PIT EXIT	5:08.50	-----	12.569	<b>1:51.247</b>	-----	-----	12.402	<b>1:37.109</b>
25	IP1			29.220	29.220	26.914	26.914	29.909	29.909	19.840	19.840			19.706	19.706
	IP2			19.184	48.404	25.203	52.117	22.100	52.009	17.100	36.940			16.634	36.340
	IP3			28.212	1:16.616	36.535	1:28.652	33.843	1:25.852	26.812	1:03.752			25.830	1:02.170
	IP4			22.955	1:39.571	29.424	1:58.076	25.622	1:51.474	21.636	1:25.388			21.872	1:24.042
	FL			2:09.19	PIT EXIT		PIT IN	15.662	<b>2:07.136</b>	12.647	<b>1:38.035</b>			12.339	<b>1:36.381</b>
26	IP1			35.845	35.845			22.991	22.991	19.773	19.773			19.991	19.991
	IP2			18.727	54.572			18.998	41.989	16.987	36.760			16.750	36.741
	IP3			26.990	1:21.562			26.619	1:08.608	26.015	1:02.775			26.248	1:02.989
	IP4			22.235	1:43.797			21.276	1:29.884	21.299	1:24.074			21.637	1:24.626
	FL			22.302	PIT EXIT			12.647	<b>1:42.531</b>	12.456	<b>1:36.530</b>			12.399	<b>1:37.025</b>
27	IP1			35.159	35.159			19.078	19.078	19.754	19.754			19.810	19.810
	IP2			17.348	52.507			16.466	35.544	16.902	36.656			16.781	36.591
	IP3			26.559	1:19.066			25.118	1:00.662	26.324	1:02.980			26.011	1:02.602
	IP4			21.979	1:41.045			20.712	1:21.374	21.484	1:24.464			21.463	1:24.065
	FL				PIT IN			12.006	<b>1:33.380</b>	12.483	<b>1:36.947</b>			12.408	<b>1:36.473</b>
28	IP1									19.772	19.772			19.988	19.988
	IP2									17.326	37.098			16.693	36.681
	IP3									25.893	1:02.991			26.069	1:02.750
	IP4									21.438	1:24.429			21.550	1:24.300
	FL									12.426	<b>1:36.855</b>			12.425	<b>1:36.725</b>
29	IP1									19.705	19.705			19.928	19.928
	IP2									16.737	36.442			17.374	37.302
	IP3									26.013	1:02.455				
	IP4									21.422	1:23.877				
	FL									12.337	<b>1:36.214</b>			19:42.7	PIT EXIT
30	IP1									20.085	20.085			27.000	27.000
	IP2									17.435	37.520			19.103	46.103
	IP3									26.547	1:04.067			28.280	1:14.383
	IP4									22.514	1:26.581			22.341	1:36.724
	FL										PIT IN			12.727	<b>1:49.451</b>
31	IP1													19.815	19.815
	IP2													17.143	36.958
	IP3													26.316	1:03.274
	IP4													21.490	1:24.764
	FL													12.400	<b>1:37.164</b>
32	IP1													19.644	19.644
	IP2													16.990	36.634
	IP3													25.877	1:02.511
	IP4													21.435	1:23.946
	FL													12.460	<b>1:36.406</b>
33	IP1													24.660	24.660
	IP2													24.412	49.072
	IP3													36.516	1:25.588
	IP4													29.422	1:55.010
	FL														PIT IN



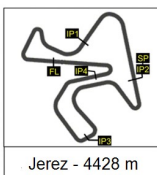
7"

**THURSDAY APRIL 10th 2014  
PM SESSION**

Número	8		9		10		11		12		14		15	
	Vta	Sector	Vuelta	Sector	Vuelta	Sector	Vuelta	Sector	Vuelta	Sector	Vuelta	Sector	Vuelta	
34	IP1													
	IP2													
	IP3													
	IP4													
	FL													
35	IP1													
	IP2													
	IP3													
	IP4													
	FL													
36	IP1													
	IP2													
	IP3													
	IP4													
	FL													
37	IP1													
	IP2													
	IP3													
	IP4													
	FL													
38	IP1													
	IP2													
	IP3													
	IP4													
	FL													





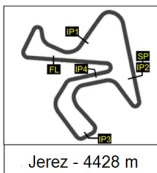


7<sup>III</sup>

THURSDAY APRIL 10th 2014  
PM SESSION

Número	16		17		18		20		21		22		23		
	Vta	Sector	Vuelta	Sector	Vuelta	Sector	Vuelta	Sector	Vuelta	Sector	Vuelta	Sector	Vuelta		
23	IP1			19.273	19.273			20.219	20.219	20.529	20.529			22.208	22.208
	IP2			<b>16.631</b>	35.904			19.070	39.289	17.563	38.092			19.521	41.729
	IP3			25.650	1:01.554			27.346	1:06.635	26.302	1:04.394			29.396	1:11.125
	IP4			21.233	1:22.787			22.207	1:28.842	21.687	1:26.081			23.945	1:35.070
	FL			12.062	<b>1:34.849</b>			12.304	<b>1:41.146</b>	12.660	<b>1:38.741</b>			16:59.1	<b>PIT EXIT</b>
24	IP1			23.026	23.026			<b>18.942</b>	<b>18.942</b>	19.996	19.996			47.162	47.162
	IP2			21.251	44.277			16.258	<b>35.200</b>	16.964	36.960			18.558	1:05.720
	IP3			31.228	1:15.505			<b>24.815</b>	<b>1:00.015</b>	26.222	1:03.182			27.387	1:33.107
	IP4			29.298	1:44.803			20.441	<b>1:20.456</b>	21.307	1:24.489			21.980	1:55.087
	FL			11.101	<b>1:58.027</b>			<b>11.994</b>	<b>1:32.450</b>	12.395	<b>1:36.884</b>			12.370	<b>2:07.457</b>
25	IP1			16.805	<b>16.805</b>			22.795	22.795	20.080	20.080			19.622	19.622
	IP2			25.792	<b>42.597</b>			20.803	43.598	17.902	37.982			16.967	36.589
	IP3			21.069	<b>1:03.666</b>			28.051	1:11.649	27.437	1:05.419			25.959	1:02.548
	IP4			12.179	<b>1:35.300</b>			22.284	1:33.933	22.232	1:27.651			22.327	1:24.875
	FL							12.354	<b>1:46.287</b>	12.542	<b>1:40.193</b>				<b>PIT IN</b>
26	IP1			<b>19.190</b>	<b>19.190</b>			19.038	19.038	19.783	19.783				
	IP2			16.742	35.932			<b>16.204</b>	35.242	17.022	36.805				
	IP3			<b>25.460</b>	1:01.392			25.037	1:00.279	26.136	1:02.941				
	IP4			21.046	1:22.438			27.131	1:27.410	21.429	1:24.370				
	FL			12.119	<b>1:34.557</b>			12.911	<b>1:40.321</b>	12.446	<b>1:36.816</b>				
27	IP1			21.721	21.721			19.181	19.181	19.903	19.903				
	IP2			19.524	41.245			17.888	37.069	17.304	37.207				
	IP3			30.315	1:11.560			30.784	1:07.853	27.096	1:04.303				
	IP4			25.579	1:37.139			21.607	1:29.460	21.557	1:25.860				
	FL				<b>PIT IN</b>				<b>PIT IN</b>	12.448	<b>1:38.308</b>				
28	IP1									19.701	19.701				
	IP2									16.848	36.549				
	IP3									26.408	1:02.957				
	IP4									22.530	1:25.487				
	FL									9:08.02	<b>PIT EXIT</b>				
29	IP1									28.563	28.563				
	IP2									21.595	50.158				
	IP3									30.384	1:20.542				
	IP4									24.289	1:44.831				
	FL									13.717	<b>1:58.548</b>				
30	IP1									21.788	21.788				
	IP2									18.298	40.086				
	IP3									28.975	1:09.061				
	IP4									22.866	1:31.927				
	FL									12.555	<b>1:44.482</b>				
31	IP1									19.440	19.440				
	IP2									16.618	36.058				
	IP3									25.394	1:01.452				
	IP4									<b>20.766</b>	1:22.218				
	FL									11.126	<b>1:34.444</b>				
32	IP1									<b>16.521</b>	<b>16.521</b>				
	IP2									<b>25.135</b>	<b>41.656</b>				
	IP3									21.201	<b>1:02.857</b>				
	IP4									12.114	<b>1:34.243</b>				
	FL														
33	IP1									20.180	20.180				
	IP2									19.437	39.617				
	IP3									28.045	1:07.662				
	IP4									21.932	1:29.594				
	FL									12.374	<b>1:41.968</b>				





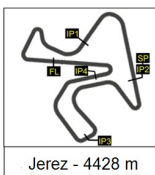
7<sup>'''</sup>

**THURSDAY APRIL 10th 2014**  
**PM SESSION**

Número	16		17		18		20		21		22		23	
	Vta	Sector	Vuelta	Sector	Vuelta	Sector	Vuelta	Sector	Vuelta	Sector	Vuelta	Sector	Vuelta	
34	IP1								19.299	19.299				
	IP2								16.736	36.035				
	IP3								25.822	1:01.857				
	IP4								21.388	1:23.245				
	FL								12.189	<b>1:35.434</b>				
35	IP1								19.241	19.241				
	IP2								16.606	35.847				
	IP3								25.447	1:01.294				
	IP4								21.159	1:22.453				
	FL								12.171	<b>1:34.624</b>				
36	IP1								<b>19.197</b>	<b>19.197</b>				
	IP2								16.526	35.723				
	IP3								25.557	1:01.280				
	IP4								22.327	1:23.607				
	FL									<b>PIT IN</b>				
37	IP1													
	IP2													
	IP3													
	IP4													
	FL													
38	IP1													
	IP2													
	IP3													
	IP4													
	FL													



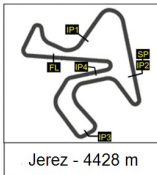




7<sup>o</sup>

## THURSDAY APRIL 10th 2014 PM SESSION

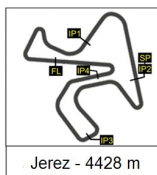
Número	24		25		26		27		28		0		0	
	Vta	Sector	Vuelta	Sector	Vuelta	Sector	Vuelta	Sector	Vuelta	Sector	Vuelta	Sector	Vuelta	
23	IP1			24.944	24.944	19.437	19.437	29.114	29.114	20.095	20.095			
	IP2			19.963	44.907	16.415	35.852	21.910	51.024	17.623	37.718			
	IP3			30.876	1:15.783	25.508	1:01.360	33.208	1:24.232	27.385	1:05.103			
	IP4			23.429	1:39.212	21.129	1:22.489	29.899	1:54.131	22.172	1:27.275			
	FL			13.193	<b>1:52.405</b>	12.155	<b>1:34.644</b>	16.154	<b>2:10.285</b>	9:07.66	<b>PIT EXIT</b>			
24	IP1			19.398	19.398	19.459	19.459	22.085	22.085	34.241	34.241			
	IP2			16.705	36.103	16.407	35.866	19.596	41.681	18.599	52.840			
	IP3			<b>25.385</b>	1:01.488	25.585	1:01.451	28.573	1:10.254	27.161	1:20.001			
	IP4			21.013	1:22.501	21.099	1:22.550	23.827	1:34.081	21.615	1:41.616			
	FL			12.242	<b>1:34.743</b>	12.171	<b>1:34.721</b>	12.378	<b>1:46.459</b>	12.483	<b>1:54.099</b>			
25	IP1			19.387	19.387	19.500	19.500	19.224	19.224	19.978	19.978			
	IP2			17.236	36.623	16.434	35.934	16.388	35.612	17.279	37.257			
	IP3			31.486	1:08.109	25.501	1:01.435	<b>25.065</b>	<b>1:00.677</b>	28.594	1:05.851			
	IP4			23.546	1:31.655	21.215	1:22.650	<b>20.489</b>	<b>1:21.166</b>	26.707	1:32.558			
	FL			12.870	<b>1:44.525</b>	12.144	<b>1:34.794</b>	12.047	<b>1:33.213</b>	22.142	<b>PIT EXIT</b>			
26	IP1			19.336	19.336	19.940	19.940	23.129	23.129	34.367	34.367			
	IP2			16.817	36.153	16.628	36.568	19.259	42.388	18.465	52.832			
	IP3			25.671	1:01.824	25.829	1:02.397	31.257	1:13.645	28.885	1:21.717			
	IP4			22.331	1:24.155	21.889	1:24.286	25.822	1:39.467	29.092	1:50.809			
	FL				<b>PIT IN</b>	39:06.7	<b>PIT EXIT</b>	12.629	<b>1:52.096</b>	33:39.5	<b>PIT EXIT</b>			
27	IP1					38.953	38.953	19.190	19.190	28.232	28.232			
	IP2					25.010	1:03.963	16.396	35.586	18.883	47.115			
	IP3					33.861	1:37.824	25.143	1:00.729	28.132	1:15.247			
	IP4					25.741	2:03.565	20.530	1:21.259	21.461	1:36.708			
	FL					14.023	<b>2:17.588</b>	12.061	<b>1:33.320</b>	12.842	<b>1:49.550</b>			
28	IP1					21.822	21.822	22.521	22.521	19.455	19.455			
	IP2					18.689	40.511	18.185	40.706	16.590	36.045			
	IP3					30.275	1:10.786	28.014	1:08.720	25.458	1:01.503			
	IP4					22.926	1:33.712	21.457	1:30.177	20.914	1:22.417			
	FL					12.387	<b>1:46.099</b>	12.581	<b>1:42.758</b>	<b>12.180</b>	<b>1:34.597</b>			
29	IP1					<b>19.093</b>	<b>19.093</b>	<b>19.089</b>	<b>19.089</b>	19.581	19.581			
	IP2					<b>16.151</b>	<b>35.244</b>	<b>16.307</b>	<b>35.396</b>	16.680	36.261			
	IP3					24.823	1:00.067	25.296	1:00.692	25.347	1:01.608			
	IP4					20.682	1:20.749	20.705	1:21.397	21.006	1:22.614			
	FL					<b>11.951</b>	<b>1:32.700</b>	12.114	<b>1:33.511</b>	12.242	<b>1:34.856</b>			
30	IP1					22.651	22.651	22.230	22.230	19.612	19.612			
	IP2					17.303	39.954	16.685	38.915	16.796	36.408			
	IP3					29.802	1:09.756	25.205	1:04.120	26.002	1:02.410			
	IP4					22.893	1:32.649	21.252	1:25.372	21.187	1:23.597			
	FL					12.533	<b>1:45.182</b>	3:55.58	<b>PIT EXIT</b>	9:54.21	-----			
31	IP1					19.100	19.100	35.338	35.338	35.855	35.855			
	IP2					16.168	35.268	20.951	56.289	21.561	57.416			
	IP3					<b>24.742</b>	<b>1:00.010</b>	37.620	1:33.909	30.063	1:27.479			
	IP4					<b>20.677</b>	<b>1:20.687</b>	27.247	2:01.156	23.162	1:50.641			
	FL					12.051	<b>1:32.738</b>		<b>PIT IN</b>	12.917	<b>2:03.558</b>			
32	IP1					24.747	24.747							
	IP2					19.808	44.555							
	IP3					30.370	1:14.925							
	IP4					28.213	1:43.138							
	FL					6:33.27	<b>PIT EXIT</b>							
33	IP1					25.253	25.253							
	IP2					18.906	44.159							
	IP3					27.846	1:12.005							
	IP4					22.032	1:34.037							
	FL						<b>PIT IN</b>							



7<sup>o</sup>

**THURSDAY APRIL 10th 2014  
PM SESSION**

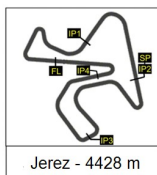
Número	24		25		26		27		28		0		0	
	Vta	Sector	Vuelta	Sector	Vuelta	Sector	Vuelta	Sector	Vuelta	Sector	Vuelta	Sector	Vuelta	
34	IP1													
	IP2													
	IP3													
	IP4													
	FL													
35	IP1													
	IP2													
	IP3													
	IP4													
	FL													
36	IP1													
	IP2													
	IP3													
	IP4													
	FL													
37	IP1													
	IP2													
	IP3													
	IP4													
	FL													
38	IP1													
	IP2													
	IP3													
	IP4													
	FL													



**THURSDAY APRIL 10th 2014**  
**PM SESSION**  
**TOP FIVE LAPS**

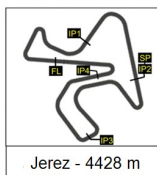
<b>Piloto</b>	<b>Nat</b>	<b>Equipo</b>	<b>Top Five Laps</b>				
11 Emil BERNSTORFF	GBR	CARLIN	1:32.205	1:32.552	1:33.380	1:34.364	1:37.302
1 Alex FONTANA	SUI	ART GRAND PRIX	1:32.227	1:32.753	1:32.883	1:33.240	1:33.302
8 Jimmy ERIKSSON	SWE	KOIRANEN GP	1:32.283	1:32.639	1:33.136	1:34.109	1:34.160
3 Dino ZAMPARELLI	GBR	ART GRAND PRIX	1:32.405	1:32.894	1:33.853	1:33.893	1:33.981
20 Pal VARHAUG	NOR	JENZER MOTORSPORT	1:32.450	1:33.773	1:34.250	1:34.944	1:35.214
2 Marvin KIRCHHÖFER	GER	ART GRAND PRIX	1:32.517	1:32.836	1:33.234	1:33.414	1:33.430
26 Nick YELLOLY	GBR	STATUS GRAND PRIX	1:32.700	1:32.738	1:34.142	1:34.417	1:34.457
4 Robert VISOIU	ROU	ARDEN INTERNATIONAL	1:32.763	1:33.016	1:34.040	1:34.121	1:34.590
6 Jann MARDENBOROUGH	GBR	ARDEN INTERNATIONAL	1:33.186	1:33.566	1:34.390	1:34.692	1:34.853
22 Adderly FONG	CHN	JENZER MOTORSPORT	1:33.210	1:33.353	1:34.193	1:34.222	1:34.311
27 Richie STANAWAY	NZL	STATUS GRAND PRIX	1:33.213	1:33.320	1:33.511	1:34.291	1:34.724
9 Santiago URRUTIA	URU	KOIRANEN GP	1:33.448	1:34.039	1:34.809	1:35.027	1:35.450
5 Patric NIEDERHAUSER	SUI	ARDEN INTERNATIONAL	1:33.545	1:34.103	1:34.174	1:34.887	1:34.907
24 Roman DE BEER	RSA	TRIDENT	1:33.712	1:33.987	1:34.052	1:34.625	1:36.002
14 Patrick KUJALA	FIN	MARUSSIA MANOR RACING	1:33.833	1:33.897	1:33.925	1:34.184	1:34.331
10 Alex LYNN	GBR	CARLIN	1:34.013	1:34.415	1:34.476	1:34.582	1:34.660
21 Christopher HÖHER	AUT	JENZER MOTORSPORT	1:34.243	1:34.423	1:34.444	1:34.624	1:34.626
12 Luis SA SILVA	MAC	CARLIN	1:34.314	1:34.544	1:34.709	1:34.750	1:35.370
25 Denis NAGULIN	RUS	TRIDENT	1:34.469	1:34.743	1:35.134	1:35.384	1:36.789
28 Alfonso CELIS Jr	MEX	STATUS GRAND PRIX	1:34.476	1:34.597	1:34.745	1:34.856	1:36.393
17 Ivan TARANOV	RUS	HILMER MOTORSPORT	1:34.557	1:34.849	1:35.168	1:35.269	1:35.300
16 Dean STONEMAN	GBR	MARUSSIA MANOR RACING	1:34.596	1:34.905	1:35.137	1:35.280	1:35.398
18 Nelson MASON	CAN	HILMER MOTORSPORT	1:34.908	1:35.591	1:36.420	1:40.239	1:42.368
15 Ryan CULLEN	GBR	MARUSSIA MANOR RACING	1:35.215	1:35.668	1:36.016	1:36.381	1:36.406
23 Victor CARBONE	BRA	TRIDENT	1:35.571	1:35.659	1:38.795	1:39.192	1:40.267
7 Carmen JORDA	ESP	KOIRANEN GP	1:36.410	1:36.502	1:36.523	1:36.953	1:37.539





### THURSDAY APRIL 20th 2014 PM SESSION 40 BEST LAPS


Dorsal	Piloto	Nat	Equipo	Maq.	Hora	Vuelta	Tiempo
11	Emil BERNSTORFF	GBR	CARLIN		16:38:09	23	1:32.205
1	Alex FONTANA	SUI	ART GRAND PRIX		16:43:20	21	1:32.227
8	Jimmy ERIKSSON	SWE	KOIRANEN GP		16:20:58	18	1:32.283
3	Dino ZAMPARELLI	GBR	ART GRAND PRIX		16:39:35	26	1:32.405
20	Pal VARHAUG	NOR	JENZER MOTORSPORT		16:44:36	24	1:32.450
2	Marvin KIRCHHÖFER	GER	ART GRAND PRIX		16:47:22	29	1:32.517
11	Emil BERNSTORFF	GBR	CARLIN		16:36:37	22	1:32.552
8	Jimmy ERIKSSON	SWE	KOIRANEN GP		16:27:43	22	1:32.639
26	Nick YELLOLY	GBR	STATUS GRAND PRIX		16:41:00	29	1:32.700
26	Nick YELLOLY	GBR	STATUS GRAND PRIX		16:44:18	31	1:32.738
1	Alex FONTANA	SUI	ART GRAND PRIX		16:46:47	23	1:32.753
4	Robert VISOIU	ROU	ARDEN INTERNATIONAL		16:43:25	34	1:32.763
2	Marvin KIRCHHÖFER	GER	ART GRAND PRIX		16:50:38	31	1:32.836
1	Alex FONTANA	SUI	ART GRAND PRIX		16:01:28	11	1:32.883
3	Dino ZAMPARELLI	GBR	ART GRAND PRIX		16:42:51	28	1:32.894
4	Robert VISOIU	ROU	ARDEN INTERNATIONAL		16:46:50	36	1:33.016
8	Jimmy ERIKSSON	SWE	KOIRANEN GP		16:24:20	20	1:33.136
6	Jann MARDENBOROUGH	GBR	ARDEN INTERNATIONAL		16:47:04	32	1:33.186
22	Adderly FONG	CHN	JENZER MOTORSPORT		16:02:38	12	1:33.210
27	Richie STANAWAY	NZL	STATUS GRAND PRIX		16:41:31	25	1:33.213
2	Marvin KIRCHHÖFER	GER	ART GRAND PRIX		15:55:25	16	1:33.234
1	Alex FONTANA	SUI	ART GRAND PRIX		16:23:07	15	1:33.240
1	Alex FONTANA	SUI	ART GRAND PRIX		15:58:12	9	1:33.302
27	Richie STANAWAY	NZL	STATUS GRAND PRIX		16:44:57	27	1:33.320
1	Alex FONTANA	SUI	ART GRAND PRIX		16:26:22	17	1:33.336
22	Adderly FONG	CHN	JENZER MOTORSPORT		15:59:09	10	1:33.353
11	Emil BERNSTORFF	GBR	CARLIN		16:50:20	27	1:33.380
2	Marvin KIRCHHÖFER	GER	ART GRAND PRIX		15:33:27	10	1:33.414
2	Marvin KIRCHHÖFER	GER	ART GRAND PRIX		16:25:17	23	1:33.430
9	Santiago URRUTIA	URU	KOIRANEN GP		14:36:13	6	1:33.448
2	Marvin KIRCHHÖFER	GER	ART GRAND PRIX		15:30:08	8	1:33.486
27	Richie STANAWAY	NZL	STATUS GRAND PRIX		16:48:13	29	1:33.511
5	Patric NIEDERHAUSER	SUI	ARDEN INTERNATIONAL		16:54:13	38	1:33.545
6	Jann MARDENBOROUGH	GBR	ARDEN INTERNATIONAL		16:48:37	33	1:33.566
2	Marvin KIRCHHÖFER	GER	ART GRAND PRIX		15:52:11	14	1:33.669
24	Roman DE BEER	RSA	TRIDENT		16:31:13	14	1:33.712
20	Pal VARHAUG	NOR	JENZER MOTORSPORT		16:23:56	17	1:33.773
14	Patrick KUJALA	FIN	MARUSSIA MANOR RACING		15:10:49	9	1:33.833
2	Marvin KIRCHHÖFER	GER	ART GRAND PRIX		16:22:00	21	1:33.843
3	Dino ZAMPARELLI	GBR	ART GRAND PRIX		15:40:32	11	1:33.853



**THURSDAY APRIL 10th 2014**  
**PM SESSION**  
**TOP FIVE MAX-SPEED**

<b>Piloto</b>	<b>Nat</b>	<b>Equipo</b>	<b>Top Five Vmax</b>				
5 Patric NIEDERHAUSER	SUI	ARDEN INTERNATIONAL	247,1	246,6	246,6	246,0	246,0
16 Dean STONEMAN	GBR	MARUSSIA MANOR RACING	246,6	246,0	244,9	244,9	244,3
10 Alex LYNN	GBR	CARLIN	246,6	246,6	245,5	244,9	244,9
26 Nick YELLOLY	GBR	STATUS GRAND PRIX	246,6	246,0	246,0	246,0	246,0
20 Pal VARHAUG	NOR	JENZER MOTORSPORT	246,6	246,0	245,5	245,5	244,9
4 Robert VISOIU	ROU	ARDEN INTERNATIONAL	246,0	246,0	245,5	245,5	245,5
9 Santiago URRUTIA	URU	KOIRANEN GP	246,0	244,9	244,9	244,3	244,3
6 Jann MARDENBOROUGH	GBR	ARDEN INTERNATIONAL	245,5	245,5	245,5	244,9	244,9
12 Luis SA SILVA	MAC	CARLIN	244,9	244,9	244,3	244,3	244,3
15 Ryan CULLEN	GBR	MARUSSIA MANOR RACING	244,3	243,8	243,8	243,2	242,7
2 Marvin KIRCHHÖFER	GER	ART GRAND PRIX	244,3	243,8	243,8	242,7	242,7
17 Ivan TARANOV	RUS	HILMER MOTORSPORT	244,3	242,2	242,2	241,6	241,6
1 Alex FONTANA	SUI	ART GRAND PRIX	244,3	244,3	242,2	241,6	241,6
27 Richie STANAWAY	NZL	STATUS GRAND PRIX	244,3	244,3	244,3	244,3	244,3
28 Alfonso CELIS Jr	MEX	STATUS GRAND PRIX	243,8	242,7	242,7	242,2	242,2
22 Adderly FONG	CHN	JENZER MOTORSPORT	243,8	242,7	242,2	241,6	241,1
8 Jimmy ERIKSSON	SWE	KOIRANEN GP	243,8	243,2	243,2	243,2	242,7
18 Nelson MASON	CAN	HILMER MOTORSPORT	243,2	242,7	241,6	241,1	241,1
14 Patrick KUJALA	FIN	MARUSSIA MANOR RACING	243,2	243,2	242,7	242,7	242,2
11 Emil BERNSTORFF	GBR	CARLIN	242,7	242,2	242,2	242,2	241,1
3 Dino ZAMPARELLI	GBR	ART GRAND PRIX	242,7	242,7	242,2	242,2	242,2
24 Roman DE BEER	RSA	TRIDENT	242,7	240,0	239,5	239,5	239,5
21 Christopher HÖHER	AUT	JENZER MOTORSPORT	242,2	242,2	241,6	241,6	241,6
25 Denis NAGULIN	RUS	TRIDENT	241,6	241,1	241,1	241,1	240,5
7 Carmen JORDA	ESP	KOIRANEN GP	240,0	239,5	238,9	238,9	238,9
23 Victor CARBONE	BRA	TRIDENT	238,4	238,4	237,4	236,8	236,3





**THURSDAY APRIL 10th 2014  
COMBINED SESSION  
TESTING RESULTS**

Ord.	Piloto	Equipo	Marca	NVT	Sesion 1			Sesion 2			Mejor Tiempo
					VR	NV	Tiempo	VR	NV	Tiempo	
1	26	Nick YELLOLY	STATUS GRAND PRIX	65	32	33	<b>1:31.350</b>	29	32	1:32.700	1:31.350
2	10	Alex LYNN	CARLIN	52	23	28	<b>1:31.594</b>	8	24	1:34.013	1:31.594
3	9	Santiago URRUTIA	KOIRANEN GP	47	20	21	<b>1:31.931</b>	6	26	1:33.448	1:31.931
4	3	Dino ZAMPARELLI	ART GRAND PRIX	63	30	32	<b>1:32.130</b>	26	31	1:32.405	1:32.130
5	11	Emil BERNSTORFF	CARLIN	58	15	31	1:32.767	23	27	<b>1:32.205</b>	1:32.205
6	1	Alex FONTANA	ART GRAND PRIX	63	8	39	1:32.410	21	24	<b>1:32.227</b>	1:32.227
7	2	Marvin KIRCHHÖFER	ART GRAND PRIX	67	30	36	<b>1:32.237</b>	29	31	1:32.517	1:32.237
8	8	Jimmy ERIKSSON	KOIRANEN GP	41	9	19	1:32.901	18	22	<b>1:32.283</b>	1:32.283
9	27	Richie STANAWAY	STATUS GRAND PRIX	63	31	33	<b>1:32.354</b>	25	30	1:33.213	1:32.354
10	20	Pal VARHAUG	JENZER MOTORSPORT	48	20	22	1:32.563	24	26	<b>1:32.450</b>	1:32.450
11	6	Jann MARDENBOROUGH	ARDEN INTERNATIONAL	54	18	20	<b>1:32.504</b>	32	34	1:33.186	1:32.504
12	14	Patrick KUJALA	MARUSSIA MANOR RACING	55	19	32	<b>1:32.653</b>	9	23	1:33.833	1:32.653
13	5	Patric NIEDERHAUSER	ARDEN INTERNATIONAL	61	23	23	<b>1:32.687</b>	38	38	1:33.545	1:32.687
14	12	Luis SA SILVA	CARLIN	64	33	35	<b>1:32.726</b>	6	29	1:34.314	1:32.726
15	4	Robert VISOIU	ARDEN INTERNATIONAL	57	6	21	1:32.788	34	36	<b>1:32.763</b>	1:32.763
16	18	Nelson MASON	HILMER MOTORSPORT	37	24	27	<b>1:33.097</b>	9	10	1:34.908	1:33.097
17	16	Dean STONEMAN	MARUSSIA MANOR RACING	53	22	36	<b>1:33.119</b>	11	17	1:34.596	1:33.119
18	22	Adderly FONG	JENZER MOTORSPORT	54	26	34	1:33.887	12	20	<b>1:33.210</b>	1:33.210
19	15	Ryan CULLEN	MARUSSIA MANOR RACING	74	35	42	<b>1:33.426</b>	16	32	1:35.215	1:33.426
20	24	Roman DE BEER	TRIDENT	44	7	23	1:33.781	14	21	<b>1:33.712</b>	1:33.712
21	28	Alfonso CELIS Jr	STATUS GRAND PRIX	66	31	35	<b>1:33.726</b>	9	31	1:34.476	1:33.726
22	21	Christopher HÖHER	JENZER MOTORSPORT	65	30	30	1:34.715	32	35	<b>1:34.243</b>	1:34.243
23	25	Denis NAGULIN	TRIDENT	49	16	24	1:35.424	18	25	<b>1:34.469</b>	1:34.469
24	17	Ivan TARANOV	HILMER MOTORSPORT	54	28	28	1:35.145	26	26	<b>1:34.557</b>	1:34.557
25	23	Victor CARBONE	TRIDENT	54	21	30	1:35.743	20	24	<b>1:35.571</b>	1:35.571
26	7	Carmen JORDA	KOIRANEN GP	42	20	22	1:36.958	16	20	<b>1:36.410</b>	1:36.410

RESULTADOS PUBLICADOS A LAS 17:02 HORAS

CIRCUITO DE JEREZ, 10 DE ABRIL DE 2014

