**RENAULT SPORT****6**

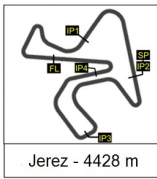
CIRCUITO DE JEREZ - WORLD SERIES by RENAULT TEST EUROCUP FORMULA RENAULT 2.0 PM SESSION - RESULTS

CONDICIONES ATMOSFERICAS: **Soleado**ESTADO DE LA PISTA: **Seca**

Ord.	Piloto	Licencia	Equipo	Marca	NV	VR	Tiempo	Gap	Intv	Promedio
1	10 Seb MORRIS		GBR MANOR MP MOTORSPORT		24	24	1:41.634	----	----	156,7
2	4 Jake HUGHES		GBR ART JUNIOR TEAM		20	20	1:41.659	0.025	0.025	156,6
3	60 Dennis OLSEN		NOR STRAKKA RACING		24	23	1:41.686	0.052	0.027	156,6
4	16 Louis DELETRAZ		SWI JOSEF KAUFMANN RACING		21	17	1:41.703	0.069	0.017	156,6
5	22 Callan O'KEEFFE		RSA PREMA POWERTEAM		36	34	1:41.835	0.201	0.132	156,4
6	21 Dorian BOCCOLACCI		FRA PREMA POWERTEAM		33	31	1:41.854	0.220	0.019	156,3
7	9 Joseph MAWSON		AUS FORTEC MOTORSPORTS		36	32	1:42.043	0.409	0.189	156,0
8	40 Patricio O'WARD		MEX AVF		29	26	1:42.219	0.585	0.176	155,8
9	14 Anton De PASQUALE		AUS JOSEF KAUFMANN RACING		23	22	1:42.232	0.598	0.013	155,8
10	51 Charlie EASTWOOD		IRL FORTEC MOTORSPORTS		28	17	1:42.466	0.832	0.234	155,4
11	38 Harrison SCOTT		GBR AVF		27	26	1:42.517	0.883	0.051	155,3
12	11 Lasse SORENSEN		DEN MANOR MP MOTORSPORT		27	24	1:42.551	0.917	0.034	155,3
13	1 Kevin AABOL		NOR TECH 1 RACING		31	30	1:42.732	1.098	0.181	155,0
14	7 Valentin HASSE CLOT		FRA FORTEC MOTORSPORTS		32	28	1:42.735	1.101	0.003	155,0
15	17 Joonas LAPPALAINEN		FIN KOIRANEN GP		33	33	1:42.904	1.270	0.169	154,7
16	27 Denis BULATOV		RUS ARTA ENGINEERING		34	32	1:42.906	1.272	0.002	154,7
17	6 Felix HIRSIGER		SWI ART JUNIOR TEAM		29	29	1:43.008	1.374	0.102	154,6
18	5 Max DEFOURNY		BEL ART JUNIOR TEAM		28	17	1:43.014	1.380	0.006	154,6
19	63 Nicklas NIELSEN		DEN ART JUNIOR TEAM		35	35	1:43.133	1.499	0.119	154,4
20	39 Alessio LORANDI		ITA AVF		32	30	1:43.140	1.506	0.007	154,4
21	26 James ALLEN		AUS ARTA ENGINEERING		30	29	1:43.159	1.525	0.019	154,4
22	62 Niko KARI		FIN KOIRANEN GP		44	44	1:43.166	1.532	0.007	154,3
23	2 Paul HOKFELT JR.		SWI TECH 1 RACING		35	19	1:43.209	1.575	0.043	154,3
24	20 Ralf ARON		EST PREMA POWERTEAM		27	23	1:43.209	1.575	0.000	154,3
25	28 David DROUX		SWI ARTA ENGINEERING		35	31	1:43.314	1.680	0.105	154,1
26	55 Pietro FITTIPALDI		BRA FORTEC MOTORSPORTS		21	3	1:43.383	1.749	0.069	154,0
27	12 Valentin MOINEAULT		FRA MANOR MP MOTORSPORT		32	23	1:43.633	1.999	0.250	153,6
28	18 Ferdinand HABSBURG		AUT KOIRANEN GP		32	19	1:44.111	2.477	0.478	152,9
29	8 Bryan ELPITIYA		FRA FORTEC MOTORSPORTS		31	31	1:44.170	2.536	0.059	152,9
30	19 Julien FALCHERO		FRA KOIRANEN GP		32	30	1:44.424	2.790	0.254	152,5

RESULTADOS PUBLICADOS A LAS 17:29 HORAS

CIRCUITO DE JEREZ, 20 DE OCTUBRE DE 2014



RENAULT SPORT



7

CIRCUITO DE JEREZ - WORLD SERIES by RENAULT TEST EUROCUP FORMULA RENAULT 2.0 - ROOKIES PM SESSION - RESULTS

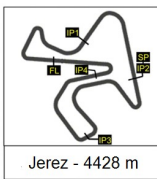
CONDICIONES ATMOSFERICAS: **Soleado**

ESTADO DE LA PISTA: **Seca**

Ord.	Piloto	Licencia	Equipo	Marca	NV	VR	Tiempo	Gap	Intv	Promedio
1	21 Dorian BOCCOLACCI	FRA	PREMA POWERTEAM		33	31	1:41.854	----	----	156,3
2	9 Joseph MAWSON	AUS	FORTEC MOTORSPORTS		36	32	1:42.043	0.189	0.189	156,0
3	14 Anton De PASQUALE	AUS	JOSEF KAUFMANN RACING		23	22	1:42.232	0.378	0.189	155,8
4	11 Lasse SORENSEN	DEN	MANOR MP MOTORSPORT		27	24	1:42.551	0.697	0.319	155,3
5	1 Kevin AABOL	NOR	TECH 1 RACING		31	30	1:42.732	0.878	0.181	155,0
6	17 Joonas LAPPALAINEN	FIN	KOIRANEN GP		33	33	1:42.904	1.050	0.172	154,7
7	27 Denis BULATOV	RUS	ARTA ENGINEERING		34	32	1:42.906	1.052	0.002	154,7
8	6 Felix HIRSIGER	SWI	ART JUNIOR TEAM		29	29	1:43.008	1.154	0.102	154,6
9	39 Alessio LORANDI	ITA	AVF		32	30	1:43.140	1.286	0.132	154,4
10	20 Ralf ARON	EST	PREMA POWERTEAM		27	23	1:43.209	1.355	0.069	154,3

RESULTADOS PUBLICADOS A LAS 17:29 HORAS

CIRCUITO DE JEREZ, 20 DE OCTUBRE DE 2014



RENAULT SPORT

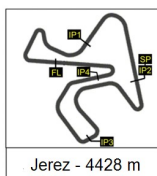


8

CIRCUITO DE JEREZ - WORLD SERIES by RENAULT TEST
EUROCUP FORMULA RENAULT 2.0
PM SESSION - ANALYSIS

Table with columns: Número, Vta, Sector, Vuelta. Rows 1-18, each with IP1, IP2, FL sub-rows. Data includes lap times and pit exit status.





RENAULT SPORT



WORLD SERIES
by RENAULT

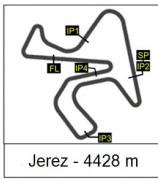
FORMULA RENAULT 2.0
EUROCUP

8¹

CIRCUITO DE JEREZ - WORLD SERIES by RENAULT TEST
EUROCUP FORMULA RENAULT 2.0
PM SESSION - ANALYSIS

Número	1			2		4		5		6		7		8	
	Vta	Sector	Vuelta	Sector	Vuelta	Sector	Vuelta	Sector	Vuelta	Sector	Vuelta	Sector	Vuelta	Sector	Vuelta
19	IP1	40.010	40.010	39.505	39.505	39.034	39.034	39.861	39.861	40.463	40.463	40.330	40.330	40.290	40.290
	IP2	29.174	1:09.184	28.891	1:08.396	30.623	1:09.657	29.068	1:08.929	29.429	1:09.892	29.164	1:09.494	29.378	1:09.668
	FL	35.205	1:44.389	34.813	1:43.209	36.640	1:46.297	36:27.4	PIT EXIT	34:18.0	PIT EXIT	35.226	1:44.720	35.652	1:45.320
20	IP1	48.292	48.292	39.453	39.453	38.870	38.870	59.174	59.174	46.014	46.014	39.670	39.670	44.091	44.091
	IP2	34.609	1:22.901	28.793	1:08.246	28.226	1:07.096	34.481	1:33.655	29.562	1:15.576	28.856	1:08.526	30.781	1:14.872
	FL	36.263	1:59.164	35.346	1:43.592	34.563	1:41.659	35.495	2:09.150	35.495	1:51.071	35.276	1:43.802	51:20.0	PIT EXIT
21	IP1	40.205	40.205	42.813	42.813	41.788	41.788	40.105	40.105	40.145	40.145	39.528	39.528	48.593	48.593
	IP2	29.466	1:09.671	31.911	1:14.724	29.209	1:10.997	28.968	1:09.073	29.127	1:09.272	28.796	1:08.324	32.406	1:20.999
	FL	35.453	1:45.121	13:56.2	PIT EXIT	-----	-----	35.038	1:44.111	35.168	1:44.440	35.078	1:43.402	36.718	1:57.717
22	IP1	39.818	39.818	47.249	47.249			39.536	39.536	39.893	39.893	39.553	39.553	41.116	41.116
	IP2	29.126	1:08.944	31.917	1:19.166			28.796	1:08.332	28.971	1:08.864	28.691	1:08.244	29.642	1:10.758
	FL	35.656	1:44.600	36.088	1:55.254			35.024	1:43.356	35.203	1:44.067	35.133	1:43.377	35.882	1:46.640
23	IP1	44.505	44.505	39.975	39.975			39.525	39.525	39.974	39.974	40.216	40.216	40.353	40.353
	IP2	34.376	1:18.881	29.012	1:08.987			29.922	1:09.447	28.886	1:08.860	30.721	1:10.937	29.527	1:09.880
	FL	16:11.9	PIT EXIT	35.217	1:44.204			35.030	1:44.477	40.297	1:49.157	36.989	1:47.926	37.294	1:47.174
24	IP1	53.071	53.071	39.547	39.547			39.586	39.586	40.124	40.124	39.882	39.882	40.402	40.402
	IP2	31.597	1:24.668	28.942	1:08.489			28.661	1:08.247	28.859	1:08.983	28.772	1:08.654	29.333	1:09.735
	FL	35.947	2:00.615	35.157	1:43.646			34.912	1:43.159	35.180	1:44.163	35.120	1:43.774	35.841	1:45.576
25	IP1	39.855	39.855	43.802	43.802			39.673	39.673	39.748	39.748	47.880	47.880	40.475	40.475
	IP2	29.230	1:09.085	30.084	1:13.886			28.894	1:08.567	29.044	1:08.792	35.280	1:23.160	29.354	1:09.829
	FL	35.275	1:44.360	35.259	1:49.145			10:31.9	PIT EXIT	35.190	1:43.982	19:10.3	PIT EXIT	35.847	1:45.676
26	IP1	39.637	39.637	39.621	39.621			53.063	53.063	39.835	39.835	49.445	49.445	42.474	42.474
	IP2	28.807	1:08.444	28.919	1:08.540			29.347	1:22.410	29.021	1:08.856	31.354	1:20.799	30.142	1:12.616
	FL	34.979	1:43.423	35.097	1:43.637			35.014	1:57.424	9:53.91	PIT EXIT	36.176	1:56.975	4:51.51	PIT EXIT
27	IP1	46.130	46.130	39.596	39.596			39.892	39.892	53.582	53.582	39.888	39.888	53.433	53.433
	IP2	35.842	1:21.972	28.944	1:08.540			28.669	1:08.561	29.288	1:22.870	28.643	1:08.531	29.361	1:22.794
	FL	38.687	2:00.659	24:45.9	PIT EXIT			34.797	1:43.358	35.311	1:58.181	34.961	1:43.492	35.448	1:58.242
28	IP1	40.701	40.701	52.124	52.124			39.319	39.319	39.562	39.562	39.446	39.446	39.996	39.996
	IP2	28.987	1:09.688	30.081	1:22.205			28.725	1:08.044	28.689	1:08.251	28.552	1:07.998	28.840	1:08.836
	FL	35.069	1:44.757	35.303	1:57.508			36.423	1:44.467	34.872	1:43.123	34.737	1:42.735	35.356	1:44.192
29	IP1	39.470	39.470	39.666	39.666			39.451	39.451	39.448	39.448	41.677	41.677	40.160	40.160
	IP2	28.814	1:08.284	28.903	1:08.569			28.839	1:08.290	28.586	1:08.034	33.784	1:15.461	29.005	1:09.165
	FL	35.079	1:43.363	34.996	1:43.565			-----	-----	34.974	1:43.008	36.968	1:52.429	35.446	1:44.611
30	IP1	39.270	39.270	39.914	39.914			39.390	39.390	39.390	39.390	39.605	39.605	46.491	46.491
	IP2	28.654	1:07.924	28.865	1:08.779			28.702	1:08.092	28.702	1:08.092	28.654	1:08.259	32.379	1:18.870
	FL	34.808	1:42.732	34.999	1:43.778			-----	-----	-----	-----	35.032	1:43.291	35.814	1:54.684
31	IP1	39.522	39.522	47.680	47.680							39.343	39.343	40.077	40.077
	IP2	28.772	1:08.294	33.894	1:21.574							28.701	1:08.044	28.854	1:08.931
	FL	35.040	1:43.334	35.335	1:56.909							34.777	1:42.821	35.239	1:44.170
32	IP1	40.053	40.053	39.658	39.658							39.450	39.450	43.298	43.298
	IP2	32.149	1:12.202	28.881	1:08.539							32.525	1:11.975		
	FL		-----	35.003	1:43.542							41.020	1:52.995		-----
33	IP1			39.582	39.582							40.561	40.561		
	IP2			28.753	1:08.335							35.939	1:16.500		
	FL			35.039	1:43.374							-----	-----		
34	IP1			45.377	45.377										
	IP2			30.927	1:16.304										
	FL			35.185	1:51.489										
35	IP1			39.875	39.875										
	IP2			28.746	1:08.621										
	FL			34.869	1:43.490										
36	IP1			40.728	40.728										
	IP2			30.695	1:11.423										
	FL			-----	-----										





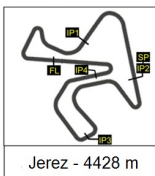
RENAULT SPORT



8¹

CIRCUITO DE JEREZ - WORLD SERIES by RENAULT TEST EUROCUP FORMULA RENAULT 2.0 PM SESSION - ANALYSIS

Número		1		2		4		5		6		7		8	
Vta		Sector	Vuelta	Sector	Vuelta	Sector	Vuelta	Sector	Vuelta	Sector	Vuelta	Sector	Vuelta	Sector	Vuelta
37	IP1 IP2 FL														
38	IP1 IP2 FL														
39	IP1 IP2 FL														
40	IP1 IP2 FL														
41	IP1 IP2 FL														
42	IP1 IP2 FL														
43	IP1 IP2 FL														
44	IP1 IP2 FL														

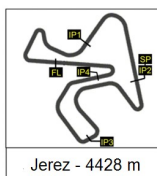


RENAULT SPORT



CIRCUITO DE JEREZ - WORLD SERIES by RENAULT TEST
EUROCUP FORMULA RENAULT 2.0
PM SESSION - ANALYSIS

Table with columns: Número, Vta, Sector, Vuelta, and rows for laps 9 through 18. Each lap row contains three entries (IP1, IP2, FL) with their respective times and pit stop status.



Jerez - 4428 m

RENAULT SPORT

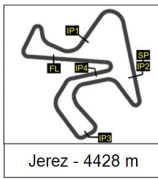


8 2

CIRCUITO DE JEREZ - WORLD SERIES by RENAULT TEST
EUROCUP FORMULA RENAULT 2.0
PM SESSION - ANALYSIS

Table with columns: Número (9, 10, 11, 12, 14, 16, 17), Vta, Sector, Vuelta. Rows 19-36, each with sub-rows IP1, IP2, FL. Contains race timing data including laps and times.





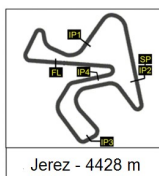
RENAULT SPORT



8²

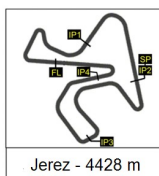
CIRCUITO DE JEREZ - WORLD SERIES by RENAULT TEST EUROCUP FORMULA RENAULT 2.0 PM SESSION - ANALYSIS

Número		9		10		11		12		14		16		17	
Vta		Sector	Vuelta	Sector	Vuelta	Sector	Vuelta	Sector	Vuelta	Sector	Vuelta	Sector	Vuelta	Sector	Vuelta
37	IP1	42.226	42.226												
	IP2	33.170	1:15.396												
	FL		-----												
38	IP1														
	IP2														
	FL														
39	IP1														
	IP2														
	FL														
40	IP1														
	IP2														
	FL														
41	IP1														
	IP2														
	FL														
42	IP1														
	IP2														
	FL														
43	IP1														
	IP2														
	FL														
44	IP1														
	IP2														
	FL														



**CIRCUITO DE JEREZ - WORLD SERIES by RENAULT TEST
EUROCUP FORMULA RENAULT 2.0
PM SESSION - ANALYSIS**

Número	18		19		20		21		22		26		27		
	Vta	Sector	Vuelta	Sector	Vuelta	Sector	Vuelta	Sector	Vuelta	Sector	Vuelta	Sector	Vuelta		
1	IP1	53.565	53.565	49.537	49.537	52.441	52.441	49.954	49.954	48.364	48.364	53.187	53.187	45.579	45.579
	IP2	30.965	1:24.530	30.654	1:20.191	30.844	1:23.285	30.460	1:20.414	30.312	1:18.676	31.197	1:24.384	30.299	1:15.878
	FL	35.908	2:00.438	37.393	1:57.584	36.038	1:59.323	35.873	1:56.287	36.294	1:54.970	12:33.2	PIT EXIT	35.935	1:51.813
2	IP1	40.124	40.124	41.215	41.215	40.519	40.519	40.390	40.390	40.294	40.294	48.788	48.788	40.177	40.177
	IP2	29.264	1:09.388	30.355	1:11.570	29.437	1:09.956	29.322	1:09.712	29.128	1:09.422	29.412	1:18.200	29.448	1:09.625
	FL	35.295	1:44.683	36.858	1:48.428	35.503	1:45.459	35.472	1:45.184	35.213	1:44.635	37.079	1:55.279	35.625	1:45.250
3	IP1	39.995	39.995	42.839	42.839	40.038	40.038	52.445	52.445	39.796	39.796	39.942	39.942	40.070	40.070
	IP2	29.109	1:09.104	30.172	1:13.011	29.415	1:09.453	36.399	1:28.844	28.998	1:08.794	29.096	1:09.038	29.328	1:09.398
	FL	35.116	1:44.220	36.387	1:49.398	37.459	1:46.912	11:17.7	PIT EXIT	35.038	1:43.832	35.595	1:44.633	35.423	1:44.821
4	IP1	39.896	39.896	40.783	40.783			49.208	49.208	39.875	39.875	39.710	39.710	40.220	40.220
	IP2	29.098	1:08.994	29.973	1:10.756			29.417	1:18.625	28.823	1:08.698	29.019	1:08.729	36.252	1:16.472
	FL	42.444	1:51.438	36.144	1:46.900	1:18:36	PIT EXIT	35.444	1:54.069	15:16.2	PIT EXIT	35.350	1:44.079	39.111	1:55.583
5	IP1	40.073	40.073	40.718	40.718	52.194	52.194	40.180	40.180	50.254	50.254	39.930	39.930	40.194	40.194
	IP2	29.035	1:09.108	29.916	1:10.634	31.561	1:23.755	29.286	1:09.466	32.109	1:22.363	29.264	1:09.194	29.347	1:09.541
	FL	35.582	1:44.690	36.154	1:46.788	36.805	2:00.560	35.495	1:44.961	38.900	2:01.263	35.398	1:44.592	35.641	1:45.182
6	IP1	39.837	39.837	40.868	40.868	41.022	41.022	39.820	39.820	39.693	39.693	39.758	39.758	40.059	40.059
	IP2	29.140	1:08.977	29.739	1:10.607	29.913	1:10.935	29.251	1:09.071	28.741	1:08.434	28.958	1:08.716	29.414	1:09.473
	FL	35.489	1:44.466	18:37.4	PIT EXIT	35.736	1:46.671	35.340	1:44.411	34.684	1:43.118	35.407	1:44.123	35.716	1:45.189
7	IP1	1:00.82	1:00.824	48.903	48.903	40.306	40.306	40.154	40.154	39.511	39.511	39.971	39.971	43.161	43.161
	IP2	32.423	1:33.247	30.346	1:19.249	29.436	1:09.742	29.318	1:09.472	28.650	1:08.161	29.111	1:09.082	35.001	1:18.162
	FL	34:39.8	PIT EXIT	36.381	1:55.630	35.169	1:44.911	35.412	1:44.884	34.893	1:43.054	9:47.69	PIT EXIT	7:21.42	PIT EXIT
8	IP1	47.990	47.990	41.217	41.217	39.775	39.775	39.893	39.893	46.481	46.481	44.168	44.168	47.278	47.278
	IP2	32.511	1:20.501	29.901	1:11.118	29.181	1:08.956	29.187	1:09.080	39.538	1:26.019	29.369	1:13.537	30.467	1:17.745
	FL	36.455	1:56.956	36.415	1:47.533	35.136	1:44.092	35.326	1:44.406	38.413	2:04.432	35.675	1:49.212	36.039	1:53.784
9	IP1	40.896	40.896	40.594	40.594	39.834	39.834	40.003	40.003	39.630	39.630	40.221	40.221	40.048	40.048
	IP2	29.535	1:10.431	31.443	1:12.037	29.212	1:09.046	29.075	1:09.078	28.676	1:08.306	29.098	1:09.319	29.226	1:09.274
	FL	35.821	1:46.252	36.003	1:48.040	35.181	1:44.227	35.478	1:44.556	34.806	1:43.112	35.692	1:45.011	35.232	1:44.506
10	IP1	40.488	40.488	40.972	40.972	39.794	39.794	40.100	40.100	41.157	41.157	39.961	39.961	39.700	39.700
	IP2	29.513	1:10.001	30.000	1:10.972	29.094	1:08.888	29.876	1:09.976	32.059	1:13.216	29.019	1:08.980	29.079	1:08.779
	FL	35.836	1:45.837	9:49.45	PIT EXIT	35.345	1:44.233	8:07.25	PIT EXIT	13:13.0	PIT EXIT	47.758	1:56.738	35.209	1:43.988
11	IP1	40.508	40.508	47.713	47.713	39.745	39.745	52.512	52.512	48.827	48.827	40.242	40.242	39.799	39.799
	IP2	29.588	1:10.096	30.041	1:17.754	29.033	1:08.778	30.286	1:22.798	32.883	1:21.710	29.029	1:09.271	29.001	1:08.800
	FL	36.012	1:46.108	36.443	1:54.197	35.142	1:43.920	35.699	1:58.497	37.337	1:59.047	35.632	1:44.903	35.113	1:43.913
12	IP1	40.429	40.429	40.862	40.862	39.839	39.839	39.960	39.960	39.589	39.589	39.940	39.940	39.733	39.733
	IP2	29.303	1:09.732	29.742	1:10.604	29.874	1:09.713	29.012	1:08.972	28.863	1:08.452	29.243	1:09.183	29.271	1:09.004
	FL	35.725	1:45.457	35.916	1:46.520	10:52.6	PIT EXIT	34.963	1:43.935	35.025	1:43.477	36.304	1:45.487	35.208	1:44.212
13	IP1	40.402	40.402	40.654	40.654	49.126	49.126	39.658	39.658	39.666	39.666	40.301	40.301	39.732	39.732
	IP2	29.434	1:09.836	29.578	1:10.232	31.954	1:21.080	28.775	1:08.433	33.689	1:13.355	29.261	1:09.562	29.100	1:08.832
	FL	35.714	1:45.550	35.793	1:46.025	38.412	1:59.492	35.307	1:43.740	35.405	1:48.760	53:28.4	PIT EXIT	35.331	1:44.163
14	IP1	41.045	41.045	40.839	40.839	40.965	40.965	39.543	39.543	39.506	39.506	47.004	47.004	39.592	39.592
	IP2	29.652	1:10.697	29.624	1:10.463	31.717	1:12.682	28.729	1:08.272	28.782	1:08.288	29.156	1:16.160	29.106	1:08.698
	FL	35.816	1:46.513	35.991	1:46.454	36.687	1:49.369	34.904	1:43.176	34.840	1:43.128	36.775	1:52.935	35.226	1:43.924
15	IP1	40.584	40.584	40.477	40.477	40.591	40.591	39.508	39.508	39.396	39.396	40.243	40.243	39.951	39.951
	IP2	29.651	1:10.235	29.573	1:10.050	29.556	1:10.147	28.726	1:08.234	28.852	1:08.248	29.357	1:09.600	29.233	1:09.184
	FL	35.867	1:46.102	35.904	1:45.954	35.342	1:45.489	35.033	1:43.267	34.796	1:43.044	35.430	1:45.030	35.711	1:44.895
16	IP1	40.518	40.518	40.508	40.508	39.897	39.897	39.490	39.490	40.081	40.081	39.802	39.802	40.082	40.082
	IP2	29.600	1:10.118	29.797	1:10.305	29.121	1:09.018	28.671	1:08.161	35.889	1:15.970	28.887	1:08.689	29.630	1:09.712
	FL	33:44.7	PIT EXIT	35.832	1:46.137	35.215	1:44.233	35.248	1:43.409	38.094	1:54.064	35.357	1:44.046	51:15.6	PIT EXIT
17	IP1	57.858	57.858	40.835	40.835	39.688	39.688	39.429	39.429	39.613	39.613	39.802	39.802	54.168	54.168
	IP2	37.843	1:35.701	29.640	1:10.475	29.036	1:08.724	28.775	1:08.204	28.677	1:08.290	29.149	1:08.951	29.975	1:24.143
	FL	36.822	2:12.523	28:52.8	PIT EXIT	35.070	1:43.794	34.929	1:43.133	34.791	1:43.081	35.631	1:44.582	35.946	2:00.089
18	IP1	40.228	40.228	51.282	51.282	39.721	39.721	39.497	39.497	39.532	39.532	39.859	39.859	40.154	40.154
	IP2	29.303	1:09.531	31.617	1:22.899	29.051	1:08.772	28.949	1:08.446	28.646	1:08.178	29.095	1:08.954	29.462	1:09.616
	FL	35.363	1:44.894	36.344	1:59.243	35.109	1:43.881	35.096	1:43.542	35.096	1:43.274	35.648	1:44.602	35.555	1:45.171



Jerez - 4428 m

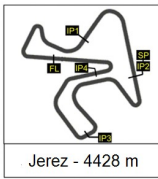
RENAULT SPORT



8³

CIRCUITO DE JEREZ - WORLD SERIES by RENAULT TEST
EUROCUP FORMULA RENAULT 2.0
PM SESSION - ANALYSIS

Table with columns for driver number (Número), sector, and lap time (Vuelta) for each driver (19-36) across multiple laps (IP1, IP2, FL). Includes pit exit times and best lap times.



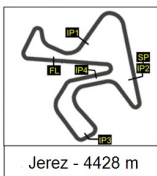
RENAULT SPORT



8³

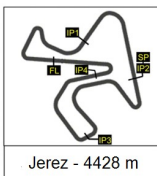
CIRCUITO DE JEREZ - WORLD SERIES by RENAULT TEST EUROCUP FORMULA RENAULT 2.0 PM SESSION - ANALYSIS

Número		18		19		20		21		22		26		27	
Vta		Sector	Vuelta	Sector	Vuelta	Sector	Vuelta	Sector	Vuelta	Sector	Vuelta	Sector	Vuelta	Sector	Vuelta
37	IP1									40.121	40.121				
	IP2									29.438	1:09.559				
	FL										-----				
38	IP1														
	IP2														
	FL														
39	IP1														
	IP2														
	FL														
40	IP1														
	IP2														
	FL														
41	IP1														
	IP2														
	FL														
42	IP1														
	IP2														
	FL														
43	IP1														
	IP2														
	FL														
44	IP1														
	IP2														
	FL														



CIRCUITO DE JEREZ - WORLD SERIES by RENAULT TEST EUROCUP FORMULA RENAULT 2.0 PM SESSION - ANALYSIS

Número	28		38		39		40		51		55		60		
	Vta	Sector	Vuelta	Sector	Vuelta	Sector	Vuelta	Sector	Vuelta	Sector	Vuelta	Sector	Vuelta		
1	IP1	47.099	47.099	53.514	53.514	47.803	47.803	46.492	46.492	50.227	50.227	51.349	51.349	48.008	48.008
	IP2	33.441	1:20.540	34.101	1:27.615	30.837	1:18.640	30.297	1:16.789	30.630	1:20.857	30.042	1:21.391	29.738	1:17.746
	FL	35.881	1:56.421	7:17.37	PIT EXIT	30:18.0	PIT EXIT	41.047	1:57.836	36.015	1:56.872	35.463	1:56.854	35.311	1:53.057
2	IP1	40.790	40.790	48.789	48.789	44.501	44.501	40.330	40.330	42.183	42.183	39.961	39.961	39.855	39.855
	IP2	29.646	1:10.436	30.550	1:19.339	30.092	1:14.593	29.509	1:09.839	31.966	1:14.149	28.756	1:08.717	28.838	1:08.693
	FL	35.609	1:46.045	36.232	1:55.571	35.985	1:50.578	35.386	1:45.225	35.739	1:49.888	35.041	1:43.758	34.673	1:43.366
3	IP1	40.431	40.431	40.415	40.415	40.579	40.579	39.873	39.873	39.632	39.632	39.484	39.484	39.368	39.368
	IP2	29.696	1:10.127	29.562	1:09.977	29.420	1:09.999	29.160	1:09.033	28.862	1:08.494	28.766	1:08.250	28.502	1:07.870
	FL	35.674	1:45.801	35.542	1:45.519	35.846	1:45.845	35.519	1:44.552	35.212	1:43.706	35.133	1:43.383	34.674	1:42.544
4	IP1	40.288	40.288	40.184	40.184	40.478	40.478	39.919	39.919	39.622	39.622	48.131	48.131	39.335	39.335
	IP2	29.568	1:09.856	29.290	1:09.474	29.348	1:09.826	29.081	1:09.000	28.657	1:08.279	32.535	1:20.666	28.612	1:07.947
	FL	35.843	1:45.699	35.319	1:44.793	35.975	1:45.801	35.341	1:44.341	35.209	1:43.488	35.528	1:56.194	34.684	1:42.631
5	IP1	49.407	49.407	40.129	40.129	40.223	40.223	39.987	39.987	39.852	39.852	47.536	47.536	39.636	39.636
	IP2	33.848	1:23.255	29.335	1:09.464	29.314	1:09.537	29.197	1:09.184	29.034	1:08.886	32.450	1:19.986	28.725	1:08.361
	FL	35.814	1:59.069	35.462	1:44.926	35.786	1:45.323	35.556	1:44.740	39.835	1:48.721	18:39.8	PIT EXIT	34.707	1:43.068
6	IP1	40.635	40.635	39.929	39.929	40.248	40.248	40.272	40.272	39.667	39.667	49.325	49.325	39.814	39.814
	IP2	29.361	1:09.996	29.607	1:09.536	32.502	1:12.750	29.295	1:09.567	28.653	1:08.320	29.623	1:18.948	28.590	1:08.404
	FL	35.870	1:45.866	35.510	1:45.046	36.142	1:48.892	35.542	1:45.109	35.359	1:43.679	35.303	1:54.251	34.703	1:43.107
7	IP1	42.706	42.706	40.368	40.368	40.453	40.453	40.231	40.231	39.763	39.763	39.744	39.744	39.294	39.294
	IP2	35.731	1:18.437	29.428	1:09.796	29.248	1:09.701	32.373	1:12.604	34.193	1:13.956	28.829	1:08.573	28.574	1:07.868
	FL	7:20.85	PIT EXIT	35.506	1:45.302	35.720	1:45.421	18:49.1	PIT EXIT	14:34.0	PIT EXIT	34.986	1:43.559	19:21.0	PIT EXIT
8	IP1	45.877	45.877	40.263	40.263	40.324	40.324	53.553	53.553	53.016	53.016	39.777	39.777	43.778	43.778
	IP2	31.950	1:17.827	29.440	1:09.703	29.314	1:09.638	33.946	1:27.499	30.411	1:23.427	28.707	1:08.484	29.236	1:13.014
	FL	35.933	1:53.760	19:21.9	PIT EXIT	35.485	1:45.123	38.800	2:06.299	35.749	1:59.176	35.010	1:43.494	35.194	1:48.208
9	IP1	40.260	40.260	51.804	51.804	40.585	40.585	40.351	40.351	41.020	41.020	43.424	43.424	39.607	39.607
	IP2	29.290	1:09.550	32.310	1:24.114	29.388	1:09.973	29.225	1:09.576	28.992	1:10.012	31.979	1:15.403	28.727	1:08.334
	FL	35.458	1:45.008	36.961	2:01.075	19:12.9	PIT EXIT	35.342	1:44.918	35.244	1:45.256	28:58.6	PIT EXIT	34.890	1:43.224
10	IP1	40.069	40.069	39.898	39.898	49.299	49.299	40.579	40.579	39.951	39.951	49.300	49.300	39.458	39.458
	IP2	29.240	1:09.309	29.190	1:09.088	33.178	1:22.477	28.973	1:09.552	28.762	1:08.713	29.333	1:18.633	28.606	1:08.064
	FL	35.474	1:44.783	35.423	1:44.511	36.417	1:58.894	34.990	1:44.542	35.197	1:43.910	35.560	1:54.193	34.711	1:42.775
11	IP1	40.061	40.061	39.716	39.716	41.409	41.409	39.538	39.538	39.595	39.595	39.980	39.980	39.324	39.324
	IP2	29.152	1:09.213	28.923	1:08.639	30.819	1:12.228	28.863	1:08.401	28.760	1:08.355	29.104	1:09.084	28.614	1:07.938
	FL	35.367	1:44.580	35.228	1:43.867	37.479	1:49.707	35.065	1:43.466	35.065	1:43.420	35.296	1:44.384	34.862	1:42.800
12	IP1	39.965	39.965	39.731	39.731	40.182	40.182	39.777	39.777	39.825	39.825	39.821	39.821	39.390	39.390
	IP2	35.787	1:15.752	28.964	1:08.695	29.252	1:09.434	28.766	1:08.543	28.810	1:08.635	28.851	1:08.672	28.630	1:08.020
	FL	42.785	1:58.537	35.064	1:43.759	35.221	1:44.655	35.335	1:43.878	35.370	1:44.005	35.114	1:43.786	34.893	1:42.913
13	IP1	40.116	40.116	39.861	39.861	40.047	40.047	39.910	39.910	39.845	39.845	39.721	39.721	39.713	39.713
	IP2	29.299	1:09.415	28.989	1:08.850	29.123	1:09.170	28.817	1:08.727	28.835	1:08.680	28.890	1:08.611	28.672	1:08.385
	FL	35.476	1:44.891	35.184	1:44.034	35.202	1:44.372	35.162	1:43.889	33:00.3	PIT EXIT	25:52.7	PIT EXIT	37:56.2	PIT EXIT
14	IP1	39.964	39.964	39.713	39.713	39.787	39.787	39.884	39.884	56.099	56.099	51.263	51.263	49.994	49.994
	IP2	29.453	1:09.417	28.903	1:08.616	29.194	1:08.981	29.066	1:08.950	31.838	1:27.937	29.677	1:20.940	30.698	1:20.692
	FL	35.589	1:45.006	35.155	1:43.771	35.225	1:44.206	35.282	1:44.232	36.514	2:04.451	35.292	1:56.232	39.125	1:59.817
15	IP1	39.985	39.985	40.213	40.213	40.068	40.068	40.450	40.450	39.558	39.558	39.872	39.872	39.713	39.713
	IP2	29.408	1:09.393	30.379	1:10.592	29.133	1:09.201	29.413	1:09.863	28.705	1:08.263	28.606	1:08.478	28.583	1:08.296
	FL	49:00.1	PIT EXIT	21:33.8	PIT EXIT	35.447	1:44.648	26:23.5	PIT EXIT	35.347	1:43.610	34.935	1:43.413	34.641	1:42.937
16	IP1	46.142	46.142	55.380	55.380	39.981	39.981	44.142	44.142	39.627	39.627	39.604	39.604	39.240	39.240
	IP2	29.900	1:16.042	36.870	1:32.250	29.061	1:09.042	29.230	1:13.372	28.503	1:08.130	28.556	1:08.160	28.388	1:07.628
	FL	35.761	1:51.803	37.754	2:10.004	35.288	1:44.330	40.853	1:54.225	34.690	1:42.820	37.847	1:46.007	34.560	1:42.188
17	IP1	40.332	40.332	40.234	40.234	40.158	40.158	40.084	40.084	39.249	39.249	40.357	40.357	39.267	39.267
	IP2	29.496	1:09.828	29.402	1:09.636	29.079	1:09.237	28.888	1:08.972	28.495	1:07.744	29.029	1:09.386	28.363	1:07.630
	FL	35.603	1:45.431	35.242	1:44.878	35.711	1:44.948	35.283	1:44.255	34.722	1:42.466	35.198	1:44.584	34.551	1:42.181
18	IP1	40.193	40.193	39.786	39.786	40.244	40.244	40.065	40.065	39.249	39.249	39.609	39.609	39.133	39.133
	IP2	29.372	1:09.565	29.043	1:08.829	29.490	1:09.734	30.549	1:10.614	28.392	1:07.641	29.021	1:08.630	28.436	1:07.569
	FL	35.520	1:45.085	35.252	1:44.081	21:32.1	PIT EXIT	35.284	1:45.898	34.990	1:42.631	35.767	1:44.397	34.567	1:42.136



RENAULT SPORT

WORLD SERIES
by RENAULT

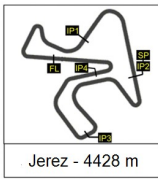
FORMULA
RENAULT **2.0**
EURO CUP

4
8

CIRCUITO DE JEREZ - WORLD SERIES by RENAULT TEST
EURO CUP FORMULA RENAULT 2.0
PM SESSION - ANALYSIS

Número	28		38		39		40		51		55		60		
	Vta	Sector	Vuelta	Sector	Vuelta	Sector	Vuelta	Sector	Vuelta	Sector	Vuelta	Sector	Vuelta		
19	IP1	40.009	40.009	39.735	39.735	43.811	43.811	39.733	39.733	39.384	39.384	39.590	39.590	39.199	39.199
	IP2	29.658	1:09.667	29.130	1:08.865	29.340	1:13.151	28.926	1:08.659	28.586	1:07.970	28.658	1:08.248	28.408	1:07.607
	FL	4:18.95	PIT EXIT	35.198	1:44.063	35.612	1:48.763	35.276	1:43.935	35.038	1:43.008	35.332	1:43.500	6:43.84	PIT EXIT
20	IP1	47.792	47.792	40.134	40.134	40.706	40.706	40.705	40.705	43.517	43.517	39.668	39.668	46.539	46.539
	IP2	31.884	1:19.676	29.206	1:09.340	29.449	1:10.155	29.173	1:09.878	33.258	1:16.775	28.803	1:08.471	29.926	1:16.465
	FL	35.364	1:55.040	35.349	1:44.689	35.209	1:45.364	35.366	1:45.244	24:35.1	PIT EXIT	12:52.4	PIT EXIT	49.650	2:06.115
21	IP1	40.275	40.275	40.109	40.109	40.358	40.358	39.885	39.885	47.657	47.657	45.538	45.538	39.342	39.342
	IP2	29.109	1:09.384	29.337	1:09.446	29.180	1:09.538	28.934	1:08.819	30.208	1:17.865	29.304	1:14.842	28.342	1:07.684
	FL	34.980	1:44.364	35.467	1:44.913	35.986	1:45.524	35.176	1:43.995	35.890	1:53.755	36.343	1:51.185	34.413	1:42.097
22	IP1	39.714	39.714	40.232	40.232	40.307	40.307	39.741	39.741	39.880	39.880	39.346	39.346	39.249	39.249
	IP2	28.974	1:08.688	29.688	1:09.920	29.161	1:09.468	28.916	1:08.657	28.840	1:08.720	28.258	1:07.604	32.434	1:11.683
	FL	35.107	1:43.795	11:51.7	PIT EXIT	35.604	1:45.072	10:42.9	PIT EXIT	35.314	1:44.034	-----	-----	37.568	1:49.251
23	IP1	39.724	39.724	54.859	54.859	40.080	40.080	49.052	49.052	39.706	39.706			39.065	39.065
	IP2	28.867	1:08.591	36.801	1:31.660	29.240	1:09.320	35.993	1:25.045	28.730	1:08.436			28.240	1:07.305
	FL	35.230	1:43.821	43.668	2:15.328	35.575	1:44.895	42.881	2:07.926	38.480	1:46.916			34.381	1:41.686
24	IP1	39.737	39.737	44.596	44.596	40.412	40.412	44.100	44.100	39.817	39.817			42.523	42.523
	IP2	28.954	1:08.691	30.697	1:15.293	34.577	1:14.989	30.414	1:14.514	29.194	1:09.011			30.150	1:12.673
	FL	35.327	1:44.018	41.609	1:56.902	40.726	1:55.715	36.913	1:51.427	6:35.23	PIT EXIT			34.851	1:47.524
25	IP1	40.336	40.336	39.553	39.553	40.201	40.201	39.827	39.827	52.647	52.647			39.060	39.060
	IP2	29.028	1:09.364	28.734	1:08.287	29.232	1:09.433	28.566	1:08.393	41.349	1:33.996			28.605	1:07.665
	FL	35.244	1:44.608	34.714	1:43.001	11:51.0	PIT EXIT	36.376	1:44.769	35.382	2:09.378			-----	-----
26	IP1	39.766	39.766	39.278	39.278	51.561	51.561	39.096	39.096	39.343	39.343				
	IP2	33.953	1:13.719	28.678	1:07.956	35.753	1:27.314	28.327	1:07.423	28.426	1:07.769				
	FL	37.864	1:51.583	34.561	1:42.517	39.301	2:06.615	34.796	1:42.219	34.891	1:42.660				
27	IP1	39.739	39.739	39.947	39.947	41.740	41.740	49.992	49.992	39.301	39.301				
	IP2	29.794	1:09.533	29.088	1:09.035	30.843	1:12.583	33.794	1:23.786	28.555	1:07.856				
	FL	5:05.27	PIT EXIT	36.213	1:45.248	37.039	1:49.622	34.789	1:58.575	35.015	1:42.871				
28	IP1	48.159	48.159	39.570	39.570	39.647	39.647	39.493	39.493	39.299	39.299				
	IP2	35.032	1:23.191	1:33.22	2:12.795	28.535	1:08.182	28.560	1:08.053	28.455	1:07.754				
	FL	39.702	2:02.893	-----	-----	34.969	1:43.151	34.715	1:42.768	35.029	1:42.783				
29	IP1	39.721	39.721			39.586	39.586	39.314	39.314	43.809	43.809				
	IP2	28.690	1:08.411			28.532	1:08.118	28.380	1:07.694	35.088	1:18.897				
	FL	34.965	1:43.376			36.539	1:44.657	34.800	1:42.494	-----	-----				
30	IP1	39.419	39.419			39.713	39.713	39.485	39.485						
	IP2	28.856	1:08.275			28.609	1:08.322	28.488	1:07.973						
	FL	38.178	1:46.453			34.818	1:43.140	-----	-----						
31	IP1	39.482	39.482			39.634	39.634								
	IP2	28.811	1:08.293			28.571	1:08.205								
	FL	35.021	1:43.314			35.047	1:43.252								
32	IP1	39.636	39.636			39.582	39.582								
	IP2	28.893	1:08.529			28.676	1:08.258								
	FL	35.153	1:43.682			34.992	1:43.250								
33	IP1	39.966	39.966			39.656	39.656								
	IP2	31.655	1:11.621			28.967	1:08.623								
	FL	35.307	1:46.928			-----	-----								
34	IP1	39.491	39.491												
	IP2	28.801	1:08.292												
	FL	35.157	1:43.449												
35	IP1	39.690	39.690												
	IP2	28.909	1:08.599												
	FL	35.493	1:44.092												
36	IP1	43.415	43.415												
	IP2	33.840	1:17.255												
	FL	-----	-----												





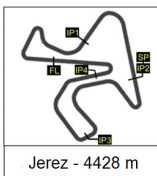
RENAULT SPORT



4
8

**CIRCUITO DE JEREZ - WORLD SERIES by RENAULT TEST
EUROCUP FORMULA RENAULT 2.0
PM SESSION - ANALYSIS**

Número		28		38		39		40		51		55		60	
Vta		Sector	Vuelta	Sector	Vuelta	Sector	Vuelta	Sector	Vuelta	Sector	Vuelta	Sector	Vuelta	Sector	Vuelta
37	IP1														
	IP2														
	FL														
38	IP1														
	IP2														
	FL														
39	IP1														
	IP2														
	FL														
40	IP1														
	IP2														
	FL														
41	IP1														
	IP2														
	FL														
42	IP1														
	IP2														
	FL														
43	IP1														
	IP2														
	FL														
44	IP1														
	IP2														
	FL														



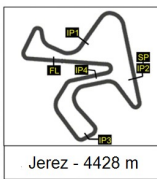
RENAULT SPORT



5
8

CIRCUITO DE JEREZ - WORLD SERIES by RENAULT TEST EUROCUP FORMULA RENAULT 2.0 PM SESSION - ANALYSIS

Número	62		63		0		0		0		0		0	
Vta	Sector	Vuelta	Sector	Vuelta	Sector	Vuelta	Sector	Vuelta	Sector	Vuelta	Sector	Vuelta	Sector	Vuelta
1	IP1	48.432	48.432	50.522	50.522									
	IP2	30.030	1:18.462	33.191	1:23.713									
	FL	36.176	1:54.638	37.050	2:00.763									
2	IP1	40.836	40.836	40.993	40.993									
	IP2	29.787	1:10.623	29.920	1:10.913									
	FL	35.704	1:46.327	35.880	1:46.793									
3	IP1	40.622	40.622	40.374	40.374									
	IP2	29.392	1:10.014	29.536	1:09.910									
	FL	35.690	1:45.704	35.746	1:45.656									
4	IP1	40.283	40.283	40.351	40.351									
	IP2	29.484	1:09.767	29.387	1:09.738									
	FL	35.739	1:45.506	35.315	1:45.053									
5	IP1	39.995	39.995	41.050	41.050									
	IP2	29.452	1:09.447	34.806	1:15.856									
	FL	35.710	1:45.157	12:37.9	PIT EXIT									
6	IP1	40.050	40.050	44.874	44.874									
	IP2	29.558	1:09.608	29.640	1:14.514									
	FL	35.502	1:45.110	35.995	1:50.509									
7	IP1	40.053	40.053	40.304	40.304									
	IP2	29.464	1:09.517	29.398	1:09.702									
	FL	35.495	1:45.012	35.693	1:45.395									
8	IP1	40.460	40.460	40.125	40.125									
	IP2	29.575	1:10.035	29.300	1:09.425									
	FL	4:22.02	PIT EXIT	35.636	1:45.061									
9	IP1	47.333	47.333	40.468	40.468									
	IP2	30.447	1:17.780	29.541	1:10.009									
	FL	12:30.4	PIT EXIT	35.700	1:45.709									
10	IP1	44.483	44.483	40.432	40.432									
	IP2	29.583	1:14.066	29.826	1:10.258									
	FL	35.828	1:49.894	35.580	1:45.838									
11	IP1	40.367	40.367	40.245	40.245									
	IP2	29.497	1:09.864	29.285	1:09.530									
	FL	35.566	1:45.430	35.466	1:44.996									
12	IP1	40.106	40.106	41.638	41.638									
	IP2	29.460	1:09.566	35.292	1:16.930									
	FL	35.603	1:45.169	26:18.3	PIT EXIT									
13	IP1	40.318	40.318	48.959	48.959									
	IP2	29.637	1:09.955	30.556	1:19.515									
	FL	35.839	1:45.794	36.499	1:56.014									
14	IP1	40.357	40.357	40.897	40.897									
	IP2	29.655	1:10.012	29.715	1:10.612									
	FL	35.772	1:45.784	35.971	1:46.583									
15	IP1	40.251	40.251	40.555	40.555									
	IP2	29.384	1:09.635	29.474	1:10.029									
	FL	35.705	1:45.340	35.844	1:45.873									
16	IP1	42.181	42.181	40.744	40.744									
	IP2	34.374	1:16.555	29.541	1:10.285									
	FL	17:24.3	PIT EXIT	36.303	1:46.588									
17	IP1	48.871	48.871	40.506	40.506									
	IP2	29.408	1:18.279	29.513	1:10.019									
	FL	35.333	1:53.612	35.754	1:45.773									
18	IP1	39.802	39.802	40.518	40.518									
	IP2	29.154	1:08.956	29.486	1:10.004									
	FL	35.401	1:44.357	35.671	1:45.675									



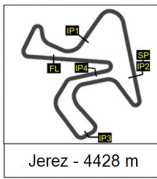
RENAULT SPORT



5
8

CIRCUITO DE JEREZ - WORLD SERIES by RENAULT TEST EUROCUP FORMULA RENAULT 2.0 PM SESSION - ANALYSIS

Número	62		63		0		0		0		0		0	
Vta	Sector	Vuelta	Sector	Vuelta	Sector	Vuelta	Sector	Vuelta	Sector	Vuelta	Sector	Vuelta	Sector	Vuelta
19	IP1	39.686	39.686	40.284	40.284									
	IP2	29.193	1:08.879	29.310	1:09.594									
	FL	35.255	1:44.134	35.576	1:45.170									
20	IP1	39.677	39.677	40.378	40.378									
	IP2	29.171	1:08.848	29.356	1:09.734									
	FL	35.224	1:44.072	36.012	1:45.746									
21	IP1	39.651	39.651	40.326	40.326									
	IP2	28.912	1:08.563	29.424	1:09.750									
	FL	35.205	1:43.768	28:12.7	PIT EXIT									
22	IP1	39.620	39.620	53.534	53.534									
	IP2	28.939	1:08.559	34.288	1:27.822									
	FL	35.162	1:43.721	37.420	2:05.242									
23	IP1	39.776	39.776	40.626	40.626									
	IP2	29.245	1:09.021	29.344	1:09.970									
	FL	35.387	1:44.408	35.489	1:45.459									
24	IP1	39.807	39.807	39.931	39.931									
	IP2	29.134	1:08.941	29.112	1:09.043									
	FL	26:35.6	PIT EXIT	35.379	1:44.422									
25	IP1	1:02.61	1:02.613	39.813	39.813									
	IP2	40.605	1:43.218	29.025	1:08.838									
	FL	37.999	2:21.217	35.212	1:44.050									
26	IP1	40.147	40.147	39.951	39.951									
	IP2	29.309	1:09.456	29.035	1:08.986									
	FL	35.347	1:44.803	35.163	1:44.149									
27	IP1	39.834	39.834	39.906	39.906									
	IP2	29.114	1:08.948	29.618	1:09.524									
	FL	35.342	1:44.290	35.398	1:44.922									
28	IP1	39.777	39.777	40.161	40.161									
	IP2	29.277	1:09.054	29.083	1:09.244									
	FL	35.281	1:44.335	35.503	1:44.747									
29	IP1	39.826	39.826	40.605	40.605									
	IP2	29.259	1:09.085	29.650	1:10.255									
	FL	35.751	1:44.836	19:31.1	PIT EXIT									
30	IP1	40.039	40.039	50.211	50.211									
	IP2	29.133	1:09.172	32.434	1:22.645									
	FL	35.467	1:44.639	41.441	2:04.086									
31	IP1	39.896	39.896	40.015	40.015									
	IP2	29.262	1:09.158	29.017	1:09.032									
	FL	35.460	1:44.618	35.797	1:44.829									
32	IP1	39.903	39.903	39.729	39.729									
	IP2	29.373	1:09.276	28.885	1:08.614									
	FL	5:42.92	PIT EXIT	35.063	1:43.677									
33	IP1	44.164	44.164	43.377	43.377									
	IP2	29.872	1:14.036	34.314	1:17.691									
	FL	35.533	1:49.569	35.515	1:53.206									
34	IP1	40.186	40.186	39.623	39.623									
	IP2	29.304	1:09.490	28.746	1:08.369									
	FL	35.314	1:44.804	35.222	1:43.591									
35	IP1	39.792	39.792	39.623	39.623									
	IP2	29.151	1:08.943	28.635	1:08.258									
	FL	35.565	1:44.508	34.875	1:43.133									
36	IP1	39.717	39.717	40.078	40.078									
	IP2	29.232	1:08.949	31.323	1:11.401									
	FL	35.563	1:44.512		-----									



RENAULT SPORT

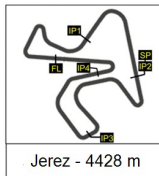


5
8

**CIRCUITO DE JEREZ - WORLD SERIES by RENAULT TEST
EUROCUP FORMULA RENAULT 2.0
PM SESSION - ANALYSIS**

Número	62		63		0		0		0		0		0	
Vta	Sector	Vuelta	Sector	Vuelta	Sector	Vuelta	Sector	Vuelta	Sector	Vuelta	Sector	Vuelta	Sector	Vuelta
37	IP1	39.874	39.874											
	IP2	29.335	1:09.209											
	FL	35.453	1:44.662											
38	IP1	39.822	39.822											
	IP2	29.132	1:08.954											
	FL	35.565	1:44.519											
39	IP1	39.925	39.925											
	IP2	29.106	1:09.031											
	FL	35.475	1:44.506											
40	IP1	39.765	39.765											
	IP2	29.185	1:08.950											
	FL	16:35.2	PIT EXIT											
41	IP1	52.659	52.659											
	IP2	30.741	1:23.400											
	FL	35.233	1:58.633											
42	IP1	39.571	39.571											
	IP2	28.823	1:08.394											
	FL	35.192	1:43.586											
43	IP1	39.454	39.454											
	IP2	28.916	1:08.370											
	FL	35.050	1:43.420											
44	IP1	39.367	39.367											
	IP2	28.737	1:08.104											
	FL	35.062	1:43.166											

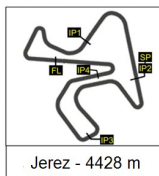


**RENAULT SPORT****FORMULA
RENAULT 2.0**
EUROCUP

9

CIRCUITO DE JEREZ - WORLD SERIES by RENAULT TEST EUROCUP FORMULA RENAULT 2.0 PM SESSION - 40 BEST LAPS

Dorsal	Piloto	Nat	Prueba	Maq.	Hora	Vuelta	Tiempo
4	Jake HUGHES	GBR	01 AM SESSION		11:05:11	11	1:41.044
4	Jake HUGHES	GBR	01 AM SESSION		11:03:30	10	1:41.312
10	Seb MORRIS	GBR	02 PM SESSION		17:27:22	24	1:41.634
4	Jake HUGHES	GBR	02 PM SESSION		17:26:48	20	1:41.659
60	Dennis OLSEN	NOR	02 PM SESSION		17:25:41	23	1:41.686
16	Louis DELETRAZ	SWI	02 PM SESSION		17:01:30	17	1:41.703
22	Callan O'KEEFFE	RSA	01 AM SESSION		11:34:12	21	1:41.821
22	Callan O'KEEFFE	RSA	02 PM SESSION		17:16:31	34	1:41.835
16	Louis DELETRAZ	SWI	02 PM SESSION		17:03:11	18	1:41.842
22	Callan O'KEEFFE	RSA	01 AM SESSION		11:29:06	18	1:41.845
21	Dorian BOCCOLACCI	FRA	02 PM SESSION		17:13:21	31	1:41.854
10	Seb MORRIS	GBR	02 PM SESSION		17:15:25	20	1:41.859
22	Callan O'KEEFFE	RSA	01 AM SESSION		11:30:48	19	1:41.860
22	Callan O'KEEFFE	RSA	01 AM SESSION		11:35:54	22	1:41.863
22	Callan O'KEEFFE	RSA	01 AM SESSION		11:32:30	20	1:41.887
22	Callan O'KEEFFE	RSA	02 PM SESSION		17:14:49	33	1:41.912
10	Seb MORRIS	GBR	02 PM SESSION		16:15:31	9	1:41.925
21	Dorian BOCCOLACCI	FRA	02 PM SESSION		17:15:03	32	1:41.960
21	Dorian BOCCOLACCI	FRA	02 PM SESSION		17:16:45	33	1:41.962
10	Seb MORRIS	GBR	02 PM SESSION		17:11:59	18	1:41.984
4	Jake HUGHES	GBR	02 PM SESSION		17:23:20	18	1:42.032
9	Joseph MAWSON	AUS	02 PM SESSION		17:20:52	32	1:42.043
21	Dorian BOCCOLACCI	FRA	02 PM SESSION		17:11:39	30	1:42.067
22	Callan O'KEEFFE	RSA	01 AM SESSION		11:27:24	17	1:42.079
60	Dennis OLSEN	NOR	02 PM SESSION		17:22:11	21	1:42.097
22	Callan O'KEEFFE	RSA	02 PM SESSION		17:09:33	30	1:42.116
22	Callan O'KEEFFE	RSA	02 PM SESSION		17:20:02	36	1:42.134
60	Dennis OLSEN	NOR	02 PM SESSION		17:10:31	18	1:42.136
22	Callan O'KEEFFE	RSA	02 PM SESSION		17:13:07	32	1:42.148
55	Pietro FITTIPALDI	BRA	01 AM SESSION		12:11:43	25	1:42.175
60	Dennis OLSEN	NOR	02 PM SESSION		17:08:49	17	1:42.181
60	Dennis OLSEN	NOR	02 PM SESSION		17:07:07	16	1:42.188
9	Joseph MAWSON	AUS	02 PM SESSION		17:24:17	34	1:42.188
40	Patricio O'WARD	MEX	01 AM SESSION		11:49:10	25	1:42.191
16	Louis DELETRAZ	SWI	02 PM SESSION		16:59:48	16	1:42.212
40	Patricio O'WARD	MEX	02 PM SESSION		17:21:16	26	1:42.219
14	Anton De PASQUALE	AUS	02 PM SESSION		17:09:01	22	1:42.232
16	Louis DELETRAZ	SWI	01 AM SESSION		11:48:43	22	1:42.259
16	Louis DELETRAZ	SWI	01 AM SESSION		11:43:36	19	1:42.267
10	Seb MORRIS	GBR	02 PM SESSION		17:00:05	14	1:42.278



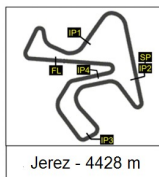
RENAULT SPORT

FORMULA
RENAULT 2.0
EUROCUP

10

CIRCUITO DE JEREZ - WORLD SERIES by RENAULT TEST EUROCUP FORMULA RENAULT 2.0 PM SESSION - TOP FIVE LAPS

Piloto	Nat	Prueba	Top Five Laps				
4	Jake HUGHES	GBR 01 AM SESSION	1:41.044	1:41.312	1:41.659	1:42.032	1:42.437
10	Seb MORRIS	GBR 02 PM SESSION	1:41.634	1:41.859	1:41.925	1:41.984	1:42.278
60	Dennis OLSEN	NOR 02 PM SESSION	1:41.686	1:42.097	1:42.136	1:42.181	1:42.188
16	Louis DELETRAZ	SWI 02 PM SESSION	1:41.703	1:41.842	1:42.212	1:42.259	1:42.267
22	Callan O'KEEFFE	RSA 01 AM SESSION	1:41.821	1:41.835	1:41.845	1:41.860	1:41.863
21	Dorian BOCCOLACCI	FRA 02 PM SESSION	1:41.854	1:41.960	1:41.962	1:42.067	1:42.480
9	Joseph MAWSON	AUS 02 PM SESSION	1:42.043	1:42.188	1:42.302	1:42.433	1:42.497
55	Pietro FITTIPALDI	BRA 01 AM SESSION	1:42.175	1:43.025	1:43.025	1:43.080	1:43.207
40	Patricio O'WARD	MEX 01 AM SESSION	1:42.191	1:42.219	1:42.435	1:42.494	1:42.768
14	Anton De PASQUALE	AUS 02 PM SESSION	1:42.232	1:42.531	1:42.571	1:42.686	1:42.752
5	Max DEFOURNY	BEL 01 AM SESSION	1:42.432	1:42.435	1:42.460	1:42.641	1:42.643
51	Charlie EASTWOOD	IRL 02 PM SESSION	1:42.466	1:42.631	1:42.660	1:42.783	1:42.820
38	Harrison SCOTT	GBR 02 PM SESSION	1:42.517	1:42.704	1:43.001	1:43.044	1:43.263
11	Lasse SORENSEN	DEN 02 PM SESSION	1:42.551	1:42.571	1:42.779	1:42.830	1:42.840
6	Felix HIRSIGER	SWI 01 AM SESSION	1:42.658	1:42.935	1:43.008	1:43.008	1:43.123
26	James ALLEN	AUS 01 AM SESSION	1:42.698	1:43.046	1:43.159	1:43.291	1:43.391
1	Kevin AABOL	NOR 02 PM SESSION	1:42.732	1:43.334	1:43.363	1:43.423	1:44.293
7	Valentin HASSE CLOT	FRA 02 PM SESSION	1:42.735	1:42.821	1:42.932	1:43.256	1:43.291
20	Ralf ARON	EST 01 AM SESSION	1:42.861	1:42.866	1:43.209	1:43.310	1:43.389
17	Joonas LAPPALAINEN	FIN 02 PM SESSION	1:42.904	1:43.539	1:43.756	1:43.924	1:43.983
27	Denis BULATOV	RUS 02 PM SESSION	1:42.906	1:43.122	1:43.202	1:43.297	1:43.470
63	Nicklas NIELSEN	DEN 02 PM SESSION	1:43.133	1:43.591	1:43.677	1:44.050	1:44.149
39	Alessio LORANDI	ITA 02 PM SESSION	1:43.140	1:43.151	1:43.250	1:43.252	1:43.331
62	Niko KARI	FIN 02 PM SESSION	1:43.166	1:43.420	1:43.586	1:43.721	1:43.768
2	Paul HOKFELT JR.	SWI 02 PM SESSION	1:43.209	1:43.264	1:43.332	1:43.374	1:43.490
28	David DROUX	SWI 02 PM SESSION	1:43.314	1:43.376	1:43.449	1:43.682	1:43.795
12	Valentin MOINEAULT	FRA 01 AM SESSION	1:43.585	1:43.608	1:43.633	1:43.654	1:43.673
18	Ferdinand HABSBURG	AUT 01 AM SESSION	1:43.598	1:43.798	1:43.904	1:43.911	1:43.924
8	Bryan ELPITIYA	FRA 02 PM SESSION	1:44.170	1:44.192	1:44.611	1:44.952	1:45.015
19	Julien FALCHERO	FRA 02 PM SESSION	1:44.424	1:44.698	1:45.097	1:45.398	1:45.413



RENAULT SPORT



 WORLD SERIES
by RENAULT


 FORMULA RENAULT 2.0
 EURO CUP

11

CIRCUITO DE JEREZ - WORLD SERIES by RENAULT TEST

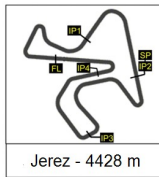
EURO CUP FORMULA RENAULT 2.0

COMBINED RESULTS

Ord.	Piloto	Equipo	Marca	Neum	NVT	Sesion 1			Sesion 2			Mejor Tiempo
						VR	NV	Tiempo	VR	NV	Tiempo	
1	4 Jake HUGHES	ART JUNIOR TEAM		58		11	38	1:41.044	20	20	1:41.659	1:41.044
2	10 Seb MORRIS	MANOR MP MOTORSPORT		52		26	28	1:42.748	24	24	1:41.634	1:41.634
3	60 Dennis OLSEN	STRAKKA RACING		24		0	0	---	23	24	1:41.686	1:41.686
4	16 Louis DELETRAZ	JOSEF KAUFMANN RACING		53		22	32	1:42.259	17	21	1:41.703	1:41.703
5	22 Callan O'KEEFFE	PREMA POWERTEAM		76		21	40	1:41.821	34	36	1:41.835	1:41.821
6	21 Dorian BOCCOLACCI	PREMA POWERTEAM		80		41	47	1:42.568	31	33	1:41.854	1:41.854
7	9 Joseph MAWSON	FORTEC MOTORSPORTS		77		39	41	1:43.294	32	36	1:42.043	1:42.043
8	55 Pietro FITTIPALDI	FORTEC MOTORSPORTS		47		25	26	1:42.175	3	21	1:43.383	1:42.175
9	40 Patricio O'WARD	AVF		66		25	37	1:42.191	26	29	1:42.219	1:42.191
10	14 Anton De PASQUALE	JOSEF KAUFMANN RACING		71		41	48	1:43.433	22	23	1:42.232	1:42.232
11	5 Max DEFOURNY	ART JUNIOR TEAM		60		25	32	1:42.432	17	28	1:43.014	1:42.432
12	51 Charlie EASTWOOD	FORTEC MOTORSPORTS		55		17	27	1:43.659	17	28	1:42.466	1:42.466
13	38 Harrison SCOTT	AVF		62		27	35	1:42.704	26	27	1:42.517	1:42.517
14	11 Lasse SORENSEN	MANOR MP MOTORSPORT		62		17	35	1:42.869	24	27	1:42.551	1:42.551
15	6 Felix HIRSIGER	ART JUNIOR TEAM		68		32	39	1:42.658	29	29	1:43.008	1:42.658
16	26 James ALLEN	ARTA ENGINEERING		64		24	34	1:42.698	29	30	1:43.159	1:42.698
17	1 Kevin AABOL	TECH 1 RACING		69		37	38	1:44.522	30	31	1:42.732	1:42.732
18	7 Valentin HASSE CLOT	FORTEC MOTORSPORTS		75		41	43	1:42.932	28	32	1:42.735	1:42.735
19	20 Ralf ARON	PREMA POWERTEAM		74		46	47	1:42.861	23	27	1:43.209	1:42.861
20	17 Joonas LAPPALAINEN	KOIRANEN GP		73		21	40	1:44.123	33	33	1:42.904	1:42.904
21	27 Denis BULATOV	ARTA ENGINEERING		71		28	37	1:44.111	32	34	1:42.906	1:42.906
22	63 Nicklas NIELSEN	ART JUNIOR TEAM		71		29	36	1:45.196	35	35	1:43.133	1:43.133
23	39 Alessio LORANDI	AVF		73		36	41	1:43.331	30	32	1:43.140	1:43.140
24	62 Niko KARI	KOIRANEN GP		83		30	39	1:44.641	44	44	1:43.166	1:43.166
25	2 Paul HOKFELT JR.	TECH 1 RACING		57		22	22	1:43.656	19	35	1:43.209	1:43.209
26	28 David DROUX	ARTA ENGINEERING		73		14	38	1:44.989	31	35	1:43.314	1:43.314
27	12 Valentin MOINEAULT	MANOR MP MOTORSPORT		68		25	36	1:43.585	23	32	1:43.633	1:43.585
28	18 Ferdinand HABSBURG	KOIRANEN GP		67		32	35	1:43.598	19	32	1:44.111	1:43.598
29	8 Bryan ELPITIYA	FORTEC MOTORSPORTS		75		32	44	1:44.952	31	31	1:44.170	1:44.170
30	19 Julien FALCHERO	KOIRANEN GP		78		40	46	1:45.398	30	32	1:44.424	1:44.424

RESULTADOS PUBLICADOS A LAS 17:30 HORAS

CIRCUITO DE JEREZ, 20 DE OCTUBRE DE 2014



RENAULT SPORT

WORLD SERIES
by RENAULT

FORMULA
RENAULT 2.0
EUROCUP

12

CIRCUITO DE JEREZ - WORLD SERIES by RENAULT TEST EUROCUP FORMULA RENAULT 2.0 - ROOKIES COMBINED RESULTS

Ord. Piloto	Equipo	Marca	Neum	NVT	Sesion 1			Sesion 2			Mejor Tiempo
					VR	NV	Tiempo	VR	NV	Tiempo	
1	21 Dorian BOCCOLACCI	PREMA POWERTEAM		80	41	47	1:42.568	31	33	1:41.854	1:41.854
2	9 Joseph MAWSON	FORTEC MOTORSPORTS		77	39	41	1:43.294	32	36	1:42.043	1:42.043
3	14 Anton De PASQUALE	JOSEF KAUFMANN RACING		71	41	48	1:43.433	22	23	1:42.232	1:42.232
4	11 Lasse SORENSEN	MANOR MP MOTORSPORT		62	17	35	1:42.869	24	27	1:42.551	1:42.551
5	6 Felix HIRSIGER	ART JUNIOR TEAM		68	32	39	1:42.658	29	29	1:43.008	1:42.658
6	1 Kevin AABOL	TECH 1 RACING		69	37	38	1:44.522	30	31	1:42.732	1:42.732
7	20 Ralf ARON	PREMA POWERTEAM		74	46	47	1:42.861	23	27	1:43.209	1:42.861
8	17 Joonas LAPPALAINEN	KOIRANEN GP		73	21	40	1:44.123	33	33	1:42.904	1:42.904
9	27 Denis BULATOV	ARTA ENGINEERING		71	28	37	1:44.111	32	34	1:42.906	1:42.906
10	39 Alessio LORANDI	AVF		73	36	41	1:43.331	30	32	1:43.140	1:43.140

RESULTADOS PUBLICADOS A LAS 17:30 HORAS

CIRCUITO DE JEREZ, 20 DE OCTUBRE DE 2014