**RENAULT SPORT****FORMULA
RENAULT 3.5
SERIES****13**


**CIRCUITO DE JEREZ - WORLD SERIES by RENAULT TEST
FORMULA RENAULT 3.5
OCTOBER 21st AM SESSION - RESULTS**

CONDICIONES ATMOSFERICAS: **Soleado**ESTADO DE LA PISTA: **Seca**

Ord.	Piloto	Licencia	Equipo	Marca	NV	VR	Tiempo	Gap	Intv	Promedio
1	5 Pietro FANTIN		BRA INTERNATIONAL DRACO R		44	22	1:27.915	----	----	181,1
2	15 Alex FONTANA		SUI LOTUS		30	30	1:27.977	0.062	0.062	181,0
3	16 Matthieu VAXIVIERE		FRA LOTUS		28	15	1:28.071	0.156	0.094	180,8
4	11 Nicholas LATIFI		CAN STRAKKA RACING		30	10	1:28.160	0.245	0.089	180,6
5	4 Luca GHIOTTO		ITA FORTEC MOTORSPORTS		28	28	1:28.206	0.291	0.046	180,5
6	19 Beitske VISSER		NED AVF		36	21	1:28.259	0.344	0.053	180,4
7	7 Jordan KING		GBR ARDEN MOTORSPORT		39	38	1:28.433	0.518	0.174	180,1
8	25 Oscar TUNJO		COL PONS RACING		43	11	1:28.452	0.537	0.019	180,0
9	1 Nyck DE VRIES		NED DAMS		31	22	1:28.804	0.889	0.352	179,3
10	12 Dennis OLSEN		NOR STRAKKA RACING		39	19	1:28.823	0.908	0.019	179,3
11	27 Steijn SCHOTHORST		NED COMTEC RACING		32	29	1:28.916	1.001	0.093	179,1
12	10 Richard GONDA		SVK TECH 1 RACING		39	31	1:28.921	1.006	0.005	179,1
13	6 Bruno BONIFACIO		BRA INTERNATIONAL DRACO R		41	2	1:28.936	1.021	0.015	179,0
14	3 Egor ORUDZHEV		RUS FORTEC MOTORSPORTS		40	29	1:28.978	1.063	0.042	179,0
15	26 Robert VISOIU		ROM PONS RACING		32	24	1:29.035	1.120	0.057	178,8
16	17 Gustav MALJA		SWE ISR		39	37	1:29.086	1.171	0.051	178,7
17	18 Andrea PIZZITOLA		FRA ISR		44	42	1:29.554	1.639	0.468	177,8
18	8 Dean STONEMAN		GBR ARDEN MOTORSPORT		22	19	1:29.625	1.710	0.071	177,7
19	2 Jimmy ERIKSSON		SWE DAMS		35	26	1:29.992	2.077	0.367	176,9

RESULTADOS PUBLICADOS A LAS 13:04 HORAS

CIRCUITO DE JEREZ, 21 DE OCTUBRE DE 2014



CIRCUITO DE JEREZ - WORLD SERIES by RENAULT TEST FORMULA RENAULT 3.5 OCTOBER 21st AM SESSION - ANALYSIS

Table with columns: Número, Vta, Sector, Vueltas (1-7) and rows for drivers 1-18. Includes lap times and best lap times.





RENAULT SPORT




FORMULA RENAULT 3.5 SERIES

14

CIRCUITO DE JEREZ - WORLD SERIES by RENAULT TEST
FORMULA RENAULT 3.5
OCTOBER 21st AM SESSION - ANALYSIS

Table with columns for driver number (Número), lap (Vta), sector, and time (Vuelta). Rows are grouped by driver number (19-36) and lap type (IP1, IP2, FL). Times are listed in minutes and seconds.





RENAULT SPORT



FORMULA RENAULT 3.5 SERIES

14¹

**CIRCUITO DE JEREZ - WORLD SERIES by RENAULT TEST
FORMULA RENAULT 3.5
OCTOBER 21st AM SESSION - ANALYSIS**

Número	1		2		3		4		5		6		7	
	Vta	Sector	Vuelta	Sector	Vuelta	Sector	Vuelta	Sector	Vuelta	Sector	Vuelta	Sector	Vuelta	
37	IP1				34.234	34.234			56.671	56.671	35.106	35.106	37.873	37.873
	IP2				25.077	59.311			31.924	1:28.595	25.858	1:00.964	27.003	1:04.876
	FL				32.156	1:31.467			1:11.30	PIT EXIT	31.402	1:32.366	31.409	1:36.285
38	IP1				34.416	34.416			50.905	50.905	38.343	38.343	33.559	33.559
	IP2				25.011	59.427			26.050	1:16.955	28.737	1:07.080	24.448	58.007
	FL				31.314	1:30.741			32.574	1:49.529	31.857	1:38.937	30.426	1:28.433
39	IP1				34.496	34.496			34.776	34.776	34.872	34.872	37.514	37.514
	IP2				25.056	59.552			25.350	1:00.126	25.793	1:00.665	26.260	1:03.774
	FL				31.456	1:31.008			31.618	1:31.744	31.718	1:32.383	31.850	1:35.624
40	IP1				34.300	34.300			34.735	34.735	42.963	42.963	33.491	33.491
	IP2				25.034	59.334			25.404	1:00.139	28.905	1:11.868	24.425	57.916
	FL				31.514	1:30.848			31.417	1:31.556	31.931	1:43.799		-----
41	IP1				37.384	37.384			34.270	34.270	34.997	34.997		
	IP2				29.126	1:06.510			24.993	59.263	25.799	1:00.796		
	FL					-----			31.368	1:30.631	31.737	1:32.533		
42	IP1								34.108	34.108	40.090	40.090		
	IP2								24.971	59.079	28.395	1:08.485		
	FL								31.325	1:30.404		-----		
43	IP1								34.635	34.635				
	IP2								25.581	1:00.216				
	FL								31.799	1:32.015				
44	IP1								34.316	34.316				
	IP2								25.065	59.381				
	FL								31.394	1:30.775				





RENAULT SPORT




FORMULA RENAULT 3.5 SERIES

14²

**CIRCUITO DE JEREZ - WORLD SERIES by RENAULT TEST
FORMULA RENAULT 3.5
OCTOBER 21st AM SESSION - ANALYSIS**


Número		8		10		11		12		15		16		17	
Vta		Sector	Vuelta	Sector	Vuelta	Sector	Vuelta	Sector	Vuelta	Sector	Vuelta	Sector	Vuelta	Sector	Vuelta
37	IP1			47.379	47.379			34.074	34.074					33.767	33.767
	IP2			33.199	1:20.578			24.869	58.943					24.787	58.554
	FL			31.707	1:52.285			30.944	1:29.887					30.532	1:29.086
38	IP1			34.035	34.035			39.760	39.760					33.757	33.757
	IP2			25.109	59.144			28.675	1:08.435					30.481	1:04.238
	FL			30.957	1:30.101			32.149	1:40.584					31.856	1:36.094
39	IP1			34.386	34.386			34.038	34.038					33.811	33.811
	IP2			24.949	59.335			24.964	59.002					30.668	1:04.479
	FL			31.022	1:30.357			30.833	1:29.835					11:52.9	PIT EXIT
40	IP1			39.335	39.335			36.501	36.501						
	IP2			30.158	1:09.493										
	FL				-----				-----						-----
41	IP1														
	IP2														
	FL														
42	IP1														
	IP2														
	FL														
43	IP1														
	IP2														
	FL														
44	IP1														
	IP2														
	FL														



CIRCUITO DE JEREZ - WORLD SERIES by RENAULT TEST
FORMULA RENAULT 3.5
OCTOBER 21st AM SESSION - ANALYSIS

Número	Vta	18		19		25		26		27		0		0	
		Sector	Vuelta	Sector	Vuelta	Sector	Vuelta	Sector	Vuelta	Sector	Vuelta	Sector	Vuelta	Sector	Vuelta
1	IP1	54.475	54.475	53.946	53.946	57.621	57.621	1:01.63	1:01.636	56.232	56.232				
	IP2	36.286	1:30.761	29.063	1:23.009	33.003	1:30.624	31.485	1:33.121	29.848	1:26.080				
	FL	6:56.21	8:26.979	34.030	1:57.039	38.681	2:09.305	38.278	2:11.399	34.432	2:00.512				
2	IP1	51.541	51.541	39.420	39.420	40.178	40.178	38.299	38.299	37.830	37.830				
	IP2	28.350	1:19.891	29.805	1:09.225	28.095	1:08.273	27.657	1:05.956	27.101	1:04.931				
	FL	34.375	1:54.266	36.632	1:45.857	39.178	1:47.451	33.019	1:38.975	32.393	1:37.324				
3	IP1	36.787	36.787	34.880	34.880	34.244	34.244	36.046	36.046	35.384	35.384				
	IP2	26.391	1:03.178	25.276	1:00.156	24.681	58.925	26.146	1:02.192	25.727	1:01.111				
	FL	33.362	1:36.540	31.296	1:31.452	30.677	1:29.602	31.802	1:33.994	31.623	1:32.734				
4	IP1	35.373	35.373	33.975	33.975	33.882	33.882	35.424	35.424	34.813	34.813				
	IP2	27.975	1:03.348	24.931	58.906	24.504	58.386	25.577	1:01.001	25.378	1:00.191				
	FL	32.646	1:35.994	31.637	1:30.543	30.780	1:29.166	31.621	1:32.622	31.489	1:31.680				
5	IP1	35.370	35.370	38.446	38.446	33.655	33.655	34.777	34.777	34.427	34.427				
	IP2	25.838	1:01.208	31.257	1:09.703	24.455	58.110	25.475	1:00.252	25.556	59.983				
	FL	31.718	1:32.926	32.484	1:42.187	30.568	1:28.678	31.575	1:31.827	31.499	1:31.482				
6	IP1	34.964	34.964	33.939	33.939	36.958	36.958	45.664	45.664	34.354	34.354				
	IP2	26.098	1:01.062	24.836	58.775	27.211	1:04.169	32.658	1:18.322	25.385	59.739				
	FL	31.664	1:32.726	31.177	1:29.952	33.493	1:37.662	34.192	1:52.514	31.217	1:30.956				
7	IP1	34.952	34.952	33.984	33.984	33.859	33.859	35.057	35.057	34.386	34.386				
	IP2	25.868	1:00.820	26.155	1:00.139	25.193	59.052	25.252	1:00.309	25.226	59.612				
	FL	9:18.48	10:19.300	7:32.91	8:33.056	10:28.4	11:27.48	31.531	1:31.840	31.171	1:30.783				
8	IP1	47.669	47.669	48.476	48.476	51.592	51.592	38.827	38.827	34.265	34.265				
	IP2	29.259	1:16.928	28.712	1:17.188	31.646	1:23.238	32.603	1:11.430	25.208	59.473				
	FL	33.515	1:50.443	33.392	1:50.580	37.329	2:00.567	16:12.1	17:23.57	31.309	1:30.782				
9	IP1	35.130	35.130	36.046	36.046	41.839	41.839	53.533	53.533	35.220	35.220				
	IP2	25.517	1:00.647	26.157	1:02.203	29.284	1:11.123	30.454	1:23.987	25.376	1:00.596				
	FL	31.685	1:32.332	31.539	1:33.742	32.905	1:44.028	39.599	2:03.586	10:09.6	11:10.25				
10	IP1	34.727	34.727	33.947	33.947	33.721	33.721	34.983	34.983	47.704	47.704				
	IP2	25.568	1:00.295	24.730	58.677	25.057	58.778	25.136	1:00.119	29.019	1:16.723				
	FL	31.752	1:32.047	30.802	1:29.479	31.186	1:29.964	31.343	1:31.462	32.878	1:49.601				
11	IP1	34.731	34.731	33.696	33.696	33.617	33.617	44.697	44.697	35.101	35.101				
	IP2	25.451	1:00.182	24.563	58.259	24.218	57.835	31.971	1:16.668	25.701	1:00.802				
	FL	31.536	1:31.171	30.966	1:29.225	30.617	1:28.452	32.193	1:48.861	33.625	1:34.427				
12	IP1	39.575	39.575	33.804	33.804	42.475	42.475	34.245	34.245	34.535	34.535				
	IP2	33.142	1:12.717	24.851	58.655	28.913	1:11.388	24.971	59.216	25.247	59.782				
	FL	32.076	1:44.793	7:59.52	8:58.183	32.845	1:44.233	30.931	1:30.147	31.244	1:31.026				
13	IP1	34.992	34.992	48.044	48.044	33.594	33.594	34.317	34.317	34.187	34.187				
	IP2	25.498	1:00.490	29.190	1:17.234	24.465	58.059	24.867	59.184	25.348	59.535				
	FL	31.336	1:31.826	33.686	1:50.920	30.434	1:28.493	31.566	1:30.750	31.254	1:30.789				
14	IP1	34.608	34.608	35.775	35.775	39.458	39.458	37.040	37.040	34.276	34.276				
	IP2	25.462	1:00.070	26.044	1:01.819	30.128	1:09.586	25.482	1:02.522	25.250	59.526				
	FL	12:58.6	13:58.69	31.497	1:33.316	35.369	1:44.955	14:43.1	15:45.67	31.343	1:30.869				
15	IP1	52.158	52.158	33.725	33.725	33.692	33.692	52.083	52.083	34.024	34.024				
	IP2	26.621	1:18.779	24.520	58.245	24.329	58.021	27.792	1:19.875	25.211	59.235				
	FL	32.299	1:51.078	30.509	1:28.754	30.471	1:28.492	32.923	1:52.798	31.045	1:30.280				
16	IP1	34.909	34.909	33.629	33.629	49.982	49.982	36.798	36.798	34.262	34.262				
	IP2	25.454	1:00.363	24.551	58.180	36.214	1:26.196	26.433	1:03.231	25.177	59.439				
	FL	31.346	1:31.709	30.503	1:28.683	1:15:24	PIT EXIT	36.389	1:39.620	31.194	1:30.633				
17	IP1	34.571	34.571	34.740	34.740	47.391	47.391	34.147	34.147	34.188	34.188				
	IP2	25.449	1:00.020	27.183	1:01.923	30.468	1:17.859	24.915	59.062	25.213	59.401				
	FL	31.508	1:31.528	32.851	1:34.774	34.390	1:52.249	31.206	1:30.268	41:51.6	PIT EXIT				
18	IP1	37.744	37.744	33.739	33.739	34.297	34.297	42.241	42.241	49.241	49.241				
	IP2	31.161	1:08.905	24.648	58.387	27.044	1:01.341	27.720	1:09.961	27.699	1:16.940				
	FL	32.748	1:41.653	11:35.4	12:33.88	31.489	1:32.830	32.417	1:42.378	31.998	1:48.938				





RENAULT SPORT

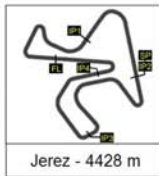


FORMULA RENAULT 3.5 SERIES

14³

CIRCUITO DE JEREZ - WORLD SERIES by RENAULT TEST FORMULA RENAULT 3.5 OCTOBER 21st AM SESSION - ANALYSIS

Número	18		19		25		26		27		0		0	
Vta	Sector	Vuelta	Sector	Vuelta	Sector	Vuelta	Sector	Vuelta	Sector	Vuelta	Sector	Vuelta	Sector	Vuelta
37	IP1	34.623	34.623			34.001	34.001							
	IP2	25.469	1:00.092			24.813	58.814							
	FL	31.720	1:31.812		-----	31.137	1:29.951							
38	IP1	34.690	34.690			37.436	37.436							
	IP2	25.588	1:00.278			27.832	1:05.268							
	FL	4:25.03	PIT EXIT			32.744	1:38.012							
39	IP1	45.993	45.993			34.167	34.167							
	IP2	33.361	1:19.354			27.634	1:01.801							
	FL	33.632	1:52.986			11:00.3	PIT EXIT							
40	IP1	35.246	35.246			52.867	52.867							
	IP2	26.129	1:01.375			28.953	1:21.820							
	FL	31.758	1:33.133			32.997	1:54.817							
41	IP1	33.769	33.769			34.306	34.306							
	IP2	24.913	58.682			24.980	59.286							
	FL	31.012	1:29.694			31.014	1:30.300							
42	IP1	33.850	33.850			33.983	33.983							
	IP2	24.767	58.617			24.773	58.756							
	FL	30.937	1:29.554			30.949	1:29.705							
43	IP1	38.342	38.342			34.017	34.017							
	IP2	29.100	1:07.442			24.756	58.773							
	FL	32.160	1:39.602			31.040	1:29.813							
44	IP1	33.921	33.921			33.986	33.986							
	IP2	25.198	59.119			24.998	58.984							
	FL	31.396	1:30.515				-----							



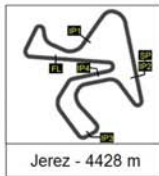
RENAULT SPORT

FORMULA
RENAULT 3.5
SERIES

15

CIRCUITO DE JEREZ - WORLD SERIES by RENAULT TEST
FORMULA RENAULT 3.5
OCTOBER 21st AM SESSION - 40 BEST LAPS

Dorsal	Piloto	Nat	Prueba	Maq.	Hora	Vuelta	Tiempo
5	Pietro FANTIN	BRA	01 AM SESSION 21		10:35:57	22	1:27.915
5	Pietro FANTIN	BRA	01 AM SESSION 21		10:31:12	19	1:27.974
15	Alex FONTANA	SUI	01 AM SESSION 21		11:18:50	30	1:27.977
5	Pietro FANTIN	BRA	01 AM SESSION 21		10:32:40	20	1:28.007
16	Matthieu VAXIVIERE	FRA	01 AM SESSION 21		10:49:33	15	1:28.071
11	Nicholas LATIFI	CAN	01 AM SESSION 21		9:55:28	10	1:28.160
16	Matthieu VAXIVIERE	FRA	01 AM SESSION 21		10:51:01	16	1:28.193
4	Luca GHIOTTO	ITA	01 AM SESSION 21		11:25:06	28	1:28.206
19	Beitske VISSER	NED	01 AM SESSION 21		10:30:36	21	1:28.259
11	Nicholas LATIFI	CAN	01 AM SESSION 21		10:31:44	19	1:28.286
11	Nicholas LATIFI	CAN	01 AM SESSION 21		9:58:42	12	1:28.310
7	Jordan KING	GBR	01 AM SESSION 21		11:15:42	38	1:28.433
25	Oscar TUNJO	COL	01 AM SESSION 21		10:03:57	11	1:28.452
15	Alex FONTANA	SUI	01 AM SESSION 21		11:17:22	29	1:28.468
4	Luca GHIOTTO	ITA	01 AM SESSION 21		11:20:14	25	1:28.488
25	Oscar TUNJO	COL	01 AM SESSION 21		10:10:23	15	1:28.492
25	Oscar TUNJO	COL	01 AM SESSION 21		10:07:01	13	1:28.493
25	Oscar TUNJO	COL	01 AM SESSION 21		11:35:06	21	1:28.590
11	Nicholas LATIFI	CAN	01 AM SESSION 21		10:28:37	17	1:28.634
16	Matthieu VAXIVIERE	FRA	01 AM SESSION 21		10:48:05	14	1:28.643
25	Oscar TUNJO	COL	01 AM SESSION 21		9:44:09	5	1:28.678
19	Beitske VISSER	NED	01 AM SESSION 21		10:11:20	16	1:28.683
7	Jordan KING	GBR	01 AM SESSION 21		11:12:37	36	1:28.703
19	Beitske VISSER	NED	01 AM SESSION 21		10:33:37	23	1:28.745
19	Beitske VISSER	NED	01 AM SESSION 21		10:09:51	15	1:28.754
25	Oscar TUNJO	COL	01 AM SESSION 21		11:36:35	22	1:28.779
1	Nyck DE VRIES	NED	01 AM SESSION 21		11:07:32	22	1:28.804
1	Nyck DE VRIES	NED	01 AM SESSION 21		11:06:03	21	1:28.813
16	Matthieu VAXIVIERE	FRA	01 AM SESSION 21		9:50:51	4	1:28.813
12	Dennis OLSEN	NOR	01 AM SESSION 21		10:16:37	19	1:28.823
16	Matthieu VAXIVIERE	FRA	01 AM SESSION 21		10:05:07	9	1:28.853
25	Oscar TUNJO	COL	01 AM SESSION 21		11:33:37	20	1:28.862
25	Oscar TUNJO	COL	01 AM SESSION 21		11:55:50	27	1:28.886
27	Steijn SCHOTHORST	NED	01 AM SESSION 21		11:19:22	29	1:28.916
10	Richard GONDA	SVK	01 AM SESSION 21		11:08:51	31	1:28.921
6	Bruno BONIFACIO	BRA	01 AM SESSION 21		9:49:44	2	1:28.936
3	Egor ORUDZHEV	RUS	01 AM SESSION 21		10:56:04	29	1:28.978
15	Alex FONTANA	SUI	01 AM SESSION 21		11:05:07	25	1:29.015
25	Oscar TUNJO	COL	01 AM SESSION 21		11:57:19	28	1:29.016
27	Steijn SCHOTHORST	NED	01 AM SESSION 21		10:57:45	21	1:29.034



RENAULT SPORT


WORLD SERIES
by RENAULTFORMULA
RENAULT 3.5
SERIES

16

CIRCUITO DE JEREZ - WORLD SERIES by RENAULT TEST
FORMULA RENAULT 3.5
OCTOBER 21st AM SESSION - TOP FIVE LAPS

Piloto	Nat	Prueba	Top Five Laps				
5	Pietro FANTIN	BRA 01 AM SESSION 21	1:27.915	1:27.974	1:28.007	1:29.254	1:29.316
15	Alex FONTANA	SUI 01 AM SESSION 21	1:27.977	1:28.468	1:29.015	1:29.265	1:29.403
16	Matthieu VAXIVIERE	FRA 01 AM SESSION 21	1:28.071	1:28.193	1:28.643	1:28.813	1:28.853
11	Nicholas LATIFI	CAN 01 AM SESSION 21	1:28.160	1:28.286	1:28.310	1:28.634	1:29.560
4	Luca GHIOTTO	ITA 01 AM SESSION 21	1:28.206	1:28.488	1:29.242	1:29.569	1:29.768
19	Beitske VISSER	NED 01 AM SESSION 21	1:28.259	1:28.683	1:28.745	1:28.754	1:29.225
7	Jordan KING	GBR 01 AM SESSION 21	1:28.433	1:28.703	1:29.472	1:29.673	1:29.723
25	Oscar TUNJO	COL 01 AM SESSION 21	1:28.452	1:28.492	1:28.493	1:28.590	1:28.678
1	Nyck DE VRIES	NED 01 AM SESSION 21	1:28.804	1:28.813	1:29.047	1:29.841	1:29.906
12	Dennis OLSEN	NOR 01 AM SESSION 21	1:28.823	1:29.155	1:29.306	1:29.384	1:29.538
27	Steijn SCHOTHORST	NED 01 AM SESSION 21	1:28.916	1:29.034	1:29.116	1:29.149	1:29.171
10	Richard GONDA	SVK 01 AM SESSION 21	1:28.921	1:29.089	1:29.395	1:30.101	1:30.273
6	Bruno BONIFACIO	BRA 01 AM SESSION 21	1:28.936	1:31.696	1:31.723	1:31.932	1:31.939
3	Egor ORUDZHEV	RUS 01 AM SESSION 21	1:28.978	1:29.048	1:29.093	1:29.104	1:30.223
26	Robert VISOIU	ROM 01 AM SESSION 21	1:29.035	1:29.049	1:29.525	1:29.751	1:30.147
17	Gustav MALJA	SWE 01 AM SESSION 21	1:29.086	1:30.181	1:30.356	1:30.430	1:30.452
18	Andrea PIZZITOLA	FRA 01 AM SESSION 21	1:29.554	1:29.694	1:30.515	1:30.992	1:31.019
8	Dean STONEMAN	GBR 01 AM SESSION 21	1:29.625	1:29.636	1:29.647	1:29.850	1:29.962
2	Jimmy ERIKSSON	SWE 01 AM SESSION 21	1:29.992	1:30.065	1:30.068	1:30.181	1:30.226