

**CIRCUITO DE JEREZ - WORLD SERIES by RENAULT
RENAULT SPORT TROPHY
RESULTS - TEST 3**

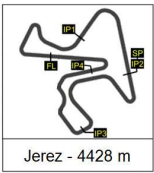
CONDICIONES ATMOSFERICAS: **Nublado**

ESTADO DE LA PISTA: **Humeda**

Ord.	Piloto	Licencia	Equipo	Marca	NV	VR	Tiempo	Gap	Intv	VMax
1	10 Giedo VD GARDE		NED EQUIPE VERSCHUUR	RENAULT	13	11	1:40.546	----	----	238,4
2	8 Raul OWENS		GBR OREGON TEAM	RENAULT	23	12	1:40.980	0.434	0.434	238,9
3	2 Denis OLSEN		NOR ART JUNIOR TEAM	RENAULT	19	18	1:41.363	0.817	0.383	237,9
4	3 Martin KODRIC		CRO ART JUNIOR TEAM	RENAULT	18	11	1:41.629	1.083	0.266	236,3
5	11 Andrés MENDEZ		COL ZELE RACING	RENAULT	17	8	1:42.669	2.123	1.040	238,9
6	14 Fran RUEDA		ESP MONLAU COMPETICION	RENAULT	22	18	1:42.974	2.428	0.305	238,4
7	5 Tanart SATHIENTHIRAKUL		NED V8 RACING	RENAULT	24	19	1:43.824	3.278	0.850	238,4
8	9 Alexandre JOUANNEM		FRA ZELE RACING	RENAULT	21	19	1:44.237	3.691	0.413	234,8
9	1 Dainius MATIJOSAITIS		LIT EQUIPE VERSCHUUR	RENAULT	25	25	1:47.045	6.499	2.808	233,8
10	4 Luc BRAAMS		THA V8 RACING	RENAULT	18	17	1:57.197	16.651	10.152	229,3

RESULTADOS PUBLICADOS A LAS 16:33 HORAS

CIRCUITO DE JEREZ, 19 DE OCTUBRE DE 2015



Jerez - 4428 m



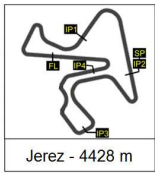
SANCTIONED BY THE FIA



CIRCUITO DE JEREZ - WORLD SERIES by RENAULT RENAULT SPORT TROPHY ANALYSIS - TEST 3

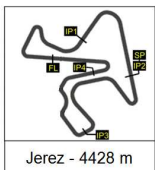
Table with columns for driver number (Número), lap (Vta), sector, and lap time (Vueltas). Rows represent individual drivers from 1 to 18, with multiple rows per driver for different laps (IP1, IP2, FL). Times are listed in minutes and seconds.





CIRCUITO DE JEREZ - WORLD SERIES by RENAULT
RENAULT SPORT TROPHY
ANALYSIS - TEST 3

Número	1		2		3		4		5		8		9		
Vta	Sector	Vuelta	Sector	Vuelta	Sector	Vuelta	Sector	Vuelta	Sector	Vuelta	Sector	Vuelta	Sector	Vuelta	
19	IP1	41.043	41.043	38.539	38.539	39.074	39.074	53.849	53.849	39.363	39.363	39.730	39.730	39.471	39.471
	IP2	28.953	1:09.996	27.585	1:06.124	27.519	1:06.593	37.987	1:31.836	28.158	1:07.521	27.780	1:07.510	27.981	1:07.452
	FL	37.937	1:47.933	35.845	1:41.969		-----		-----	36.303	1:43.824	35.907	1:43.417	36.785	1:44.237
20	IP1	41.009	41.009	38.662	38.662					40.122	40.122	38.892	38.892	39.696	39.696
	IP2	28.791	1:09.800	27.504	1:06.166					28.888	1:09.010	27.519	1:06.411	28.743	1:08.439
	FL	38.066	1:47.866		-----					36.713	1:45.723	4:48.46	PIT EXIT	36.803	1:45.242
21	IP1	40.721	40.721							39.906	39.906	42.446	42.446	39.710	39.710
	IP2	29.394	1:10.115							29.382	1:09.288	27.939	1:10.385	28.380	1:08.090
	FL	39.892	1:50.007							3:57.32	PIT EXIT	36.135	1:46.520	36.201	1:44.291
22	IP1	41.653	41.653							48.557	48.557	39.115	39.115	41.982	41.982
	IP2	28.972	1:10.625							29.670	1:18.227	27.875	1:06.990	28.706	1:10.688
	FL	37.955	1:48.580							36.876	1:55.103	36.352	1:43.342		-----
23	IP1	41.283	41.283							40.562	40.562	39.126	39.126		
	IP2	29.093	1:10.376							29.167	1:09.729	27.783	1:06.909		
	FL	37.768	1:48.144							38.272	1:48.001	35.974	1:42.883		
24	IP1	41.047	41.047							39.944	39.944	38.976	38.976		
	IP2	29.051	1:10.098							28.579	1:08.523	40.302	1:19.278		
	FL	37.682	1:47.780							36.735	1:45.258		-----		
25	IP1	40.571	40.571							42.535	42.535				
	IP2	28.912	1:09.483							31.524	1:14.059				
	FL	37.562	1:47.045								-----				



Jerez - 4428 m

world series
by RENAULT



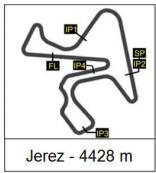
2
26

RENAULT SPORT TROPHY R.S.01

CIRCUITO DE JEREZ - WORLD SERIES by RENAULT RENAULT SPORT TROPHY ANALYSIS - TEST 3

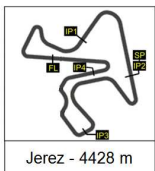
Número	10		11		14		0		0		0		0	
	Vta	Sector	Vuelta	Sector	Vuelta	Sector	Vuelta	Sector	Vuelta	Sector	Vuelta	Sector	Vuelta	
1	IP1	50.122	50.122	48.643	48.643	54.148	54.148							
	IP2	31.530	1:21.652	30.440	1:19.083	33.673	1:27.821							
	FL	38.885	2:00.537	37.817	1:56.900	39.745	2:07.566							
2	IP1	40.450	40.450	41.187	41.187	43.250	43.250							
	IP2	28.325	1:08.775	28.646	1:09.835	31.512	1:14.762							
	FL	36.532	1:45.307	1:27.06	2:36.899	37.897	1:52.659							
3	IP1	39.260	39.260	39.929	39.929	41.466	41.466							
	IP2	27.987	1:07.247	28.239	1:08.168	29.580	1:11.046							
	FL	35.893	1:43.140	38.584	1:46.752	37.638	1:48.684							
4	IP1	40.695	40.695	39.872	39.872	40.921	40.921							
	IP2	28.382	1:09.077	27.966	1:07.838	28.746	1:09.667							
	FL	39.293	1:48.370	37.199	1:45.037	37.006	1:46.673							
5	IP1	39.325	39.325	39.681	39.681	40.319	40.319							
	IP2	27.716	1:07.041	28.699	1:08.380	28.599	1:08.918							
	FL	35.544	1:42.585	39.042	1:47.422	37.054	1:45.972							
6	IP1	39.230	39.230	39.717	39.717	39.968	39.968							
	IP2	30.271	1:09.501	27.760	1:07.477	28.503	1:08.471							
	FL	43.033	1:52.534	3:01.45	PIT EXIT	36.607	1:45.078							
7	IP1	38.998	38.998	44.896	44.896	39.954	39.954							
	IP2	27.613	1:06.611	27.983	1:12.879	28.507	1:08.461							
	FL	35.891	1:42.502	37.183	1:50.062	36.821	1:45.282							
8	IP1	39.038	39.038	38.895	38.895	39.983	39.983							
	IP2	27.891	1:06.929	27.677	1:06.572	28.420	1:08.403							
	FL	3:37.90	PIT EXIT	36.097	1:42.669	36.629	1:45.032							
9	IP1	45.826	45.826	39.397	39.397	42.556	42.556							
	IP2	29.066	1:14.892	27.855	1:07.252	30.452	1:13.008							
	FL	36.431	1:51.323	36.322	1:43.574	4:30.56	PIT EXIT							
10	IP1	38.449	38.449	39.158	39.158	48.260	48.260							
	IP2	27.090	1:05.539	27.903	1:07.061	28.793	1:17.053							
	FL	35.129	1:40.668	38.229	1:45.290	36.673	1:53.726							
11	IP1	38.184	38.184	38.740	38.740	40.231	40.231							
	IP2	27.167	1:05.351	27.553	1:06.293	28.287	1:08.518							
	FL	35.195	1:40.546	36.433	1:42.726	36.308	1:44.826							
12	IP1	44.185	44.185	39.048	39.048	40.056	40.056							
	IP2	30.586	1:14.771	27.754	1:06.802	28.345	1:08.401							
	FL	37.324	1:52.095	15:21.4	PIT EXIT	36.129	1:44.530							
13	IP1	38.616	38.616	45.835	45.835	39.473	39.473							
	IP2	27.168	1:05.784	28.471	1:14.306	28.040	1:07.513							
	FL	35.280	1:41.064	36.972	1:51.278	36.190	1:43.703							
14	IP1	38.816	38.816	40.454	40.454	39.605	39.605							
	IP2	28.618	1:07.434	28.343	1:08.797	28.287	1:07.892							
	FL		-----	36.987	1:45.784	9:36.83	PIT EXIT							
15	IP1			39.331	39.331	51.492	51.492							
	IP2			28.167	1:07.498	29.876	1:21.368							
	FL			37.175	1:44.673	36.817	1:58.185							
16	IP1			39.522	39.522	39.784	39.784							
	IP2			28.313	1:07.835	28.422	1:08.206							
	FL			36.946	1:44.781	36.320	1:44.526							
17	IP1			39.387	39.387	39.375	39.375							
	IP2			28.141	1:07.528	28.001	1:07.376							
	FL			37.205	1:44.733	36.128	1:43.504							
18	IP1			39.801	39.801	39.227	39.227							
	IP2			29.206	1:09.007	27.790	1:07.017							
	FL				-----	35.957	1:42.974							





**CIRCUITO DE JEREZ - WORLD SERIES by RENAULT
RENAULT SPORT TROPHY
ANALYSIS - TEST 3**

Número	10		11		14		0		0		0		0	
	Vta	Sector	Vuelta	Sector	Vuelta	Sector	Vuelta	Sector	Vuelta	Sector	Vuelta	Sector	Vuelta	
19	IP1				39.738	39.738								
	IP2				28.286	1:08.024								
	FL				37.638	1:45.662								
20	IP1				39.326	39.326								
	IP2				27.953	1:07.279								
	FL				35.906	1:43.185								
21	IP1				43.783	43.783								
	IP2				30.966	1:14.749								
	FL				36.118	1:50.867								
22	IP1				39.460	39.460								
	IP2				27.750	1:07.210								
	FL				36.119	1:43.329								
23	IP1				39.800	39.800								
	IP2				29.343	1:09.143								
	FL					-----								
24	IP1													
	IP2													
	FL													
25	IP1													
	IP2													
	FL													



Jerez - 4428 m

world series
by RENAULT

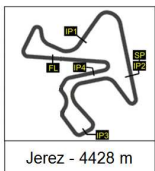


27

RENAULT SPORT **R.S.01**
TROPHY

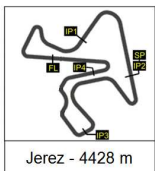
CIRCUITO DE JEREZ - WORLD SERIES by RENAULT RENAULT SPORT TROPHY 40 BEST LAPS - TEST 3

Dorsal	Piloto	Nat	Equipo	Maq.	Hora	Vuelta	Tiempo
10	Giedo VD GARDE	NED	EQUIPE VERSCHUUR	RENAULT	15:58:57	11	1:40.546
10	Giedo VD GARDE	NED	EQUIPE VERSCHUUR	RENAULT	15:57:16	10	1:40.668
8	Raul OWENS	GBR	OREGON TEAM	RENAULT	15:59:02	12	1:40.980
10	Giedo VD GARDE	NED	EQUIPE VERSCHUUR	RENAULT	16:02:30	13	1:41.064
8	Raul OWENS	GBR	OREGON TEAM	RENAULT	15:57:21	11	1:41.172
8	Raul OWENS	GBR	OREGON TEAM	RENAULT	16:00:43	13	1:41.319
2	Denis OLSEN	NOR	ART JUNIOR TEAM	RENAULT	16:16:29	18	1:41.363
2	Denis OLSEN	NOR	ART JUNIOR TEAM	RENAULT	15:54:44	11	1:41.438
2	Denis OLSEN	NOR	ART JUNIOR TEAM	RENAULT	15:49:28	8	1:41.555
2	Denis OLSEN	NOR	ART JUNIOR TEAM	RENAULT	16:11:24	15	1:41.586
2	Denis OLSEN	NOR	ART JUNIOR TEAM	RENAULT	15:47:47	7	1:41.603
3	Martin KODRIC	CRO	ART JUNIOR TEAM	RENAULT	16:06:07	11	1:41.629
2	Denis OLSEN	NOR	ART JUNIOR TEAM	RENAULT	16:14:47	17	1:41.637
3	Martin KODRIC	CRO	ART JUNIOR TEAM	RENAULT	15:48:52	7	1:41.666
2	Denis OLSEN	NOR	ART JUNIOR TEAM	RENAULT	16:13:06	16	1:41.812
3	Martin KODRIC	CRO	ART JUNIOR TEAM	RENAULT	15:50:34	8	1:41.812
3	Martin KODRIC	CRO	ART JUNIOR TEAM	RENAULT	16:12:58	15	1:41.867
3	Martin KODRIC	CRO	ART JUNIOR TEAM	RENAULT	16:11:16	14	1:41.898
3	Martin KODRIC	CRO	ART JUNIOR TEAM	RENAULT	16:14:40	16	1:41.902
2	Denis OLSEN	NOR	ART JUNIOR TEAM	RENAULT	15:53:03	10	1:41.938
2	Denis OLSEN	NOR	ART JUNIOR TEAM	RENAULT	16:18:11	19	1:41.969
3	Martin KODRIC	CRO	ART JUNIOR TEAM	RENAULT	15:47:10	6	1:41.976
8	Raul OWENS	GBR	OREGON TEAM	RENAULT	16:02:25	14	1:41.992
2	Denis OLSEN	NOR	ART JUNIOR TEAM	RENAULT	16:09:42	14	1:41.999
2	Denis OLSEN	NOR	ART JUNIOR TEAM	RENAULT	15:44:18	5	1:42.215
3	Martin KODRIC	CRO	ART JUNIOR TEAM	RENAULT	16:09:34	13	1:42.262
10	Giedo VD GARDE	NED	EQUIPE VERSCHUUR	RENAULT	15:48:59	7	1:42.502
2	Denis OLSEN	NOR	ART JUNIOR TEAM	RENAULT	15:42:36	4	1:42.506
8	Raul OWENS	GBR	OREGON TEAM	RENAULT	16:11:57	18	1:42.555
10	Giedo VD GARDE	NED	EQUIPE VERSCHUUR	RENAULT	15:45:24	5	1:42.585
11	Andrés MENDEZ	COL	ZELE RACING	RENAULT	15:53:04	8	1:42.669
11	Andrés MENDEZ	COL	ZELE RACING	RENAULT	15:58:16	11	1:42.726
8	Raul OWENS	GBR	OREGON TEAM	RENAULT	16:24:48	23	1:42.883
14	Fran RUEDA	ESP	MONLAU COMPETICION	RENAULT	16:20:43	18	1:42.974
3	Martin KODRIC	CRO	ART JUNIOR TEAM	RENAULT	15:45:29	5	1:43.047
8	Raul OWENS	GBR	OREGON TEAM	RENAULT	15:44:17	5	1:43.092
10	Giedo VD GARDE	NED	EQUIPE VERSCHUUR	RENAULT	15:41:53	3	1:43.140
8	Raul OWENS	GBR	OREGON TEAM	RENAULT	16:10:15	17	1:43.182
14	Fran RUEDA	ESP	MONLAU COMPETICION	RENAULT	16:24:12	20	1:43.185
8	Raul OWENS	GBR	OREGON TEAM	RENAULT	15:42:34	4	1:43.328



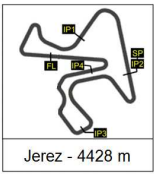
CIRCUITO DE JEREZ - WORLD SERIES by RENAULT
RENAULT SPORT TROPHY
TOP 5 LAPS - TEST 3

Piloto	Nat	Equipo	Top Five Laps				
10 Giedo VD GARDE	NED	EQUIPE VERSCHUUR	1:40.546	1:40.668	1:41.064	1:42.502	1:42.585
8 Raul OWENS	GBR	OREGON TEAM	1:40.980	1:41.172	1:41.319	1:41.992	1:42.555
2 Denis OLSEN	NOR	ART JUNIOR TEAM	1:41.363	1:41.438	1:41.555	1:41.586	1:41.603
3 Martin KODRIC	CRO	ART JUNIOR TEAM	1:41.629	1:41.666	1:41.812	1:41.867	1:41.898
11 Andrés MENDEZ	COL	ZELE RACING	1:42.669	1:42.726	1:43.574	1:44.673	1:44.733
14 Fran RUEDA	ESP	MONLAU COMPETICION	1:42.974	1:43.185	1:43.329	1:43.504	1:43.703
5 Tanart SATHIENTHIRAKU	NED	V8 RACING	1:43.824	1:44.007	1:44.136	1:44.174	1:44.260
9 Alexandre JOUANNEM	FRA	ZELE RACING	1:44.237	1:44.249	1:44.291	1:44.410	1:45.038
1 Dainius MATIJOSAITIS	LIT	EQUIPE VERSCHUUR	1:47.045	1:47.780	1:47.807	1:47.866	1:47.933
4 Luc BRAAMS	THA	V8 RACING	1:57.197	1:57.289	1:59.131	2:01.352	2:01.539



CIRCUITO DE JEREZ - WORLD SERIES by RENAULT RENAULT SPORT TROPHY 40 BEST MAX SPEED - TEST 3

Dorsal	Piloto	Nat	Equipo	Maq.	Hora	Vuelta	Vmax
8	Raul OWENS	GBR	OREGON TEAM	RENAULT	15:56:18	10	238,9
11	Andrés MENDEZ	COL	ZELE RACING	RENAULT	15:50:17	6	238,9
8	Raul OWENS	GBR	OREGON TEAM	RENAULT	15:57:59	11	238,4
8	Raul OWENS	GBR	OREGON TEAM	RENAULT	15:59:41	12	238,4
5	Tanart SATHIENTHIRAKUL	NED	V8 RACING	RENAULT	15:53:19	9	238,4
5	Tanart SATHIENTHIRAKUL	NED	V8 RACING	RENAULT	15:44:28	4	238,4
5	Tanart SATHIENTHIRAKUL	NED	V8 RACING	RENAULT	15:55:05	10	238,4
5	Tanart SATHIENTHIRAKUL	NED	V8 RACING	RENAULT	15:48:00	6	238,4
10	Giedo VD GARDE	NED	EQUIPE VERSCHUUR	RENAULT	16:01:27	12	238,4
5	Tanart SATHIENTHIRAKUL	NED	V8 RACING	RENAULT	16:19:26	20	238,4
14	Fran RUEDA	ESP	MONLAU COMPETICION	RENAULT	16:01:45	12	238,4
8	Raul OWENS	GBR	OREGON TEAM	RENAULT	15:44:56	5	237,9
8	Raul OWENS	GBR	OREGON TEAM	RENAULT	16:01:22	13	237,9
8	Raul OWENS	GBR	OREGON TEAM	RENAULT	16:12:37	18	237,9
8	Raul OWENS	GBR	OREGON TEAM	RENAULT	16:03:04	14	237,9
5	Tanart SATHIENTHIRAKUL	NED	V8 RACING	RENAULT	15:51:33	8	237,9
10	Giedo VD GARDE	NED	EQUIPE VERSCHUUR	RENAULT	15:56:14	9	237,9
10	Giedo VD GARDE	NED	EQUIPE VERSCHUUR	RENAULT	15:57:54	10	237,9
5	Tanart SATHIENTHIRAKUL	NED	V8 RACING	RENAULT	15:49:45	7	237,9
10	Giedo VD GARDE	NED	EQUIPE VERSCHUUR	RENAULT	15:49:38	7	237,9
5	Tanart SATHIENTHIRAKUL	NED	V8 RACING	RENAULT	16:12:28	16	237,9
5	Tanart SATHIENTHIRAKUL	NED	V8 RACING	RENAULT	16:15:56	18	237,9
5	Tanart SATHIENTHIRAKUL	NED	V8 RACING	RENAULT	16:07:15	13	237,9
2	Denis OLSEN	NOR	ART JUNIOR TEAM	RENAULT	15:55:23	11	237,9
8	Raul OWENS	GBR	OREGON TEAM	RENAULT	15:41:30	3	237,4
8	Raul OWENS	GBR	OREGON TEAM	RENAULT	15:38:02	1	237,4
8	Raul OWENS	GBR	OREGON TEAM	RENAULT	15:48:29	7	237,4
8	Raul OWENS	GBR	OREGON TEAM	RENAULT	16:10:54	17	237,4
5	Tanart SATHIENTHIRAKUL	NED	V8 RACING	RENAULT	16:10:43	15	237,4
5	Tanart SATHIENTHIRAKUL	NED	V8 RACING	RENAULT	16:08:59	14	237,4
11	Andrés MENDEZ	COL	ZELE RACING	RENAULT	15:52:01	7	237,4
2	Denis OLSEN	NOR	ART JUNIOR TEAM	RENAULT	15:53:41	10	237,4
2	Denis OLSEN	NOR	ART JUNIOR TEAM	RENAULT	16:15:26	17	237,4
14	Fran RUEDA	ESP	MONLAU COMPETICION	RENAULT	16:03:29	13	237,4
8	Raul OWENS	GBR	OREGON TEAM	RENAULT	15:50:13	8	236,8
8	Raul OWENS	GBR	OREGON TEAM	RENAULT	15:54:32	9	236,8
5	Tanart SATHIENTHIRAKUL	NED	V8 RACING	RENAULT	16:05:31	12	236,8
5	Tanart SATHIENTHIRAKUL	NED	V8 RACING	RENAULT	16:17:41	19	236,8
2	Denis OLSEN	NOR	ART JUNIOR TEAM	RENAULT	15:43:15	4	236,8
2	Denis OLSEN	NOR	ART JUNIOR TEAM	RENAULT	15:44:57	5	236,8



**CIRCUITO DE JEREZ - WORLD SERIES by RENAULT
RENAULT SPORT TROPHY
TOP 5 MAX SPEED - TEST 3**

Piloto	Nat	Equipo	Top Five Vmax				
8 Raul OWENS	GBR	OREGON TEAM	238,9	238,4	238,4	237,9	237,9
11 Andrés MENDEZ	COL	ZELE RACING	238,9	237,4	236,8	236,8	236,3
5 Tanart SATHIENTHIRAKU	NED	V8 RACING	238,4	238,4	238,4	238,4	238,4
10 Giedo VD GARDE	NED	EQUIPE VERSCHUUR	238,4	237,9	237,9	237,9	236,8
14 Fran RUEDA	ESP	MONLAU COMPETICION	238,4	237,4	236,8	236,8	236,3
2 Denis OLSEN	NOR	ART JUNIOR TEAM	237,9	237,4	237,4	236,8	236,8
3 Martin KODRIC	CRO	ART JUNIOR TEAM	236,3	235,3	235,3	235,3	234,8
9 Alexandre JOUANNEM	FRA	ZELE RACING	234,8	234,8	234,8	234,3	234,3
1 Dainius MATIJOSAITIS	LIT	EQUIPE VERSCHUUR	233,8	232,8	232,8	232,3	232,3
4 Luc BRAAMS	THA	V8 RACING	229,3	227,8	227,4	226,4	225,9