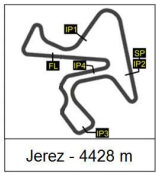
**CIRCUITO DE JEREZ - WORLD SERIES by RENAULT**
EUROCUP FORMULA RENAULT 2.0
RESULTS - TEST 2CONDICIONES ATMOSFERICAS: **Lluvioso**ESTADO DE LA PISTA: **Mojada**

Ord.	Piloto	Licencia	Equipo	Marca	NV	VR	Tiempo	Gap	Intv	VMax
1	37 Alexey KORNEEV		RUS J.D. MOTORSPORT SRL		14	13	1:43.402	----	----	216,9
2	5 Lando NORRIS		GBR FORTEC MOTORSPORTS		17	16	1:43.734	0.332	0.332	216,0
3	27 (r) Ricky COLLARD		GBR AVF by ADRIAN VALLES		16	15	1:43.815	0.413	0.081	217,3
4	9 Harrison SCOTT		GBR ART JUNIOR TEAM		14	12	1:43.818	0.416	0.003	216,9
5	15 Jehan DARUVALA		IND JOSEF KAUFMANN RACING		17	13	1:43.920	0.518	0.102	217,3
6	22 Max DEFOURNY		BEL TECH 1 RACING		10	9	1:44.226	0.824	0.306	215,6
7	20 Ferdinand HABSBURG		AUT TECH 1 RACING		15	14	1:44.253	0.851	0.027	214,7
8	21 (r) Sacha FENESTRAZ		FRA TECH 1 RACING		17	15	1:44.521	1.119	0.268	218,6
9	28 Darius OSKOUI		SUI AVF by ADRIAN VALLES		11	9	1:44.731	1.329	0.210	216,4
10	8 Nikita TROITSKIY		RUS FORTEC MOTORSPORTS		17	15	1:44.784	1.382	0.053	215,6
11	23 Julien FALCHERO		FRA TECH 1 RACING		16	14	1:44.803	1.401	0.019	214,3
12	29 Henrique CHAVES		POR AVF by ADRIAN VALLES		15	14	1:44.938	1.536	0.135	213,9
13	26 James ALLEN		AUS ARTA ENGINEERING		14	12	1:45.116	1.714	0.178	215,6
14	17 (r) Oliver SÖDERSTRÖM		SWE MANOR MP MOTORSPORT		14	11	1:45.165	1.763	0.049	215,1
15	54 (r) Ilmari KORPIVAARA		FIN FORTEC MOTORSPORTS		18	16	1:45.168	1.766	0.003	216,4
16	6 Enaam AHMED		GBR FORTEC MOTORSPORTS		19	11	1:45.212	1.810	0.044	214,7
17	58 Denis BULATOV		RUS AVF by ADRIAN VALLES		15	14	1:45.417	2.015	0.205	214,3
18	36 (r) Joao VIEIRA		BRA J.D. MOTORSPORT SRL		14	10	1:45.518	2.116	0.101	215,6
19	2 (r) Simo LAAKSONEN		FIN KOIRANEN GP		19	13	1:45.526	2.124	0.008	216,9
20	3 Aleksanteri HUOVINEN		FIN KOIRANEN GP		17	16	1:45.546	2.144	0.020	214,3
21	16 (r) Gabriel AUBRY		FRA JOSEF KAUFMANN RACING		18	16	1:46.028	2.626	0.482	214,3
22	10 (r) Valentin MOINEAULT		FRA ART JUNIOR TEAM		15	13	1:46.180	2.778	0.152	213,9
23	60 Alessandro PERULLO		ITA GSK GRAND PRIX		15	12	1:46.716	3.314	0.536	215,6
24	19 Piers PRIOR		GBR MANOR MP MOTORSPORT		16	14	1:46.750	3.348	0.034	216,0
25	25 (r) Julien DARRAS		FRA ARTA ENGINEERING		15	11	1:46.843	3.441	0.093	214,7
26	59 Diego BERTONELLI		ITA GSK GRAND PRIX		16	12	1:47.123	3.721	0.280	216,0
27	48 (r) Luca CORBERI		ITA BVM SRL		15	14	1:48.038	4.636	0.915	211,8

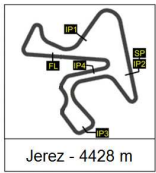
RESULTADOS PUBLICADOS A LAS 13:24 HORAS

CIRCUITO DE JEREZ, 19 DE OCTUBRE DE 2015



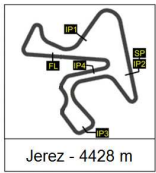
**CIRCUITO DE JEREZ - WORLD SERIES by RENAULT
EUROCUP FORMULA RENAULT 2.0
ANALYSIS - TEST 2**

Número	2		3		5		6		8		9		10	
Vta	Sector	Vuelta	Sector	Vuelta	Sector	Vuelta	Sector	Vuelta	Sector	Vuelta	Sector	Vuelta	Sector	Vuelta
19	IP1	39.966	39.966											
	IP2	28.343	1:08.309			41.002	41.002							
	FL	3:07.20	PIT EXIT			32.605	1:13.607							
						1:39.80	PIT EXIT							



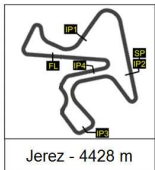
**CIRCUITO DE JEREZ - WORLD SERIES by RENAULT
EUROCUP FORMULA RENAULT 2.0
ANALYSIS - TEST 2**

Número	15		16		17		19		20		21		22	
Vta	Sector	Vuelta	Sector	Vuelta	Sector	Vuelta	Sector	Vuelta	Sector	Vuelta	Sector	Vuelta	Sector	Vuelta
19	IP1		51.862	51.862										
	IP2		35.736	1:27.598										
	FL			-----										



**CIRCUITO DE JEREZ - WORLD SERIES by RENAULT
EUROCUP FORMULA RENAULT 2.0
ANALYSIS - TEST 2**

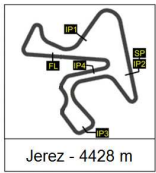
Número	23		25		26		27		28		29		36	
Vta	Sector	Vuelta	Sector	Vuelta	Sector	Vuelta	Sector	Vuelta	Sector	Vuelta	Sector	Vuelta	Sector	Vuelta
19	IP1													
	IP2													
	FL													



CIRCUITO DE JEREZ - WORLD SERIES by RENAULT
EURO CUP FORMULA RENAULT 2.0
ANALYSIS - TEST 2

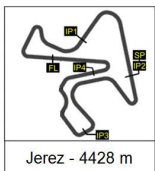
Número	37		48		54		58		59		60		0	
	Vta	Sector	Vuelta	Sector	Vuelta	Sector	Vuelta	Sector	Vuelta	Sector	Vuelta	Sector	Vuelta	
1	IP1	49.964	49.964	1:09.17	1:09.175	55.086	55.086	53.603	53.603	50.100	50.100	52.030	52.030	
	IP2	29.824	1:19.788	39.208	1:48.383	33.889	1:28.975	31.795	1:25.398	31.225	1:21.325	30.712	1:22.742	
	FL	41.076	2:00.864	47.565	2:35.948	43.465	2:12.440	42.717	2:08.115	41.862	2:03.187	41.416	2:04.158	
2	IP1	50.681	50.681	48.285	48.285	44.603	44.603	43.947	43.947	43.303	43.303	42.813	42.813	
	IP2	35.077	1:25.758	34.863	1:23.148	30.293	1:14.896	29.766	1:13.713	30.935	1:14.238	30.036	1:12.849	
	FL	5:12.70	PIT EXIT	5:25.61	PIT EXIT	39.909	1:54.805	40.411	1:54.124	2:30.13	PIT EXIT	3:00.18	PIT EXIT	
3	IP1	53.170	53.170	59.687	59.687	41.430	41.430	42.119	42.119	48.946	48.946	53.775	53.775	
	IP2	29.522	1:22.692	35.174	1:34.861	29.123	1:10.553	29.281	1:11.400	33.516	1:22.462	32.238	1:26.013	
	FL	37.764	2:00.456	44.017	2:18.878	39.210	1:49.763	39.181	1:50.581	5:25.88	PIT EXIT	4:48.10	PIT EXIT	
4	IP1	40.360	40.360	45.177	45.177	41.023	41.023	41.004	41.004	53.499	53.499	46.697	46.697	
	IP2	28.274	1:08.634	32.680	1:17.857	28.436	1:09.459	28.587	1:09.591	30.009	1:23.508	29.927	1:16.624	
	FL	37.224	1:45.858	40.876	1:58.733	38.506	1:47.965	38.254	1:47.845	39.180	2:02.688	39.374	1:55.998	
5	IP1	39.965	39.965	44.032	44.032	43.105	43.105	44.442	44.442	42.710	42.710	41.228	41.228	
	IP2	28.209	1:08.174	31.320	1:15.352	34.294	1:17.399	35.301	1:19.743	29.173	1:11.883	29.181	1:10.409	
	FL	37.436	1:45.610	39.978	1:55.330	5:08.60	PIT EXIT	4:48.69	PIT EXIT	39.482	1:51.365	38.087	1:48.496	
6	IP1	39.785	39.785	42.506	42.506	48.189	48.189	44.717	44.717	41.161	41.161	41.452	41.452	
	IP2	27.886	1:07.671	30.385	1:12.891	29.297	1:17.486	28.751	1:13.468	29.095	1:10.256	29.043	1:10.495	
	FL	37.125	1:44.796	39.772	1:52.663	39.032	1:56.518	41.848	1:55.316	38.199	1:48.455	38.553	1:49.048	
7	IP1	40.369	40.369	42.066	42.066	40.505	40.505	40.450	40.450	41.000	41.000	43.744	43.744	
	IP2	30.645	1:11.014	30.083	1:12.149	27.887	1:08.392	28.348	1:08.798	28.827	1:09.827	29.257	1:13.001	
	FL	37.109	1:48.123	39.545	1:51.694	37.689	1:46.081	37.664	1:46.462	38.355	1:48.182	40.077	1:53.078	
8	IP1	39.905	39.905	41.585	41.585	40.401	40.401	40.194	40.194	43.427	43.427	41.121	41.121	
	IP2	28.541	1:08.446	30.187	1:11.772	28.156	1:08.557	28.213	1:08.407	28.818	1:12.245	28.663	1:09.784	
	FL	7:24.21	PIT EXIT	4:08.71	PIT EXIT	39.940	1:48.497	37.621	1:46.028	38.190	1:50.435	57.263	2:07.047	
9	IP1	47.557	47.557	50.794	50.794	40.537	40.537	40.183	40.183	40.912	40.912	41.143	41.143	
	IP2	29.406	1:16.963	31.415	1:22.209	28.388	1:08.925	28.156	1:08.339	29.208	1:10.120	29.299	1:10.442	
	FL	37.518	1:54.481	39.562	2:01.771	37.253	1:46.178	37.712	1:46.051	4:52.93	PIT EXIT	4:47.93	PIT EXIT	
10	IP1	39.534	39.534	41.661	41.661	40.076	40.076	40.508	40.508	47.689	47.689	47.222	47.222	
	IP2	27.790	1:07.324	29.111	1:10.772	28.587	1:08.663	28.226	1:08.734	28.970	1:16.659	29.300	1:16.522	
	FL	36.376	1:43.700	38.548	1:49.320	39.347	1:48.010	37.486	1:46.220	37.775	1:54.434	37.509	1:54.031	
11	IP1	39.421	39.421	41.256	41.256	40.176	40.176	40.256	40.256	40.583	40.583	40.901	40.901	
	IP2	27.791	1:07.212	29.091	1:10.347	29.755	1:09.931	30.244	1:10.500	28.642	1:09.225	28.472	1:09.373	
	FL	36.272	1:43.484	39.198	1:49.545	5:06.49	PIT EXIT	12:05.4	PIT EXIT	38.980	1:48.205	37.982	1:47.355	
12	IP1	39.770	39.770	41.288	41.288	47.498	47.498	1:00.17	1:00.178	40.590	40.590	40.378	40.378	
	IP2	27.835	1:07.605	30.809	1:12.097	28.502	1:16.000	32.555	1:32.733	28.706	1:09.296	28.533	1:08.911	
	FL	36.206	1:43.811	38.520	1:50.617	37.079	1:53.079	45.869	2:18.602	37.827	1:47.123	37.805	1:46.716	
13	IP1	39.336	39.336	41.257	41.257	39.925	39.925	41.139	41.139	40.718	40.718	41.000	41.000	
	IP2	27.702	1:07.038	29.327	1:10.584	28.262	1:08.187	28.421	1:09.560	28.792	1:09.510	28.741	1:09.741	
	FL	36.364	1:43.402	38.385	1:48.969	38.759	1:46.946	37.678	1:47.238	38.739	1:48.249	39.872	1:49.613	
14	IP1	39.390	39.390	40.991	40.991	40.672	40.672	40.167	40.167	40.546	40.546	40.575	40.575	
	IP2	27.638	1:07.028	28.785	1:09.776	28.713	1:09.385	28.043	1:08.210	28.608	1:09.154	28.623	1:09.198	
	FL	36.394	1:43.422	38.262	1:48.038	39.693	1:49.078	37.207	1:45.417	40.264	1:49.418	37.865	1:47.063	
15	IP1	39.481	39.481	40.908	40.908	40.336	40.336	39.944	39.944	41.083	41.083	41.011	41.011	
	IP2	30.426	1:09.907	28.917	1:09.825	28.048	1:08.384	33.318	1:13.262	29.352	1:10.435	35.969	1:16.980	
	FL	-----	-----	4:46.55	PIT EXIT	37.441	1:45.825	2:31.33	PIT EXIT	2:23.85	PIT EXIT	5:44.84	PIT EXIT	
16	IP1			59.568	59.568	40.037	40.037	52.551	52.551	46.574	46.574	52.835	52.835	
	IP2			37.142	1:36.710	28.179	1:08.216	32.600	1:25.151	30.484	1:17.058	32.483	1:25.318	
	FL			-----	-----	36.952	1:45.168	-----	-----	2:07.42	PIT EXIT	-----	-----	
17	IP1					40.150	40.150			50.324	50.324			
	IP2					28.281	1:08.431			30.771	1:21.095			
	FL					37.108	1:45.539			-----	-----			
18	IP1					40.413	40.413							
	IP2					28.669	1:09.082							
	FL					4:23.13	PIT EXIT							





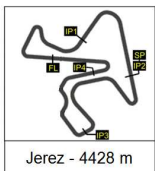
**CIRCUITO DE JEREZ - WORLD SERIES by RENAULT
EUROCUP FORMULA RENAULT 2.0
ANALYSIS - TEST 2**

Número	37		48		54		58		59		60		0	
Vta	Sector	Vuelta	Sector	Vuelta	Sector	Vuelta	Sector	Vuelta	Sector	Vuelta	Sector	Vuelta	Sector	Vuelta
19	IP1													
	IP2													
	FL					-----								



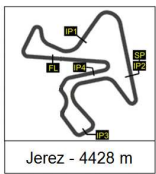
CIRCUITO DE JEREZ - WORLD SERIES by RENAULT
EUROCUP FORMULA RENAULT 2.0
40 BEST LAPS - TEST 2

Dorsal	Piloto	Nat	Equipo	Maq.	Hora	Vuelta	Tiempo
37	Alexey KORNEEV	RUS	J.D. MOTORSPORT SRL		13:11:14	13	1:43.402
37	Alexey KORNEEV	RUS	J.D. MOTORSPORT SRL		13:12:57	14	1:43.422
37	Alexey KORNEEV	RUS	J.D. MOTORSPORT SRL		13:07:47	11	1:43.484
37	Alexey KORNEEV	RUS	J.D. MOTORSPORT SRL		13:06:03	10	1:43.700
5	Lando NORRIS	GBR	FORTEC MOTORSPORTS		13:10:44	16	1:43.734
37	Alexey KORNEEV	RUS	J.D. MOTORSPORT SRL		13:09:30	12	1:43.811
27	(r) Ricky COLLARD	GBR	AVF by ADRIAN VALLES		13:09:59	15	1:43.815
9	Harrison SCOTT	GBR	ART JUNIOR TEAM		13:07:13	12	1:43.818
15	Jehan DARUVALA	IND	JOSEF KAUFMANN RACING		13:04:37	13	1:43.920
9	Harrison SCOTT	GBR	ART JUNIOR TEAM		13:08:57	13	1:44.024
15	Jehan DARUVALA	IND	JOSEF KAUFMANN RACING		12:53:15	9	1:44.030
5	Lando NORRIS	GBR	FORTEC MOTORSPORTS		13:07:16	14	1:44.081
5	Lando NORRIS	GBR	FORTEC MOTORSPORTS		12:53:12	8	1:44.111
5	Lando NORRIS	GBR	FORTEC MOTORSPORTS		12:51:28	7	1:44.145
15	Jehan DARUVALA	IND	JOSEF KAUFMANN RACING		12:51:31	8	1:44.200
22	Max DEFOURNY	BEL	TECH 1 RACING		13:09:23	9	1:44.226
5	Lando NORRIS	GBR	FORTEC MOTORSPORTS		13:03:44	12	1:44.243
20	Ferdinand HABSBURG	AUT	TECH 1 RACING		13:12:02	14	1:44.253
15	Jehan DARUVALA	IND	JOSEF KAUFMANN RACING		13:13:43	16	1:44.297
20	Ferdinand HABSBURG	AUT	TECH 1 RACING		13:10:18	13	1:44.350
27	(r) Ricky COLLARD	GBR	AVF by ADRIAN VALLES		13:06:12	13	1:44.436
15	Jehan DARUVALA	IND	JOSEF KAUFMANN RACING		12:49:46	7	1:44.498
21	(r) Sacha FENESTRAZ	FRA	TECH 1 RACING		13:06:59	15	1:44.521
5	Lando NORRIS	GBR	FORTEC MOTORSPORTS		13:09:00	15	1:44.524
28	Darius OSKOUI	SUI	AVF by ADRIAN VALLES		12:51:51	9	1:44.731
28	Darius OSKOUI	SUI	AVF by ADRIAN VALLES		12:48:18	7	1:44.746
8	Nikita TROITSKIY	RUS	FORTEC MOTORSPORTS		13:09:03	15	1:44.784
37	Alexey KORNEEV	RUS	J.D. MOTORSPORT SRL		12:52:04	6	1:44.796
23	Julien FALCHERO	FRA	TECH 1 RACING		13:07:06	14	1:44.803
15	Jehan DARUVALA	IND	JOSEF KAUFMANN RACING		12:48:02	6	1:44.884
29	Henrique CHAVES	POR	AVF by ADRIAN VALLES		13:13:06	14	1:44.938
8	Nikita TROITSKIY	RUS	FORTEC MOTORSPORTS		13:07:18	14	1:45.032
26	James ALLEN	AUS	ARTA ENGINEERING		13:07:010	12	1:45.116
17	(r) Oliver SÖDERSTRÖM	SWE	MANOR MP MOTORSPORT		13:07:06	11	1:45.165
54	(r) Ilmari KORPIVAARA	FIN	FORTEC MOTORSPORTS		13:09:08	16	1:45.168
5	Lando NORRIS	GBR	FORTEC MOTORSPORTS		12:54:58	9	1:45.191
6	Enaam AHMED	GBR	FORTEC MOTORSPORTS		12:55:12	11	1:45.212
21	(r) Sacha FENESTRAZ	FRA	TECH 1 RACING		13:03:28	13	1:45.267
8	Nikita TROITSKIY	RUS	FORTEC MOTORSPORTS		13:05:33	13	1:45.286
6	Enaam AHMED	GBR	FORTEC MOTORSPORTS		13:03:31	14	1:45.314



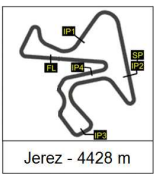
CIRCUITO DE JEREZ - WORLD SERIES by RENAULT
EUROCUP FORMULA RENAULT 2.0
TOP 5 LAPS - TEST 2

Piloto	Nat	Equipo	Top Five Laps				
37 Alexey KORNEEV	RUS	J.D. MOTORSPORT SRL	1:43.402	1:43.422	1:43.484	1:43.700	1:43.811
5 Lando NORRIS	GBR	FORTEC MOTORSPORTS	1:43.734	1:44.081	1:44.111	1:44.145	1:44.243
27 (r) Ricky COLLARD	GBR	AVF by ADRIAN VALLES	1:43.815	1:44.436	1:45.314	1:45.380	1:45.433
9 Harrison SCOTT	GBR	ART JUNIOR TEAM	1:43.818	1:44.024	1:46.134	1:46.216	1:46.424
15 Jehan DARUVALA	IND	JOSEF KAUFMANN RACING	1:43.920	1:44.030	1:44.200	1:44.297	1:44.498
22 Max DEFOURNY	BEL	TECH 1 RACING	1:44.226	1:45.818	1:46.871	1:49.449	1:49.859
20 Ferdinand HABSBURG	AUT	TECH 1 RACING	1:44.253	1:44.350	1:46.141	1:46.379	1:47.330
21 (r) Sacha FENESTRAZ	FRA	TECH 1 RACING	1:44.521	1:45.267	1:45.346	1:45.739	1:45.823
28 Darius OSKOUJ	SUI	AVF by ADRIAN VALLES	1:44.731	1:44.746	1:46.576	1:48.530	1:53.928
8 Nikita TROITSKIY	RUS	FORTEC MOTORSPORTS	1:44.784	1:45.032	1:45.286	1:45.425	1:45.533
23 Julien FALCHERO	FRA	TECH 1 RACING	1:44.803	1:45.492	1:45.588	1:45.639	1:45.655
29 Henrique CHAVES	POR	AVF by ADRIAN VALLES	1:44.938	1:45.926	1:46.230	1:46.542	1:46.563
26 James ALLEN	AUS	ARTA ENGINEERING	1:45.116	1:45.819	1:46.202	1:46.633	1:47.332
17 (r) Oliver SÖDERSTRÖM	SWE	MANOR MP MOTORSPORT	1:45.165	1:45.733	1:46.016	1:46.258	1:46.379
54 (r) Ilmari KORPIVAARA	FIN	FORTEC MOTORSPORTS	1:45.168	1:45.539	1:45.825	1:46.081	1:46.178
6 Enaam AHMED	GBR	FORTEC MOTORSPORTS	1:45.212	1:45.314	1:45.334	1:46.044	1:46.174
58 Denis BULATOV	RUS	AVF by ADRIAN VALLES	1:45.417	1:46.028	1:46.051	1:46.220	1:46.462
36 (r) Joao VIEIRA	BRA	J.D. MOTORSPORT SRL	1:45.518	1:45.722	1:45.747	1:47.099	1:48.897
2 (r) Simo LAAKSONEN	FIN	KOIRANEN GP	1:45.526	1:45.653	1:45.866	1:45.989	1:45.991
3 Aleksanteri HUOVINEN	FIN	KOIRANEN GP	1:45.546	1:45.636	1:46.559	1:46.600	1:47.081
16 (r) Gabriel AUBRY	FRA	JOSEF KAUFMANN RACING	1:46.028	1:46.113	1:46.469	1:46.476	1:46.626
10 (r) Valentin MOINEAULT	FRA	ART JUNIOR TEAM	1:46.180	1:46.348	1:46.414	1:46.454	1:46.525
60 Alessandro PERULLO	ITA	GSK GRAND PRIX	1:46.716	1:47.063	1:47.355	1:48.496	1:49.048
19 Piers PRIOR	GBR	MANOR MP MOTORSPORT	1:46.750	1:47.601	1:47.650	1:47.822	1:47.986
25 (r) Julien DARRAS	FRA	ARTA ENGINEERING	1:46.843	1:46.882	1:47.062	1:47.139	1:48.607
59 Diego BERTONELLI	ITA	GSK GRAND PRIX	1:47.123	1:48.182	1:48.205	1:48.249	1:48.455
48 (r) Luca CORBERI	ITA	BVM SRL	1:48.038	1:48.969	1:49.320	1:49.545	1:50.617



CIRCUITO DE JEREZ - WORLD SERIES by RENAULT
EUROCUP FORMULA RENAULT 2.0
40 BEST MAX SPEED - TEST 2

Dorsal	Piloto	Nat	Equipo	Maq.	Hora	Vuelta	Vmax
21	(r) Sacha FENESTRAZ	FRA	TECH 1 RACING		13:04:08	13	218,6
27	(r) Ricky COLLARD	GBR	AVF by ADRIAN VALLES		12:54:33	9	217,3
15	Jehan DARUVALA	IND	JOSEF KAUFMANN RACING		13:12:38	15	217,3
15	Jehan DARUVALA	IND	JOSEF KAUFMANN RACING		13:16:60	17	217,3
9	Harrison SCOTT	GBR	ART JUNIOR TEAM		12:50:41	6	216,9
9	Harrison SCOTT	GBR	ART JUNIOR TEAM		12:54:16	8	216,9
27	(r) Ricky COLLARD	GBR	AVF by ADRIAN VALLES		13:08:55	14	216,9
9	Harrison SCOTT	GBR	ART JUNIOR TEAM		13:09:36	13	216,9
2	(r) Simo LAAKSONEN	FIN	KOIRANEN GP		13:05:56	14	216,9
2	(r) Simo LAAKSONEN	FIN	KOIRANEN GP		13:07:42	15	216,9
37	Alexey KORNEEV	RUS	J.D. MOTORSPORT SRL		12:54:32	7	216,9
9	Harrison SCOTT	GBR	ART JUNIOR TEAM		12:47:08	4	216,4
27	(r) Ricky COLLARD	GBR	AVF by ADRIAN VALLES		13:10:40	15	216,4
9	Harrison SCOTT	GBR	ART JUNIOR TEAM		13:07:52	12	216,4
54	(r) Ilmari KORPIVAARA	FIN	FORTEC MOTORSPORTS		12:52:44	9	216,4
54	(r) Ilmari KORPIVAARA	FIN	FORTEC MOTORSPORTS		13:06:18	14	216,4
15	Jehan DARUVALA	IND	JOSEF KAUFMANN RACING		12:52:010	8	216,4
21	(r) Sacha FENESTRAZ	FRA	TECH 1 RACING		12:51:10	8	216,4
28	Darius OSKOUI	SUI	AVF by ADRIAN VALLES		12:52:31	9	216,4
28	Darius OSKOUI	SUI	AVF by ADRIAN VALLES		12:37:27	3	216,4
5	Lando NORRIS	GBR	FORTEC MOTORSPORTS		12:36:54	3	216,0
9	Harrison SCOTT	GBR	ART JUNIOR TEAM		12:48:55	5	216,0
19	Piers PRIOR	GBR	MANOR MP MOTORSPORT		13:06:10	11	216,0
9	Harrison SCOTT	GBR	ART JUNIOR TEAM		13:06:09	11	216,0
54	(r) Ilmari KORPIVAARA	FIN	FORTEC MOTORSPORTS		12:54:32	10	216,0
2	(r) Simo LAAKSONEN	FIN	KOIRANEN GP		13:13:01	18	216,0
15	Jehan DARUVALA	IND	JOSEF KAUFMANN RACING		12:50:26	7	216,0
15	Jehan DARUVALA	IND	JOSEF KAUFMANN RACING		12:48:42	6	216,0
21	(r) Sacha FENESTRAZ	FRA	TECH 1 RACING		13:05:54	14	216,0
21	(r) Sacha FENESTRAZ	FRA	TECH 1 RACING		13:07:38	15	216,0
59	Diego BERTONELLI	ITA	GSK GRAND PRIX		13:06:23	12	216,0
37	Alexey KORNEEV	RUS	J.D. MOTORSPORT SRL		13:06:43	10	216,0
5	Lando NORRIS	GBR	FORTEC MOTORSPORTS		13:06:11	13	215,6
22	Max DEFOURNY	BEL	TECH 1 RACING		12:37:01	3	215,6
2	(r) Simo LAAKSONEN	FIN	KOIRANEN GP		13:02:24	12	215,6
21	(r) Sacha FENESTRAZ	FRA	TECH 1 RACING		12:47:36	6	215,6
21	(r) Sacha FENESTRAZ	FRA	TECH 1 RACING		12:38:43	4	215,6
21	(r) Sacha FENESTRAZ	FRA	TECH 1 RACING		13:02:23	12	215,6
8	Nikita TROITSKIY	RUS	FORTEC MOTORSPORTS		12:52:16	7	215,6
8	Nikita TROITSKIY	RUS	FORTEC MOTORSPORTS		13:06:13	13	215,6



CIRCUITO DE JEREZ - WORLD SERIES by RENAULT
EUROCUP FORMULA RENAULT 2.0
TOP 5 MAX SPEED - TEST 2

Piloto	Nat	Equipo	Top Five Vmax				
21 (r) Sacha FENESTRAZ	FRA	TECH 1 RACING	218,6	216,4	216,0	216,0	215,6
15 Jehan DARUVALA	IND	JOSEF KAUFMANN RACING	217,3	217,3	216,4	216,0	216,0
27 (r) Ricky COLLARD	GBR	AVF by ADRIAN VALLES	217,3	216,9	216,4	215,6	215,1
9 Harrison SCOTT	GBR	ART JUNIOR TEAM	216,9	216,9	216,9	216,4	216,4
2 (r) Simo LAAKSONEN	FIN	KOIRANEN GP	216,9	216,9	216,0	215,6	215,1
37 Alexey KORNEEV	RUS	J.D. MOTORSPORT SRL	216,9	216,0	215,6	215,6	215,1
54 (r) Ilmari KORPIVAARA	FIN	FORTEC MOTORSPORTS	216,4	216,4	216,0	215,6	215,6
28 Darius OSKOUJ	SUI	AVF by ADRIAN VALLES	216,4	216,4	215,1	214,7	212,2
5 Lando NORRIS	GBR	FORTEC MOTORSPORTS	216,0	215,6	215,6	215,1	214,7
59 Diego BERTONELLI	ITA	GSK GRAND PRIX	216,0	215,6	214,7	214,3	213,0
19 Piers PRIOR	GBR	MANOR MP MOTORSPORT	216,0	213,4	213,4	213,0	212,6
8 Nikita TROITSKIY	RUS	FORTEC MOTORSPORTS	215,6	215,6	215,1	215,1	214,7
22 Max DEFOURNY	BEL	TECH 1 RACING	215,6	215,1	215,1	215,1	214,3
26 James ALLEN	AUS	ARTA ENGINEERING	215,6	215,1	214,7	214,7	214,7
60 Alessandro PERULLO	ITA	GSK GRAND PRIX	215,6	214,7	214,3	214,3	213,9
36 (r) Joao VIEIRA	BRA	J.D. MOTORSPORT SRL	215,6	214,7	214,3	213,4	213,4
17 (r) Oliver SÖDERSTRÖM	SWE	MANOR MP MOTORSPORT	215,1	215,1	215,1	214,7	214,3
20 Ferdinand HABSBUURG	AUT	TECH 1 RACING	214,7	214,7	214,7	214,7	214,3
25 (r) Julien DARRAS	FRA	ARTA ENGINEERING	214,7	214,7	214,7	214,3	213,4
6 Enaam AHMED	GBR	FORTEC MOTORSPORTS	214,7	214,3	214,3	213,9	213,9
16 (r) Gabriel AUBRY	FRA	JOSEF KAUFMANN RACING	214,3	214,3	214,3	213,4	213,4
58 Denis BULATOV	RUS	AVF by ADRIAN VALLES	214,3	213,9	213,9	213,4	213,4
3 Aleksanteri HUOVINEN	FIN	KOIRANEN GP	214,3	213,9	213,4	213,4	213,4
23 Julien FALCHERO	FRA	TECH 1 RACING	214,3	213,9	213,4	213,0	213,0
29 Henrique CHAVES	POR	AVF by ADRIAN VALLES	213,9	213,9	213,9	213,4	213,0
10 (r) Valentin MOINEAULT	FRA	ART JUNIOR TEAM	213,9	213,4	212,6	212,6	212,2
48 (r) Luca CORBERI	ITA	BVM SRL	211,8	210,9	210,9	210,5	210,5