

24

CIRCUITO DE JEREZ - FORMULA V8 3.5
Wednesday, December 7th 2016 - PM SESSION
RESULTS

CONDICIONES ATMOSFERICAS: **Soleado**

ESTADO DE LA PISTA: **Seca**

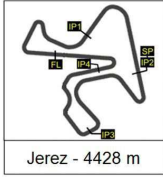
Ord. #	Piloto	Licencia Club	Marca NV VR	Tiempo	Gap	Intv	Promedio
1 25	Alex PALOU	ESP TEO MARTIN MOTORSPOR	FV8 3.5 31 31	1:26.668	----	----	183,7
2 1	Pietro FITTIPALDI	BRA FORTEC MOTORSPORTS	FV8 3.5 38 38	1:27.099	0.430	0.430	182,8
3 2	Alfonso CELIS Jr	MEX FORTEC MOTORSPORTS	FV8 3.5 22 22	1:27.248	0.579	0.149	182,5
4 4	Roy NISSANY	ISR LOTUS	FV8 3.5 26 26	1:27.298	0.629	0.050	182,4
5 7	Egor ORUDZHEV	RUS ARDEN MOTORSPORTS	FV8 3.5 28 28	1:27.507	0.838	0.209	182,0
6 26	Dorian BOCCOLACCI	FRA TEO MARTIN MOTORSPOR	FV8 3.5 32 32	1:27.638	0.969	0.131	181,7
7 8	Matevos ISAAKYAN	RUS ARDEN MOTORSPORTS	FV8 3.5 45 42	1:27.905	1.236	0.267	181,1
8 16	Henrique CHAVES	POR AVF	FV8 3.5 21 18	1:28.592	1.923	0.687	179,7
9 3	Kevin JÖRG	SWI LOTUS	FV8 3.5 45 15	1:29.251	2.582	0.659	178,4
10 15	Beitske VISSER	NED AVF	FV8 3.5 14 13	1:30.150	3.481	0.899	176,6

CIRCUITO DE JEREZ, 7 de DICIEMBRE de 2016

Hora:

Hora:

RESULTADOS PUBLICADOS A LAS 17:38 HORAS



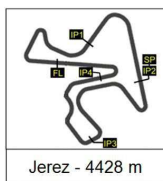
25

CIRCUITO DE JEREZ - FORMULA V8 3.5
Wednesday, December 7th 2016
TWO SESSIONS COMBINED RESULTS

Ord. #	Piloto	Club	Marca	Neum	NVT	Sesion 1			Sesion 2			Mejor Tiempo
						VR	NV	Tiempo	VR	NV	Tiempo	
1	25	Alex PALOU	TEO MARTIN MOTORSPORT	FV8 3.5	73	28	42	1:26.801	31	31	1:26.669	1:26.669
2	26	Dorian BOCCOLACCI	TEO MARTIN MOTORSPORT	FV8 3.5	65	23	33	1:26.719	32	32	1:27.638	1:26.719
3	4	Roy NISSANY	LOTUS	FV8 3.5	51	25	25	1:26.731	26	26	1:27.298	1:26.731
4	7	Egor ORUDZHEV	ARDEN MOTORSPORTS	FV8 3.5	75	34	47	1:26.962	28	28	1:27.507	1:26.962
5	1	Pietro FITTIPALDI	FORTEC MOTORSPORTS	FV8 3.5	65	25	27	1:27.337	38	38	1:27.099	1:27.099
6	2	Alfonso CELIS Jr	FORTEC MOTORSPORTS	FV8 3.5	39	17	17	1:27.127	22	22	1:27.248	1:27.127
7	3	Kevin JÖRG	LOTUS	FV8 3.5	76	31	31	1:27.277	15	45	1:29.251	1:27.277
8	15	Beitske VISSER	AVF	FV8 3.5	44	29	30	1:27.390	13	14	1:30.150	1:27.390
9	22	Facu REGALIA	RP MOTORSPORT	FV8 3.5	41	24	41	1:27.402	0	0	---	1:27.402
10	8	Matevos ISAAKYAN	ARDEN MOTORSPORTS	FV8 3.5	80	26	35	1:27.570	42	45	1:27.905	1:27.570
11	16	Henrique CHAVES	AVF	FV8 3.5	50	28	29	1:28.155	18	21	1:28.592	1:28.155

CIRCUITO DE JEREZ, 7 de DICIEMBRE de 2016

Hora: LUNDAS	Hora:	RESULTADOS PUBLICADOS A LAS 17:38
-----------------	-------	-----------------------------------

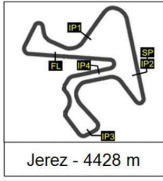


CIRCUITO DE JEREZ - FORMULA V8 3.5

Wednesday, December 7th 2016 - PM SESSION

ANALYSIS

Número	1		2		3		4		7		8		15	
	Vta	Sector	Vuelta	Sector	Vuelta	Sector	Vuelta	Sector	Vuelta	Sector	Vuelta	Sector	Vuelta	
19	IP1	59.019	59.019	53.972	53.972	47.385	47.385			41.091	41.091	34.419	34.419	
	IP2	28.460	1:27.479	31.144	1:25.116	26.908	1:14.293	23.475	23.475	32.343	1:13.434	24.267	58.686	
	FL	34.784	2:02.263	40.239	2:05.355	34.729	1:49.022	1:04.50		36.498	1:49.932	32.251	1:30.937	
20	IP1	36.879	36.879	38.824	38.824	36.182	36.182			33.837	33.837	34.370	34.370	
	IP2	25.585	1:02.464	27.394	1:06.218	25.818	1:02.000	23.292	23.292	23.537	57.374	24.284	58.654	
	FL	32.557	1:35.021	37.037	1:43.255	33.070	1:35.070	1:04.60		36:16.6	PIT EXIT	1:00:30	PIT EXIT	
21	IP1	34.152	34.152	35.682	35.682	35.032	35.032			46.972	46.972	47.248	47.248	
	IP2	23.980	58.132	24.459	1:00.141	24.600	59.632	23.382	23.382	26.036	1:13.008	26.075	1:13.323	
	FL	32.157	1:30.289	33.960	1:34.101	32.865	1:32.497	1:05.18		34.521	1:47.529	33.170	1:46.493	
22	IP1	34.236	34.236	33.166	33.166	34.710	34.710			37.058	37.058	36.322	36.322	
	IP2	24.114	58.350	23.121	56.287	24.470	59.180	23.754	23.754	25.932	1:02.990	25.189	1:01.511	
	FL	32.084	1:30.434	30.961	1:27.248	32.985	1:32.165	15:26.9	PIT EXIT	34.181	1:37.171	33.372	1:34.883	
23	IP1	35.665	35.665	33.541	33.541	34.650	34.650	53.063	53.063	33.701	33.701	36.953	36.953	
	IP2	25.668	1:01.333	27.265	1:00.806	24.407	59.057	30.125	1:23.188	23.443	57.144	28.418	1:05.371	
	FL	7:23.57	PIT EXIT		-----	32.668	1:31.725	37.831	2:01.019	7:27.16	PIT EXIT	33.811	1:39.182	
24	IP1	50.801	50.801			34.835	34.835	42.107	42.107	40.375	40.375	34.061	34.061	
	IP2	27.557	1:18.358			24.396	59.231	28.636	1:10.743	24.738	1:05.113	24.024	58.085	
	FL	34.911	1:53.269			32.874	1:32.105	33.274	1:44.017	32.754	1:37.867	31.927	1:30.012	
25	IP1	36.606	36.606			34.739	34.739	33.593	33.593	33.614	33.614	34.105	34.105	
	IP2	25.129	1:01.735			24.567	59.306	23.336	56.929	23.569	57.183	24.036	58.141	
	FL	32.270	1:34.004			32.649	1:31.955	31.452	1:28.381	3:33.15	PIT EXIT	31.952	1:30.093	
26	IP1	33.755	33.755			34.829	34.829	33.017	33.017	44.168	44.168	42.976	42.976	
	IP2	23.677	57.432			24.535	59.364	23.299	56.316	25.487	1:09.655	30.058	1:13.034	
	FL	31.622	1:29.054			32.846	1:32.210	30.982	1:27.298	32.922	1:42.577	18:03.5	PIT EXIT	
27	IP1	33.651	33.651			34.785	34.785	33.700	33.700	39.092	39.092	51.258	51.258	
	IP2	23.712	57.363			24.479	59.264	24.121	57.821	25.968	1:05.060	26.195	1:17.453	
	FL	31.494	1:28.857			32.755	1:32.019		-----	33.044	1:38.104	34.194	1:51.647	
28	IP1	36.108	36.108			34.873	34.873			33.401	33.401	36.735	36.735	
	IP2	24.961	1:01.069			24.540	59.413			23.274	56.675	25.148	1:01.883	
	FL	43:42.1	PIT EXIT			32.840	1:32.253			30.832	1:27.507	33.679	1:35.562	
29	IP1	55.041	55.041			34.982	34.982			33.162	33.162	33.922	33.922	
	IP2	28.543	1:23.584			24.485	59.467			23.870	57.032	23.792	57.714	
	FL	35.223	1:58.807			32.804	1:32.271				-----	31.707	1:29.421	
30	IP1	38.723	38.723			34.990	34.990					33.569	33.569	
	IP2	26.446	1:05.169			24.659	59.649					23.741	57.310	
	FL	33.685	1:38.854			33.112	1:32.761					31.512	1:28.822	
31	IP1	38.876	38.876			34.961	34.961					33.587	33.587	
	IP2	27.004	1:05.880			24.610	59.571					23.635	57.222	
	FL	32.483	1:38.363			33.044	1:32.615					31.741	1:28.963	
32	IP1	34.023	34.023			34.594	34.594					42.766	42.766	
	IP2	23.991	58.014			24.451	59.045					28.681	1:11.447	
	FL	32.059	1:30.073			32.795	1:31.840					35.464	1:46.911	
33	IP1	33.848	33.848			34.741	34.741					33.649	33.649	
	IP2	23.950	57.798			24.474	59.215					23.820	57.469	
	FL	31.932	1:29.730			33.054	1:32.269					20:05.4	PIT EXIT	
34	IP1	34.251	34.251			34.634	34.634					46.728	46.728	
	IP2	24.652	58.903			24.438	59.072					26.474	1:13.202	
	FL	13:21.1	PIT EXIT			32.833	1:31.905					33.398	1:46.600	
35	IP1	48.096	48.096			34.624	34.624					36.161	36.161	
	IP2	26.822	1:14.918			24.538	59.162					25.125	1:01.286	
	FL	34.853	1:49.771			33.002	1:32.164					33.202	1:34.487	
36	IP1	36.329	36.329			34.651	34.651					33.606	33.606	
	IP2	24.910	1:01.239			24.484	59.135					23.711	57.317	
	FL	31.846	1:33.085			32.687	1:31.822					31.409	1:28.726	



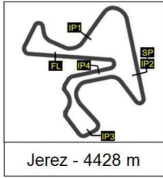
26¹

CIRCUITO DE JEREZ - FORMULA V8 3.5

Wednesday, December 7th 2016 - PM SESSION

ANALYSIS

Número	1		2		3		4		7		8		15	
Vta	Sector	Vuelta	Sector	Vuelta	Sector	Vuelta	Sector	Vuelta	Sector	Vuelta	Sector	Vuelta	Sector	Vuelta
37	IP1	33.159	33.159			34.530	34.530					33.568	33.568	
	IP2	23.349	56.508			24.448	58.978					23.426	56.994	
	FL	30.796	1:27.304			32.800	1:31.778					31.331	1:28.325	
38	IP1	33.006	33.006			34.688	34.688					39.982	39.982	
	IP2	23.304	56.310			24.436	59.124					27.763	1:07.745	
	FL	30.789	1:27.099			32.749	1:31.873					33.585	1:41.330	
39	IP1	33.137	33.137			34.572	34.572					33.739	33.739	
	IP2	23.876	57.013			24.426	58.998					23.564	57.303	
	FL		-----			32.807	1:31.805					7:34.29	PIT EXIT	
40	IP1					34.632	34.632					53.408	53.408	
	IP2					24.444	59.076					26.006	1:19.414	
	FL					32.890	1:31.966					33.590	1:53.004	
41	IP1					34.829	34.829					36.352	36.352	
	IP2					24.412	59.241					24.853	1:01.205	
	FL					32.936	1:32.177					32.296	1:33.501	
42	IP1					34.503	34.503					33.459	33.459	
	IP2					24.456	58.959					23.329	56.788	
	FL					32.585	1:31.543					31.117	1:27.905	
43	IP1					34.352	34.352					34.798	34.798	
	IP2					24.332	58.684					27.001	1:01.799	
	FL					32.655	1:31.339					34.155	1:35.954	
44	IP1					34.390	34.390					33.350	33.350	
	IP2					24.261	58.651					23.301	56.651	
	FL					32.510	1:31.161					31.298	1:27.949	
45	IP1					34.319	34.319					33.483	33.483	
	IP2					24.216	58.535					23.448	56.931	
	FL					32.602	1:31.137					31.345	1:28.276	

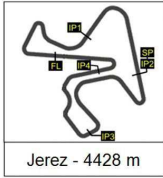


CIRCUITO DE JEREZ - FORMULA V8 3.5

Wednesday, December 7th 2016 - PM SESSION

ANALYSIS

Número	16		25		26		0		0		0		0	
Vta	Sector	Vuelta	Sector	Vuelta	Sector	Vuelta	Sector	Vuelta	Sector	Vuelta	Sector	Vuelta	Sector	Vuelta
1	IP1	49.430	49.430	53.613	53.613	50.900	50.900							
	IP2	27.751	1:17.181	30.487	1:24.100	26.848	1:17.748							
	FL	34.066	1:51.247	37.527	2:01.626	33.524	1:51.272							
2	IP1	36.686	36.686	39.125	39.125	35.283	35.283							
	IP2	26.206	1:02.892	27.469	1:06.594	24.390	59.673							
	FL	32.060	1:34.952	33.967	1:40.561	32.094	1:31.767							
3	IP1	34.401	34.401	33.707	33.707	33.785	33.785							
	IP2	23.996	58.397	23.720	57.427	23.710	57.495							
	FL	37.223	1:35.619	31.722	1:29.149	31.560	1:29.055							
4	IP1	36.817	36.817	40.099	40.099	33.678	33.678							
	IP2	24.230	1:01.047	26.330	1:06.429	23.572	57.250							
	FL	32.247	1:33.294	34.235	1:40.664	31.460	1:28.710							
5	IP1	34.745	34.745	33.706	33.706	33.563	33.563							
	IP2	24.104	58.849	23.624	57.330	23.608	57.171							
	FL	32.090	1:30.939	31.704	1:29.034	31.472	1:28.643							
6	IP1	34.466	34.466	33.641	33.641	37.589	37.589							
	IP2	24.060	58.526	23.661	57.302	27.052	1:04.641							
	FL	32.076	1:30.602	31.488	1:28.789	24:03.3	PIT EXIT							
7	IP1	38.975	38.975	35.951	35.951	54.310	54.310							
	IP2	25.589	1:04.564	25.065	1:01.016	28.222	1:22.532							
	FL	40:40.0	PIT EXIT	27:36.2	PIT EXIT	34.074	1:56.606							
8	IP1	52.898	52.898	50.599	50.599	36.214	36.214							
	IP2	29.227	1:22.125	28.520	1:19.119	25.655	1:01.869							
	FL	35.411	1:57.536	40.298	1:59.417	32.213	1:34.082							
9	IP1	39.293	39.293	34.558	34.558	33.756	33.756							
	IP2	28.330	1:07.623	24.198	58.756	23.636	57.392							
	FL	37.994	1:45.617	31.981	1:30.737	31.242	1:28.634							
10	IP1	34.403	34.403	34.063	34.063	33.498	33.498							
	IP2	23.912	58.315	23.828	57.891	23.578	57.076							
	FL	32.222	1:30.537	32.010	1:29.901	31.353	1:28.429							
11	IP1	34.449	34.449	33.956	33.956	33.715	33.715							
	IP2	23.810	58.259	23.986	57.942	23.539	57.254							
	FL	31.938	1:30.196	31.925	1:29.867	31.277	1:28.531							
12	IP1	34.972	34.972	34.532	34.532	33.528	33.528							
	IP2	29.504	1:04.476	24.070	58.602	23.600	57.128							
	FL	35.241	1:39.717	32.107	1:30.709	32.655	1:29.783							
13	IP1	34.050	34.050	33.955	33.955	35.056	35.056							
	IP2	23.792	57.842	24.391	58.346	33.099	1:08.155							
	FL	32.094	1:29.936	32.268	1:30.614	22:22.6	PIT EXIT							
14	IP1	34.173	34.173	34.050	34.050	49.825	49.825							
	IP2	24.008	58.181	24.042	58.092	27.230	1:17.055							
	FL	14:37.7	PIT EXIT	32.033	1:30.125	34.154	1:51.209							
15	IP1	51.810	51.810	34.882	34.882	36.877	36.877							
	IP2	30.004	1:21.814	24.123	59.005	24.709	1:01.586							
	FL	36.449	1:58.263	32.157	1:31.162	32.208	1:33.794							
16	IP1	38.329	38.329	34.326	34.326	36.618	36.618							
	IP2	27.176	1:05.505	24.043	58.369	24.717	1:01.335							
	FL	34.216	1:39.720	32.049	1:30.418	31.851	1:33.186							
17	IP1	39.393	39.393	34.058	34.058	33.978	33.978							
	IP2	27.302	1:06.695	23.990	58.048	23.563	57.541							
	FL	33.645	1:40.340	32.141	1:30.189	31.724	1:29.265							
18	IP1	33.716	33.716	34.543	34.543	33.617	33.617							
	IP2	23.561	57.277	24.084	58.627	23.616	57.233							
	FL	31.315	1:28.592	32.297	1:30.924	31.510	1:28.743							

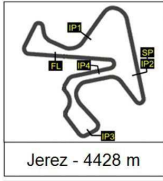


CIRCUITO DE JEREZ - FORMULA V8 3.5

Wednesday, December 7th 2016 - PM SESSION

ANALYSIS

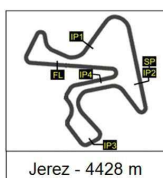
Número	16		25		26		0		0		0		0	
Vta	Sector	Vuelta	Sector	Vuelta	Sector	Vuelta	Sector	Vuelta	Sector	Vuelta	Sector	Vuelta	Sector	Vuelta
19	IP1	33.577	33.577	34.243	34.243	34.395	34.395							
	IP2	23.610	57.187	23.899	58.142	25.656	1:00.051							
	FL	31.456	1:28.643	32.428	1:30.570	28:39.9	PIT EXIT							
20	IP1	40.595	40.595	34.105	34.105	49.202	49.202							
	IP2	27.307	1:07.902	24.058	58.163	26.953	1:16.155							
	FL	33.513	1:41.415	32.185	1:30.348	33.484	1:49.639							
21	IP1	33.730	33.730	34.587	34.587	36.091	36.091							
	IP2	23.636	57.366	24.359	58.946	24.614	1:00.705							
	FL	31.515	1:28.881	58:43.4	PIT EXIT	33.131	1:33.836							
22	IP1	38.427	38.427	49.404	49.404	33.934	33.934							
	IP2	25.995	1:04.422	28.144	1:17.548	23.793	57.727							
	FL		-----	35.384	1:52.932	31.652	1:29.379							
23	IP1			37.560	37.560	33.726	33.726							
	IP2			28.124	1:05.684	23.538	57.264							
	FL			38.935	1:44.619	31.716	1:28.980							
24	IP1			33.553	33.553	33.697	33.697							
	IP2			23.358	56.911	23.696	57.393							
	FL			31.149	1:28.060	31.785	1:29.177							
25	IP1			33.406	33.406	33.731	33.731							
	IP2			23.447	56.853	23.543	57.274							
	FL			31.152	1:28.005	31.715	1:28.989							
26	IP1			33.310	33.310	36.732	36.732							
	IP2			23.402	56.712	25.138	1:01.870							
	FL			31.233	1:27.945	7:51.27	PIT EXIT							
27	IP1			33.399	33.399	52.590	52.590							
	IP2			23.477	56.876	27.352	1:19.942							
	FL			14:58.5	PIT EXIT	32.966	1:52.908							
28	IP1			51.670	51.670	35.075	35.075							
	IP2			28.173	1:19.843	25.416	1:00.491							
	FL			35.859	1:55.702	31.454	1:31.945							
29	IP1			38.118	38.118	33.658	33.658							
	IP2			26.143	1:04.261	23.352	57.010							
	FL			33.352	1:37.612	32.952	1:29.962							
30	IP1			33.154	33.154	39.884	39.884							
	IP2			23.143	56.297	24.677	1:04.561							
	FL			30.715	1:27.012	32.026	1:36.587							
31	IP1			32.853	32.853	33.377	33.377							
	IP2			23.142	55.995	23.314	56.691							
	FL			30.674	1:26.668	31.278	1:27.969							
32	IP1			39.134	39.134	33.325	33.325							
	IP2			32.524	1:11.658	23.311	56.636							
	FL				-----	31.002	1:27.638							
33	IP1					33.324	33.324							
	IP2					23.315	56.639							
	FL						-----							
34	IP1													
	IP2													
	FL													
35	IP1													
	IP2													
	FL													
36	IP1													
	IP2													
	FL													



26²

CIRCUITO DE JEREZ - FORMULA V8 3.5
Wednesday, December 7th 2016 - PM SESSION
ANALYSIS

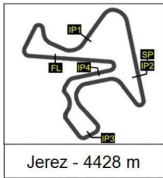
Número	16		25		26		0		0		0		0	
Vta	Sector	Vuelta	Sector	Vuelta	Sector	Vuelta	Sector	Vuelta	Sector	Vuelta	Sector	Vuelta	Sector	Vuelta
37	IP1													
	IP2													
	FL													
38	IP1													
	IP2													
	FL													
39	IP1													
	IP2													
	FL													
40	IP1													
	IP2													
	FL													
41	IP1													
	IP2													
	FL													
42	IP1													
	IP2													
	FL													
43	IP1													
	IP2													
	FL													
44	IP1													
	IP2													
	FL													
45	IP1													
	IP2													
	FL													



27

CIRCUITO DE JEREZ - FORMULA V8 3.5
Wednesday, December 7th 2016 - PM SESSION
40 BEST LAPS

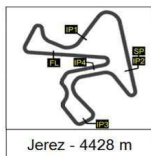
Dorsal	Piloto	Nat	Equipo	Maq.	Hora	Vuelta	Tiempo
25	Alex PALOU	ESP	TEO MARTIN MOTORSPORT	FV8 3.5	17:25:57	31	1:26.668
25	Alex PALOU	ESP	TEO MARTIN MOTORSPORT	FV8 3.5	17:24:30	30	1:27.012
1	Pietro FITTIPALDI	BRA	FORTEC MOTORSPORTS	FV8 3.5	17:26:09	38	1:27.099
2	Alfonso CELIS Jr	MEX	FORTEC MOTORSPORTS	FV8 3.5	17:17:53	22	1:27.248
4	Roy NISSANY	ISR	LOTUS	FV8 3.5	17:26:34	26	1:27.298
1	Pietro FITTIPALDI	BRA	FORTEC MOTORSPORTS	FV8 3.5	17:24:42	37	1:27.304
7	Egor ORUDZHEV	RUS	ARDEN MOTORSPORTS	FV8 3.5	17:27:30	28	1:27.507
26	Dorian BOCCOLACCI	FRA	TEO MARTIN MOTORSPORT	FV8 3.5	17:28:13	32	1:27.638
8	Matevos ISAAKYAN	RUS	ARDEN MOTORSPORTS	FV8 3.5	17:22:35	42	1:27.905
25	Alex PALOU	ESP	TEO MARTIN MOTORSPORT	FV8 3.5	17:03:34	26	1:27.945
8	Matevos ISAAKYAN	RUS	ARDEN MOTORSPORTS	FV8 3.5	17:25:39	44	1:27.949
26	Dorian BOCCOLACCI	FRA	TEO MARTIN MOTORSPORT	FV8 3.5	17:26:45	31	1:27.969
25	Alex PALOU	ESP	TEO MARTIN MOTORSPORT	FV8 3.5	17:02:06	25	1:28.005
25	Alex PALOU	ESP	TEO MARTIN MOTORSPORT	FV8 3.5	17:00:38	24	1:28.060
8	Matevos ISAAKYAN	RUS	ARDEN MOTORSPORTS	FV8 3.5	17:27:07	45	1:28.276
8	Matevos ISAAKYAN	RUS	ARDEN MOTORSPORTS	FV8 3.5	17:07:28	37	1:28.325
4	Roy NISSANY	ISR	LOTUS	FV8 3.5	17:25:07	25	1:28.381
26	Dorian BOCCOLACCI	FRA	TEO MARTIN MOTORSPORT	FV8 3.5	15:56:27	10	1:28.429
7	Egor ORUDZHEV	RUS	ARDEN MOTORSPORTS	FV8 3.5	16:25:41	18	1:28.442
7	Egor ORUDZHEV	RUS	ARDEN MOTORSPORTS	FV8 3.5	15:44:19	11	1:28.446
26	Dorian BOCCOLACCI	FRA	TEO MARTIN MOTORSPORT	FV8 3.5	15:57:56	11	1:28.531
16	Henrique CHAVES	POR	AVF	FV8 3.5	16:57:38	18	1:28.592
26	Dorian BOCCOLACCI	FRA	TEO MARTIN MOTORSPORT	FV8 3.5	15:54:59	9	1:28.634
16	Henrique CHAVES	POR	AVF	FV8 3.5	16:59:07	19	1:28.643
26	Dorian BOCCOLACCI	FRA	TEO MARTIN MOTORSPORT	FV8 3.5	15:24:51	5	1:28.643
4	Roy NISSANY	ISR	LOTUS	FV8 3.5	15:54:27	15	1:28.656
7	Egor ORUDZHEV	RUS	ARDEN MOTORSPORTS	FV8 3.5	15:47:29	13	1:28.700
26	Dorian BOCCOLACCI	FRA	TEO MARTIN MOTORSPORT	FV8 3.5	15:23:23	4	1:28.710
4	Roy NISSANY	ISR	LOTUS	FV8 3.5	15:52:59	14	1:28.714
8	Matevos ISAAKYAN	RUS	ARDEN MOTORSPORTS	FV8 3.5	17:06:00	36	1:28.726
26	Dorian BOCCOLACCI	FRA	TEO MARTIN MOTORSPORT	FV8 3.5	16:30:52	18	1:28.743
25	Alex PALOU	ESP	TEO MARTIN MOTORSPORT	FV8 3.5	15:07:08	6	1:28.789
2	Alfonso CELIS Jr	MEX	FORTEC MOTORSPORTS	FV8 3.5	17:02:44	16	1:28.793
8	Matevos ISAAKYAN	RUS	ARDEN MOTORSPORTS	FV8 3.5	16:36:51	30	1:28.822
2	Alfonso CELIS Jr	MEX	FORTEC MOTORSPORTS	FV8 3.5	17:04:12	17	1:28.827
7	Egor ORUDZHEV	RUS	ARDEN MOTORSPORTS	FV8 3.5	16:24:13	17	1:28.831
1	Pietro FITTIPALDI	BRA	FORTEC MOTORSPORTS	FV8 3.5	16:12:32	27	1:28.857
16	Henrique CHAVES	POR	AVF	FV8 3.5	17:02:17	21	1:28.881
2	Alfonso CELIS Jr	MEX	FORTEC MOTORSPORTS	FV8 3.5	14:54:15	11	1:28.921
8	Matevos ISAAKYAN	RUS	ARDEN MOTORSPORTS	FV8 3.5	16:38:20	31	1:28.963



28

CIRCUITO DE JEREZ - FORMULA V8 3.5 Wednesday, December 7th 2016 - PM SESSION TOP FIVE LAPS

Piloto	Nat	Equipo	Top Five Laps				
25 Alex PALOU	ESP	TEO MARTIN MOTORSPORT	1:26.668	1:27.012	1:27.945	1:28.005	1:28.060
1 Pietro FITTIPALDI	BRA	FORTEC MOTORSPORTS	1:27.099	1:27.304	1:28.857	1:29.054	1:29.327
2 Alfonso CELIS Jr	MEX	FORTEC MOTORSPORTS	1:27.248	1:28.793	1:28.827	1:28.921	1:29.119
4 Roy NISSANY	ISR	LOTUS	1:27.298	1:28.381	1:28.656	1:28.714	1:28.997
7 Egor ORUDZHEV	RUS	ARDEN MOTORSPORTS	1:27.507	1:28.442	1:28.446	1:28.700	1:28.831
26 Dorian BOCCOLACCI	FRA	TEO MARTIN MOTORSPORT	1:27.638	1:27.969	1:28.429	1:28.531	1:28.634
8 Matevos ISAAKYAN	RUS	ARDEN MOTORSPORTS	1:27.905	1:27.949	1:28.276	1:28.325	1:28.726
16 Henrique CHAVES	POR	AVF	1:28.592	1:28.643	1:28.881	1:29.936	1:30.196
3 Kevin JÖRG	SWI	LOTUS	1:29.251	1:29.258	1:29.291	1:29.368	1:30.679
15 Beitske VISSER	NED	AVF	1:30.150	1:30.331	1:30.337	1:30.661	1:30.925



29

FORMULA V8 3.5
JEREZ, DECEMBER 5th - 7th 2016
DRIVERS COMBINED RESULTS

Or Driver	Nat	WET		WET/DRY		DRY		DRY		DRY		DRY		Best							
		Dec. 5th - AM		Dec. 5th - PM		Dec. 6th - AM		Dec. 6th - PM		Dec. 7th - AM		Dec. 7th - PM		Laps	TIME						
		FL	Laps	TIME	FL	Laps	TIME	FL	Laps	TIME	FL	Laps	TIME	FL	Laps	TIME					
1 Alex PALOU	ESP			---			---			---	42	28	1:26.801	31	31	1:26.668	59	1:26,668			
2 Dorian BOCCOLACCI	FRA	31	32	1:32.028	19	30	1:30.125	32	33	1:27.792	25	27	1:27.836	33	23	1:26.719	32	32	1:27.638	177	1:26,719
3 Roy NISSANY	ISR			---			---			---	25	25	1:26.731	26	26	1:27.298	51	1:26,731			
4 Egor ORUDZHEV	RUS			---			---			---	47	34	1:26.962	28	28	1:27.507	62	1:26,962			
5 Pietro FITTIPALDI	BRA			---			---	29	29	1:27.416	24	24	1:27.392	27	25	1:27.337	38	38	1:27.099	116	1:27,099
6 Alfonso CELIS Jr	MEX	34	34	1:31.380	24	29	1:29.749	20	27	1:28.327	15	19	1:29.344	17	17	1:27.127	22	22	1:27.248	148	1:27,127
7 Kevin JÖRG	SUI			---	31	40	1:29.816	22	23	1:28.202	15	20	1:29.578	31	31	1:27.277	15	45	1:29.251	159	1:27,277
8 Beitske VISSER	NED	32	32	1:32.596	26	32	1:29.318			---	30	29	1:27.390	14	14	1:30.150	107	1:27,390			
9 Facu REGALIA	ARG			---	27	30	1:30.846	19	19	1:29.041	24	26	1:28.264	41	24	1:27.402			---	99	1:27,402
10 Matevos ISAAKYAN	RUS			---			---	26	30	1:28.410	29	29	1:28.766	35	26	1:27.570	42	45	1:27.905	130	1:27,570
11 Steijn SCHOTHORST	NED	34	34	1:31.847	26	34	1:28.996	12	15	1:27.896	32	36	1:27.701			---			---	119	1:27,701
12 Damiano FIORAVANTI	ITA	31	31	1:33.224	24	24	1:28.607	17	25	1:27.709	12	14	1:29.017			---			---	94	1:27,709
13 Yu KANAMARU	JAP	12	13	1:32.947	17	20	1:30.603	19	21	1:27.771	25	27	1:27.712			---			---	81	1:27,712
14 Konstantin TERESCHENCO	RUS	31	33	1:33.667	33	34	1:29.000	17	17	1:27.791	19	22	1:27.825			---			---	106	1:27,791
15 René BINDER	AUT	23	23	1:41.041	35	36	1:28.924	18	19	1:27.997	20	25	1:27.990			---			---	103	1:27,990
16 Henrique CHAVES	POR			---			---	23	27	1:30.290	25	28	1:28.949	29	28	1:28.155	18	21	1:28.592	104	1:28,155
17 Diego MENCHACA	MEX	26	26	1:35.841	23	23	1:30.489	32	34	1:28.406	29	32	1:28.334			---			---	115	1:28,334
18 Harrison SCOTT	GBR	39	39	1:32.074	25	28	1:28.846			---			---			---			---	67	1:28,846
19 Max DEFOURNY	BEL	25	25	1:32.720	28	28	1:28.949			---			---			---			---	53	1:28,949
20 Josh BURDON	AUS	29	29	1:34.872			---			---			---			---			---	29	1:34,872

Resultados publicados a las 17.35 horas

Circuito de Jerez, 7 de Diciembre de 2016