

Jerez - 4423 m



10

**CIRCUITO DE JEREZ - CARDOSO SCHOOL**  
**Domingo, 17 de noviembre de 2019**  
**PISTA ABIERTA - DE 14:00 A 15:00**

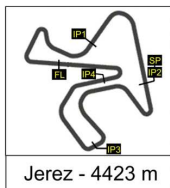
CONDICIONES ATMOSFERICAS: **Lluvioso**

ESTADO DE LA PISTA: **Mojada**

Ord. #	Piloto	Licencia	Club	Marca	NV	VR	Tiempo	Gap	Intv	VMax
1	8	Jose Mel FERNANDEZ PEÑ	CARDOSO SCHOOL		16	14	<b>2:11.592</b>	----	----	<b>213,1</b>
2	67	Udo SCHÄFER	CARDOSO SCHOOL		9	7	<b>2:11.673</b>	0.082	0.082	<b>215,7</b>
3	62	Juan Carlos POZO SALIDO	CARDOSO SCHOOL		10	10	<b>2:13.329</b>	1.737	1.655	<b>192,5</b>
4	30	Kelan SMITH	CARDOSO SCHOOL		11	11	<b>2:13.939</b>	2.348	0.611	<b>213,3</b>
5	136	José Rubén MENA LOPEZ	CARDOSO SCHOOL		15	15	<b>2:16.130</b>	4.538	2.190	<b>208,9</b>
6	33	Juan Manuel DONOSO CRE	CARDOSO SCHOOL	*	9	9	<b>2:20.712</b>	9.120	4.582	<b>173,9</b>
7	15	Moises HUMANES QUIROS	CARDOSO SCHOOL		11	10	<b>2:21.209</b>	9.618	0.498	<b>208,2</b>
8	158	Rafael MACIAS	CARDOSO SCHOOL		7	5	<b>2:21.475</b>	9.883	0.265	<b>197,4</b>
9	43	Damien CARSON	CARDOSO SCHOOL	*	16	14	<b>2:23.156</b>	11.564	1.681	<b>180,2</b>
10	27	Taran RAMDHANIE	CARDOSO SCHOOL	*	10	4	<b>2:23.445</b>	11.853	0.289	<b>196,0</b>
11	56	Marcelino LOPEZ	CARDOSO SCHOOL		5	3	<b>2:27.561</b>	15.970	4.117	<b>186,9</b>
12	19	Juan Francisco MANCILLA	CARDOSO SCHOOL		8	7	<b>2:27.591</b>	15.999	0.029	<b>197,4</b>
13	99	Aitor DE LA ENCINA	CARDOSO SCHOOL		11	9	<b>2:31.148</b>	19.556	3.557	<b>179,8</b>
14	55	Ullar LIIV	CARDOSO SCHOOL		9	9	<b>2:32.286</b>	20.694	1.138	<b>180,5</b>
15	68	Anthony SCULLY	CARDOSO SCHOOL		14	14	<b>2:32.457</b>	20.865	0.171	<b>194,2</b>
16	155	Jorge DIAZ SAEZ	CARDOSO SCHOOL		8	8	<b>2:34.883</b>	23.291	2.426	<b>181,1</b>
17	5	Mark DOWNES	CARDOSO SCHOOL		7	6	<b>2:36.938</b>	25.346	2.055	<b>172,7</b>
18	144	Fco Javier RIZO JARAMILL	CARDOSO SCHOOL		7	7	<b>2:45.274</b>	33.682	8.336	<b>169,5</b>
19	88	Jj O'KANE	CARDOSO SCHOOL		2	2	<b>2:48.884</b>	37.292	3.610	<b>165,2</b>
20	65	Lee ROGERS	CARDOSO SCHOOL		1	1	<b>2:48.908</b>	37.316	0.024	<b>166,6</b>
21	151	Jesús CAÑETE	CARDOSO SCHOOL		7	7	<b>2:49.307</b>	37.715	0.399	<b>166,1</b>
22	95	Keith TREACY	CARDOSO SCHOOL	*	2	2	<b>2:50.279</b>	38.688	0.973	<b>178,8</b>
23	143	Jose Manuel RAMOS GARC	CARDOSO SCHOOL		5	3	<b>3:04.144</b>	52.552	13.864	<b>160,6</b>
24	142	Pascual RAMOS BORREGO	CARDOSO SCHOOL		0	0	<b>PIT EXIT</b>	----	----	<b>115,3</b>
25	139	Jose Luis POLONIO ARJON	CARDOSO SCHOOL		0	0	<b>PIT EXIT</b>	----	----	<b>110,2</b>
26	148	Francisco ARJONA	CARDOSO SCHOOL		0	0	<b>PIT EXIT</b>	----	----	<b>104,2</b>

Circuito de Jerez, 17 DE NOVIEMBRE DE 2019

Hora:	Hora:	RESULTADOS PUBLICADOS A LAS 15:01 HORAS
-------	-------	---

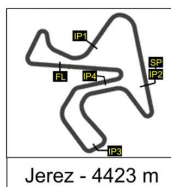


5

**CIRCUITO DE JEREZ - CARDOSO SCHOOL**  
**Domingo, 17 de noviembre de 2019**  
**ANÁLISIS - PISTA ABIERTA - DE 14:00 A 15:00**  
**5.- Mark DOWNES - CARDOSO SCHOOL**

Lap	Time	IP1	IP2	IP3	IP4	VMax	FL
1	14:03:29	39.852 39.852	22.522 1:02.374	49.241 1:51.615	30.430 2:22.045	150	18.243 <b>2:40.287</b>
2	14:06:18	41.690 41.690	24.345 1:06.035	51.306 1:57.341	32.164 2:29.505	153,9	19.553 <b>2:49.058</b>
3	14:41:37	39.833 39.833	22.498 1:02.331	48.693 1:51.024	31.978 2:23.002	161,3	32:56.373 <b>PIT EXIT</b>
4	14:44:25	45.201 45.201	23.054 1:08.255	50.597 1:58.852	30.359 2:29.211	166,5	18.839 <b>2:48.050</b>
5	14:47:07	40.350 40.350	22.677 1:03.027	50.136 1:53.163	30.227 2:23.390	159,5	18.798 <b>2:42.188</b>
6	14:49:44	39.721 39.721	<b>21.869</b> 1:01.590	<b>48.063</b> <b>1:49.653</b>	29.078 <b>2:18.731</b>	161	<b>18.207</b> <b>2:36.938</b>
7	14:52:22	39.644 39.644	21.984 1:01.628	48.783 1:50.411	<b>28.582</b> 2:18.993	172,7	18.754 <b>2:37.747</b>
8		<b>39.546</b> <b>39.546</b>	22.040 <b>1:01.586</b>	48.568 1:50.154	30.088 2:20.242	157,1	-----

Mejor Sectores	FL - IP1	IP1 - IP2	IP2 - IP3	IP3 - IP4	IP4 - FL
	<b>39.546</b>	<b>21.869</b>	<b>48.063</b>	<b>28.582</b>	<b>18.207</b>

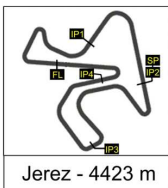


8

**CIRCUITO DE JEREZ - CARDOSO SCHOOL**  
**Domingo, 17 de noviembre de 2019**  
**ANÁLISIS - PISTA ABIERTA - DE 14:00 A 15:00**  
**8.- Jose Mel FERNANDEZ PEÑUELA - CARDOSO SCHOOL**

Lap	Time	IP1	IP2	IP3	IP4	VMax	FL
1	14:05:40	46.195 46.195	24.522 1:10.717	51.158 2:01.875	29.653 2:31.528	156,9	18.585 <b>2:50.113</b>
2	14:08:14	38.128 38.128	22.035 1:00.163	48.238 1:48.401	27.983 2:16.384	168,1	17.896 <b>2:34.280</b>
3	14:10:43	36.339 36.339	21.206 57.545	46.443 1:43.988	27.345 2:11.333	175,9	17.589 <b>2:28.922</b>
4	14:13:13	38.183 38.183	22.912 1:01.095	45.600 1:46.695	26.532 2:13.227	171,6	17.065 <b>2:30.291</b>
5	14:15:36	35.816 35.816	20.338 56.154	43.592 1:39.746	26.375 2:06.121	179,9	16.480 <b>2:22.601</b>
6	14:17:55	34.773 34.773	19.689 54.462	42.624 1:37.086	26.013 2:03.099	195,6	16.412 <b>2:19.511</b>
7	14:20:15	33.599 33.599	19.922 53.521	44.149 1:37.670	25.839 2:03.509	167,3	16.612 <b>2:20.121</b>
8	14:22:32	34.129 34.129	19.716 53.845	41.642 1:35.487	25.404 2:00.891	203	16.138 <b>2:17.029</b>
9	14:41:16	34.764 34.764	19.625 54.389	46.282 1:40.671	33.499 2:14.170	185,1	16:28.994 <b>PIT EXIT</b>
10	14:43:40	40.759 40.759	20.277 1:01.036	42.021 1:43.057	25.139 2:08.196	198,6	16.121 <b>2:24.317</b>
11	14:45:55	33.823 33.823	20.051 53.874	41.035 1:34.909	24.559 1:59.468	202,8	15.805 <b>2:15.273</b>
12	14:48:010	32.669 32.669	19.018 51.687	41.060 1:32.747	25.936 1:58.683	209,1	15.705 <b>2:14.388</b>
13	14:50:24	32.863 32.863	18.825 51.688	41.911 1:33.599	25.544 1:59.143	190,7	15.538 <b>2:14.681</b>
14	14:52:36	32.911 32.911	18.793 51.704	40.107 <b>1:31.811</b>	24.409 <b>1:56.220</b>	207,1	<b>15.372</b> <b>2:11.592</b>
15	14:54:48	<b>32.272</b> <b>32.272</b>	18.891 <b>51.163</b>	41.693 1:32.856	<b>24.050</b> 1:56.906	200	15.479 <b>2:12.385</b>
16	14:57:02	33.489 33.489	<b>18.745</b> 52.234	40.577 1:32.811	24.614 1:57.425	202,3	15.990 <b>2:13.415</b>
17		33.147 33.147	19.667 52.814	<b>39.769</b> 1:32.583	26.587 1:59.170	213,1	-----

Mejor Sectores	FL - IP1	IP1 - IP2	IP2 - IP3	IP3 - IP4	IP4 - FL
	<b>32.272</b>	<b>18.745</b>	<b>39.769</b>	<b>24.050</b>	<b>15.372</b>

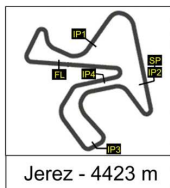


15

**CIRCUITO DE JEREZ - CARDOSO SCHOOL**  
**Domingo, 17 de noviembre de 2019**  
**ANÁLISIS - PISTA ABIERTA - DE 14:00 A 15:00**  
**15.- Moises HUMANES QUIROS - CARDOSO SCHOOL**

Lap	Time	IP1	IP2	IP3	IP4	VMax	FL
1	14:04:33	53.080 53.080	23.260 1:16.340	48.975 2:05.315	31.514 2:36.829	167	57.613 PIT EXIT
2	14:07:25	48.744 48.744	27.916 1:16.660	48.616 2:05.276	29.297 2:34.573	136,8	18.082 2:52.655
3	14:09:58	37.991 37.991	21.451 59.442	47.246 1:46.688	28.085 2:14.773	164,8	17.412 2:32.185
4	14:12:22	36.757 36.757	19.712 56.469	44.056 1:40.525	27.170 2:07.695	208,2	16.776 2:24.471
5	14:14:49	36.195 36.195	20.562 56.757	45.639 1:42.396	27.511 2:09.907	186,4	17.093 2:27.000
6	14:17:19	40.561 40.561	20.427 1:00.988	44.532 1:45.520	27.588 2:13.108	198	16.942 2:30.049
7	14:22:30	36.662 36.662	20.554 57.216	44.366 1:41.582	28.055 2:09.637	202	3:01.545 PIT EXIT
8	14:25:02	43.512 43.512	20.269 1:03.781	43.292 1:47.073	27.415 2:14.488	205,1	17.646 2:32.134
9	14:27:24	35.878 35.878	19.834 55.712	<u>43.045</u> 1:38.757	26.331 2:05.088	187,9	16.695 2:21.783
10	14:29:45	<u>35.615</u> <u>35.615</u>	19.735 55.350	43.060 <u>1:38.410</u>	<u>26.158</u> <u>2:04.568</u>	202,6	<u>16.642</u> <u>2:21.209</u>
11	14:32:09	36.480 36.480	20.088 56.568	43.577 1:40.145	26.646 2:06.791	178,5	16.948 2:23.739
12		35.956 35.956	<u>19.315</u> <u>55.271</u>	43.902 1:39.173	27.703 2:06.876	197,7	-----

<b>Mejor Sectores</b>	<b>FL - IP1</b>	<b>IP1 - IP2</b>	<b>IP2 - IP3</b>	<b>IP3 - IP4</b>	<b>IP4 - FL</b>
	<b>35.615</b>	<b>19.315</b>	<b>43.045</b>	<b>26.158</b>	<b>16.642</b>

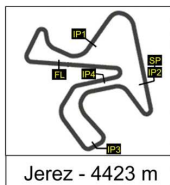


19

**CIRCUITO DE JEREZ - CARDOSO SCHOOL**  
**Domingo, 17 de noviembre de 2019**  
**ANÁLISIS - PISTA ABIERTA - DE 14:00 A 15:00**  
**19.- Juan Francisco MANCILLA - CARDOSO SCHOOL**

Lap	Time	IP1	IP2	IP3	IP4	VMax	FL
1	14:06:18	44.491 44.491	24.460 1:08.951	51.487 2:00.438	32.288 2:32.726	148,3	20.119 <b>2:52.845</b>
2	14:10:16	42.573 42.573	22.914 1:05.487	51.387 1:56.874	35.696 2:32.570	163,3	1:25.297 <b>PIT EXIT</b>
3	14:13:02	46.616 46.616	22.983 1:09.599	49.324 1:58.923	28.888 2:27.811	154,3	18.215 <b>2:46.026</b>
4	14:15:35	38.882 38.882	22.273 1:01.155	46.245 1:47.400	28.314 2:15.714	179,3	17.766 <b>2:33.480</b>
5	14:18:18	40.944 40.944	23.501 1:04.445	49.932 1:54.377	29.688 2:24.065	169,8	18.002 <b>2:42.066</b>
6	14:20:47	37.100 37.100	21.396 58.496	44.977 1:43.473	28.207 2:11.680	190	17.765 <b>2:29.445</b>
7	14:23:15	36.459 36.459	<u>21.119</u> <b>57.578</b>	44.903 1:42.481	27.737 2:10.218	197,3	<u>17.373</u> <b>2:27.591</b>
8	14:30:51	<u>35.899</u> <b>35.899</b>	21.693 57.592	<u>43.514</u> <b>1:41.106</b>	<u>27.592</u> <b>2:08.698</b>	197,4	5:27.844 <b>PIT EXIT</b>
9		1:07.025 1:07.025	29.220 1:36.245	52.437 2:28.682	35.344 3:04.026	131,3	-----

Mejor Sectores	FL - IP1	IP1 - IP2	IP2 - IP3	IP3 - IP4	IP4 - FL
	<b>35.899</b>	<b>21.119</b>	<b>43.514</b>	<b>27.592</b>	<b>17.373</b>

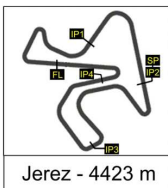


27

**CIRCUITO DE JEREZ - CARDOSO SCHOOL**  
**Domingo, 17 de noviembre de 2019**  
**ANÁLISIS - PISTA ABIERTA - DE 14:00 A 15:00**  
**27.- Taran RAMDHANIE - CARDOSO SCHOOL**

Lap	Time	IP1	IP2	IP3	IP4	VMax	FL
1	14:03:26	45.186 45.186	21.250 1:06.436	46.527 1:52.963	28.644 2:21.607	181,4	18.086 <b>2:39.693</b>
2	14:05:55	38.983 38.983	21.317 1:00.300	43.514 1:43.814	27.046 2:10.860	186,6	17.440 <b>2:28.300</b>
3	14:08:21	38.326 38.326	20.867 59.193	43.535 1:42.728	26.559 2:09.287	188,9	17.374 <b>2:26.661</b>
4	14:10:45	35.970 35.970	20.711 56.681	43.458 1:40.139	<b>26.207</b> 2:06.346	185,6	17.099 <b>2:23.445</b>
5	14:13:11	36.574 36.574	21.519 58.093	43.577 1:41.670	27.064 2:08.734	186,9	17.430 <b>2:26.164</b>
6	14:15:36	36.240 36.240	21.119 57.359	43.201 1:40.560	26.942 2:07.502	180,3	17.563 <b>2:25.065</b>
7	14:39:04	36.372 36.372	20.661 57.033	44.183 1:41.216	28.302 2:09.518	168,1	21:18.076 <b>PIT EXIT</b>
8	14:41:36	42.110 42.110	21.241 1:03.351	44.177 1:47.528	26.981 2:14.509	182,5	17.451 <b>2:31.960</b>
9	14:43:59	35.742 35.742	<b>20.431</b> 56.173	43.590 1:39.763	26.552 <b>2:06.315</b>	196	17.204 <b>2:23.519</b>
10	14:46:24	<b>35.412</b> <b>35.412</b>	21.580 56.992	44.026 1:41.018	26.672 2:07.690	190,7	17.149 <b>2:24.839</b>
11		35.688 35.688	20.432 <b>56.120</b>	<b>43.095</b> <b>1:39.215</b>	28.303 2:07.518	194,9	-----

Mejor Sectores	FL - IP1	IP1 - IP2	IP2 - IP3	IP3 - IP4	IP4 - FL
	<b>35.412</b>	<b>20.431</b>	<b>43.095</b>	<b>26.207</b>	<b>17.099</b>

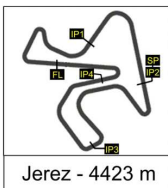


30

**CIRCUITO DE JEREZ - CARDOSO SCHOOL**  
**Domingo, 17 de noviembre de 2019**  
**ANÁLISIS - PISTA ABIERTA - DE 14:00 A 15:00**  
**30.- Kelan SMITH - CARDOSO SCHOOL**

Lap	Time	IP1	IP2	IP3	IP4	VMax	FL
1	14:15:02	44.014 44.014	24.810 1:08.824	51.384 2:00.208	32.441 2:32.649	148,6	1:16.947 PIT EXIT
2	14:17:36	38.853 38.853	21.688 1:00.541	47.438 1:47.979	27.909 2:15.888	197,4	17.832 2:33.720
3	14:19:56	34.696 34.696	20.170 54.866	42.588 1:37.454	25.980 2:03.434	201,5	16.517 2:19.951
4	14:22:15	33.799 33.799	19.981 53.780	42.147 1:35.927	26.371 2:02.298	211,7	16.401 2:18.699
5	14:24:34	34.599 34.599	20.174 54.773	42.243 1:37.016	25.948 2:02.964	213	16.533 2:19.497
6	14:46:35	35.292 35.292	20.518 55.810	43.400 1:39.210	28.979 2:08.189	206,1	19:53.159 PIT EXIT
7	14:49:04	43.119 43.119	20.439 1:03.558	43.251 1:46.809	25.599 2:12.408	209,1	16.433 2:28.841
8	14:51:20	33.831 33.831	<u>19.255</u> 53.086	41.075 1:34.161	25.226 1:59.387	213,3	16.005 2:15.392
9	14:53:35	34.048 34.048	19.614 53.662	40.780 1:34.442	25.309 1:59.751	212	<u>15.740</u> 2:15.491
10	14:55:51	33.498 33.498	19.288 <u>52.786</u>	40.921 1:33.707	<u>24.874</u> 1:58.581	213,2	17.154 2:15.735
11	14:58:05	<u>33.484</u> <u>33.484</u>	19.339 52.823	<u>40.344</u> <u>1:33.167</u>	24.967 <u>1:58.134</u>	211,4	15.806 2:13.939
12		35.341 35.341	22.019 57.360	41.909 1:39.269		209,9	-----

Mejor Sectores	FL - IP1	IP1 - IP2	IP2 - IP3	IP3 - IP4	IP4 - FL
	33.484	19.255	40.344	24.874	15.740



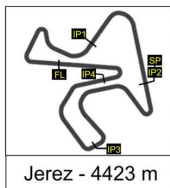
33

**CIRCUITO DE JEREZ - CARDOSO SCHOOL**  
**Domingo, 17 de noviembre de 2019**  
**ANÁLISIS - PISTA ABIERTA - DE 14:00 A 15:00**  
**33.- Juan Manuel DONOSO CRESPO - CARDOSO SCHOOL**

Lap	Time	IP1	IP2	IP3	IP4	VMax	FL
1	14:03:31	<u>34.491</u> 34.491	<u>20.432</u> 54.923	41.572 <u>1:36.495</u>	26.777 2:03.272	171,6	<u>17.975</u> 2:21.247
2	14:05:53	35.481 35.481	20.675 56.156	42.305 1:38.461	<u>25.004</u> 2:03.465	173,9	18.181 2:21.646
3	14:13:55	40.931 40.931	21.560 1:02.491	42.623 1:45.114	28.139 2:13.253	169,8	5:49.510 PIT EXIT
4	14:16:30	42.012 42.012	22.495 1:04.507	45.000 1:49.507	26.970 2:16.477	161,9	18.502 2:34.979
5	14:26:38	37.399 37.399	20.792 58.191	41.734 1:39.925	27.656 2:07.581	169,8	7:59.811 PIT EXIT
6	14:29:09	41.024 41.024	21.469 1:02.493	42.196 1:44.689	26.427 2:11.116	170,3	19.899 2:31.015
7	14:43:28	38.572 38.572	21.568 1:00.140	42.454 1:42.594	27.228 2:09.822	171,2	12:09.178 PIT EXIT
8	14:46:01	45.458 45.458	21.539 1:06.997	41.477 1:48.474	26.011 2:14.485	168,5	18.409 2:32.894
9	14:48:21	34.982 34.982	20.548 55.530	41.479 1:37.009	25.488 <u>2:02.497</u>	170,6	18.215 2:20.712
10		38.546 38.546	21.924 1:00.470	<u>41.418</u> 1:41.888	29.724 2:11.612	168,5	-----

Mejor Sectores	FL - IP1	IP1 - IP2	IP2 - IP3	IP3 - IP4	IP4 - FL
	34.491	20.432	41.418	25.004	17.975



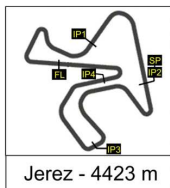


43

**CIRCUITO DE JEREZ - CARDOSO SCHOOL**  
**Domingo, 17 de noviembre de 2019**  
**ANÁLISIS - PISTA ABIERTA - DE 14:00 A 15:00**  
**43.- Damien CARSON - CARDOSO SCHOOL**

Lap	Time	IP1	IP2	IP3	IP4	VMax	FL
1	14:07:31	36.587 36.587	20.809 57.396	44.386 1:41.782	29.303 2:11.085	171,8	4:27.945 PIT EXIT
2	14:10:08	41.717 41.717	23.015 1:04.732	46.351 1:51.083	28.516 2:19.599	161,2	17.868 2:37.466
3	14:12:37	36.170 36.170	21.387 57.557	45.516 1:43.073	27.490 2:10.563	160	18.041 2:28.604
4	14:15:06	36.509 36.509	21.275 57.784	45.743 1:43.527	27.248 2:10.775	154,5	17.997 2:28.772
5	14:17:37	37.139 37.139	21.283 58.422	47.042 1:45.464	27.941 2:13.405	161,5	17.963 2:31.368
6	14:20:04	35.543 35.543	20.956 56.499	45.930 1:42.429	26.748 2:09.177	170,7	17.691 2:26.868
7	14:22:29	36.056 36.056	20.966 57.022	43.774 1:40.796	26.826 2:07.622	169,4	17.788 2:25.410
8	14:24:54	36.184 36.184	20.654 56.838	44.008 1:40.846	<u>26.102</u> 2:06.948	170	17.650 2:24.598
9	14:27:17	<u>35.445</u> <u>35.445</u>	21.113 56.558	43.279 1:39.837	26.341 2:06.178	180,2	<u>17.283</u> 2:23.460
10	14:29:42	35.740 35.740	21.367 57.107	44.301 1:41.408	26.334 2:07.742	163,1	17.492 2:25.234
11	14:32:07	36.006 36.006	20.812 56.818	44.028 1:40.846	26.471 2:07.317	163,4	17.494 2:24.811
12	14:34:31	35.582 35.582	20.774 56.356	43.544 1:39.900	26.164 2:06.064	169,3	17.452 2:23.516
13	14:36:55	35.978 35.978	20.846 56.824	43.669 1:40.493	26.136 2:06.629	165,2	17.509 2:24.138
14	14:39:18	35.976 35.976	<u>20.341</u> 56.317	<u>42.760</u> <u>1:39.077</u>	26.668 <u>2:05.745</u>	170,8	17.411 2:23.156
15	14:54:48	35.759 35.759	20.394 <u>56.153</u>	43.478 1:39.631	27.298 2:06.929	173	13:22.860 PIT EXIT
16	14:57:47	49.509 49.509	26.170 1:15.679	52.120 2:07.799	32.078 2:39.877	153,1	19.339 2:59.216
17		42.277 42.277	24.098 1:06.375	56.650 2:03.025		164,3	-----

Mejor Sectores	FL - IP1	IP1 - IP2	IP2 - IP3	IP3 - IP4	IP4 - FL
	35.445	20.341	42.760	26.102	17.283

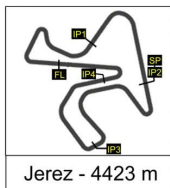


55

**CIRCUITO DE JEREZ - CARDOSO SCHOOL**  
**Domingo, 17 de noviembre de 2019**  
**ANÁLISIS - PISTA ABIERTA - DE 14:00 A 15:00**  
**55.- Ullar LIIV - CARDOSO SCHOOL**

Lap	Time	IP1	IP2	IP3	IP4	VMax	FL
1	14:22:20	47.320 47.320	25.593 1:12.913	51.993 2:04.906	32.219 2:37.125	143,8	19.812 <b>2:56.937</b>
2	14:25:03	41.064 41.064	23.475 1:04.539	48.049 1:52.588	31.229 2:23.817	167,9	19.674 <b>2:43.491</b>
3	14:29:45	42.052 42.052	22.908 1:04.960	46.945 1:51.905	31.302 2:23.207	171,1	2:18.966 <b>PIT EXIT</b>
4	14:32:31	46.528 46.528	23.216 1:09.744	48.004 1:57.748	29.158 2:26.906	167,5	18.856 <b>2:45.762</b>
5	14:35:08	39.669 39.669	21.892 1:01.561	46.696 1:48.257	30.100 2:18.357	174,6	18.591 <b>2:36.948</b>
6	14:37:47	39.104 39.104	22.498 1:01.602	48.679 1:50.281	30.507 2:20.788	174,5	18.615 <b>2:39.403</b>
7	14:40:23	38.380 38.380	21.661 1:00.041	47.904 1:47.945	29.674 2:17.619	179,6	18.193 <b>2:35.812</b>
8	14:42:58	<u>37.060</u> <u>37.060</u>	22.048 59.108	47.944 1:47.052	29.298 2:16.350	179	18.324 <b>2:34.674</b>
9	14:45:30	37.503 37.503	<u>20.890</u> <u>58.393</u>	47.039 <u>1:45.432</u>	<u>28.838</u> <u>2:14.270</u>	180,5	<u>18.016</u> <b>2:32.286</b>
10		38.713 38.713	21.538 1:00.251	<u>46.042</u> 1:46.293	29.618 2:15.911	174,4	-----

Mejor Sectores	FL - IP1	IP1 - IP2	IP2 - IP3	IP3 - IP4	IP4 - FL
	<b>37.060</b>	<b>20.890</b>	<b>46.042</b>	<b>28.838</b>	<b>18.016</b>

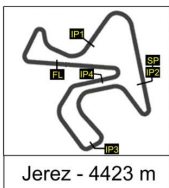


56

**CIRCUITO DE JEREZ - CARDOSO SCHOOL**  
**Domingo, 17 de noviembre de 2019**  
**ANÁLISIS - PISTA ABIERTA - DE 14:00 A 15:00**  
**56.- Marcelino LOPEZ - CARDOSO SCHOOL**

Lap	Time	IP1	IP2	IP3	IP4	VMax	FL
1	14:37:20	43.994 43.994	22.574 1:06.568	45.879 1:52.447	27.898 2:20.345	175,3	17.551 <b>2:37.896</b>
2	14:39:52	39.147 39.147	21.375 1:00.522	46.323 1:46.845	27.951 2:14.796	185,2	17.661 <b>2:32.456</b>
3	14:42:20	36.756 36.756	21.255 58.011	44.741 1:42.752	27.152 <b>2:09.904</b>	182,3	17.658 <b>2:27.561</b>
4	14:44:54	37.825 37.825	22.726 1:00.551	47.612 1:48.163	27.809 2:15.972	167	17.729 <b>2:33.701</b>
5	14:47:23	37.515 37.515	21.863 59.378	45.144 1:44.522	<b>27.120</b> 2:11.642	162,8	<b>17.502</b> <b>2:29.144</b>
6		<b>36.702</b> <b>36.702</b>	<b>21.008</b> <b>57.710</b>	<b>44.729</b> <b>1:42.439</b>	33.065 2:15.504	186,9	-----

Mejor Sectores	FL - IP1	IP1 - IP2	IP2 - IP3	IP3 - IP4	IP4 - FL
	<b>36.702</b>	<b>21.008</b>	<b>44.729</b>	<b>27.120</b>	<b>17.502</b>

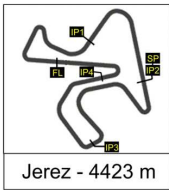


62

**CIRCUITO DE JEREZ - CARDOSO SCHOOL**  
**Domingo, 17 de noviembre de 2019**  
**ANÁLISIS - PISTA ABIERTA - DE 14:00 A 15:00**  
**62.- Juan Carlos POZO SALIDO - CARDOSO SCHOOL**

Lap	Time	IP1	IP2	IP3	IP4	VMax	FL
1	14:03:52	33.795 33.795	19.745 53.540	41.549 1:35.089	25.501 2:00.590	190,9	16.291 <b>2:16.881</b>
2	14:06:15	33.646 33.646	<b>19.419</b> 53.065	41.254 1:34.319	30.290 2:04.609	192,5	17.468 <b>2:22.077</b>
3	14:34:51	34.349 34.349	19.615 53.964	42.775 1:36.739	28.270 2:05.009	180,6	26:31.126 <b>PIT EXIT</b>
4	14:37:19	38.412 38.412	20.305 58.717	44.217 1:42.934	27.430 2:10.364	168,9	18.412 <b>2:28.776</b>
5	14:39:48	37.690 37.690	21.645 59.335	47.042 1:46.377	25.626 2:12.003	175,5	16.713 <b>2:28.716</b>
6	14:42:07	<b>32.901</b> <b>32.901</b>	20.089 52.990	42.627 1:35.617	26.994 2:02.611	184,4	16.195 <b>2:18.806</b>
7	14:44:53	37.102 37.102	22.964 1:00.066	51.550 1:51.616	35.566 2:27.182	147,6	19.248 <b>2:46.430</b>
8	14:47:22	36.917 36.917	22.332 59.249	43.868 1:43.117	27.255 2:10.372	175,6	18.160 <b>2:28.532</b>
9	14:49:47	33.085 33.085	19.883 <b>52.968</b>	42.728 1:35.696	32.152 2:07.848	192,4	17.182 <b>2:25.030</b>
10	14:52:00	33.877 33.877	19.699 53.576	<b>39.451</b> <b>1:33.027</b>	<b>24.206</b> <b>1:57.233</b>	190,2	<b>16.096</b> <b>2:13.329</b>
11		34.593 34.593	20.503 55.096	40.756 1:35.852	26.099 2:01.951	188,8	-----

<b>Mejor Sectores</b>	<b>FL - IP1</b>	<b>IP1 - IP2</b>	<b>IP2 - IP3</b>	<b>IP3 - IP4</b>	<b>IP4 - FL</b>
	<b>32.901</b>	<b>19.419</b>	<b>39.451</b>	<b>24.206</b>	<b>16.096</b>

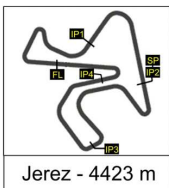


65

**CIRCUITO DE JEREZ - CARDOSO SCHOOL**  
**Domingo, 17 de noviembre de 2019**  
**ANÁLISIS - PISTA ABIERTA - DE 14:00 A 15:00**  
**65.- Lee ROGERS - CARDOSO SCHOOL**

Lap	Time	IP1	IP2	IP3	IP4	VMax	FL
1	14:59:34	<u>46.655</u> <u>46.655</u>	<u>25.154</u> <u>1:11.809</u>	<u>48.751</u> <u>2:00.560</u>	<u>30.384</u> <u>2:30.944</u>	166,6	<u>17.964</u> <u>2:48.908</u>
2							-----

Mejor Sectores	FL - IP1	IP1 - IP2	IP2 - IP3	IP3 - IP4	IP4 - FL
	46.655	25.154	48.751	30.384	17.964

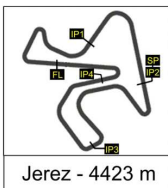


67

**CIRCUITO DE JEREZ - CARDOSO SCHOOL**  
**Domingo, 17 de noviembre de 2019**  
**ANÁLISIS - PISTA ABIERTA - DE 14:00 A 15:00**  
**67.- Udo SCHÄFER - CARDOSO SCHOOL**

Lap	Time	IP1	IP2	IP3	IP4	VMax	FL
1	14:03:51	33.590 33.590	19.106 52.696	40.733 1:33.429	25.024 1:58.453	202,5	16.557 <b>2:15.010</b>
2	14:34:56	33.388 33.388	19.344 52.732	42.344 1:35.076	25.894 2:00.970	193,4	29:04.221 <b>PIT EXIT</b>
3	14:37:20	38.002 38.002	19.998 58.000	41.061 1:39.061	27.282 2:06.343	198,5	17.592 <b>2:23.935</b>
4	14:39:52	39.256 39.256	21.519 1:00.775	46.138 1:46.913	27.783 2:14.696	188	17.092 <b>2:31.787</b>
5	14:42:06	<u>32.116</u> <u>32.116</u>	18.472 50.588	41.473 1:32.061	25.618 1:57.679	211	15.959 <b>2:13.638</b>
6	14:44:18	33.405 33.405	18.767 52.172	40.256 1:32.428	24.394 1:56.822	211,6	15.959 <b>2:12.781</b>
7	14:46:30	32.834 32.834	18.503 51.337	<u>40.051</u> <u>1:31.388</u>	24.393 1:55.781	215,7	<u>15.893</u> <b>2:11.673</b>
8	14:48:42	32.313 32.313	<u>18.264</u> <u>50.577</u>	41.064 1:31.641	<u>23.820</u> <u>1:55.461</u>	199,2	16.407 <b>2:11.868</b>
9	14:50:58	33.668 33.668	18.819 52.487	42.265 1:34.752	24.478 1:59.230	214,2	16.631 <b>2:15.861</b>
10		33.306 33.306	19.490 52.796	40.902 1:33.698	25.640 1:59.338	198,1	-----

Mejor Sectores	FL - IP1	IP1 - IP2	IP2 - IP3	IP3 - IP4	IP4 - FL
	<b>32.116</b>	<b>18.264</b>	<b>40.051</b>	<b>23.820</b>	<b>15.893</b>

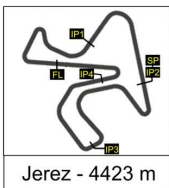


68

**CIRCUITO DE JEREZ - CARDOSO SCHOOL**  
**Domingo, 17 de noviembre de 2019**  
**ANÁLISIS - PISTA ABIERTA - DE 14:00 A 15:00**  
**68.- Anthony SCULLY - CARDOSO SCHOOL**

Lap	Time	IP1	IP2	IP3	IP4	VMax	FL
1	14:12:07	47.965 47.965	24.941 1:12.906	56.107 2:09.013	32.976 2:41.989	165,1	18.919 <b>3:00.908</b>
2	14:14:55	40.867 40.867	23.706 1:04.573	52.616 1:57.189	31.911 2:29.100	172,6	18.988 <b>2:48.088</b>
3	14:17:43	43.081 43.081	23.477 1:06.558	51.681 1:58.239	30.634 2:28.873	181	18.890 <b>2:47.763</b>
4	14:20:31	40.732 40.732	24.251 1:04.983	52.228 1:57.211	31.860 2:29.071	161,4	18.843 <b>2:47.914</b>
5	14:23:18	41.818 41.818	24.469 1:06.287	51.860 1:58.147	31.261 2:29.408	173,2	18.365 <b>2:47.773</b>
6	14:26:04	41.652 41.652	24.070 1:05.722	50.975 1:56.697	30.509 2:27.206	179,3	18.028 <b>2:45.233</b>
7	14:29:39	40.867 40.867	24.289 1:05.156	52.292 1:57.448	33.293 2:30.741	167,9	1:04.892 <b>PIT EXIT</b>
8	14:32:27	50.244 50.244	22.511 1:12.755	47.940 2:00.695	29.493 2:30.188	194,2	17.579 <b>2:47.767</b>
9	14:35:06	40.044 40.044	22.189 1:02.233	49.088 1:51.321	30.265 2:21.586	180	17.691 <b>2:39.277</b>
10	14:37:45	39.987 39.987	22.544 1:02.531	48.835 1:51.366	30.099 2:21.465	175,9	17.245 <b>2:38.710</b>
11	14:40:21	39.127 39.127	22.211 1:01.338	48.258 1:49.596	29.432 2:19.028	186,9	17.171 <b>2:36.199</b>
12	14:42:55	38.086 38.086	22.338 1:00.424	47.951 1:48.375	28.981 2:17.356	180,2	<u>16.826</u> <b>2:34.182</b>
13	14:45:28	37.511 37.511	22.400 59.911	47.060 1:46.971	28.717 2:15.688	176,4	16.923 <b>2:32.611</b>
14	14:48:00	37.346 37.346	<u>21.890</u> <b>59.236</b>	46.779 <b>1:46.015</b>	<u>28.661</u> <b>2:14.676</b>	172,5	17.781 <b>2:32.457</b>
15		<u>37.047</u> <b>37.047</b>	22.839 59.886	<u>46.358</u> 1:46.244	29.994 2:16.238	177,7	-----

Mejor Sectores	FL - IP1	IP1 - IP2	IP2 - IP3	IP3 - IP4	IP4 - FL
	<b>37.047</b>	<b>21.890</b>	<b>46.358</b>	<b>28.661</b>	<b>16.826</b>



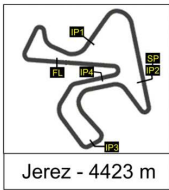
88

**CIRCUITO DE JEREZ - CARDOSO SCHOOL**  
**Domingo, 17 de noviembre de 2019**  
**ANÁLISIS - PISTA ABIERTA - DE 14:00 A 15:00**  
**88.- Jj O'KANE - CARDOSO SCHOOL**

Lap	Time	IP1	IP2	IP3	IP4	VMax	FL
1	14:20:19	54.029 54.029	25.242 1:19.271	54.797 2:14.068	32.802 2:46.870	137,1	20.563 3:07.433
2	14:23:08	42.476 42.476	<u>23.842</u> 1:06.318	<u>51.016</u> 1:57.334	<u>31.978</u> <u>2:29.312</u>	150,4	<u>19.572</u> 2:48.884
3		<u>41.301</u> <u>41.301</u>	23.970 <u>1:05.271</u>	51.033 <u>1:56.304</u>	34.744 2:31.048	165,2	-----

Mejor Sectores	FL - IP1	IP1 - IP2	IP2 - IP3	IP3 - IP4	IP4 - FL
	41.301	23.842	51.016	31.978	19.572



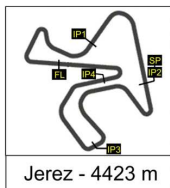


95

**CIRCUITO DE JEREZ - CARDOSO SCHOOL**  
**Domingo, 17 de noviembre de 2019**  
**ANÁLISIS - PISTA ABIERTA - DE 14:00 A 15:00**  
**95.- Keith TREACY - CARDOSO SCHOOL**

Lap	Time	IP1	IP2	IP3	IP4	VMax	FL
1	14:12:07	48.883 48.883	24.740 1:13.623	55.988 2:09.611	32.566 2:42.177	164	20.507 3:02.684
2	14:14:57	42.522 42.522	<u>23.420</u> <u>1:05.942</u>	52.588 1:58.530	<u>31.945</u> <u>2:30.475</u>	169,2	<u>19.805</u> <u>2:50.279</u>
3		<u>42.492</u> <u>42.492</u>	23.459 1:05.951	<u>52.107</u> <u>1:58.058</u>	32.531 2:30.589	178,8	-----

Mejor Sectores	FL - IP1	IP1 - IP2	IP2 - IP3	IP3 - IP4	IP4 - FL
	42.492	23.420	52.107	31.945	19.805

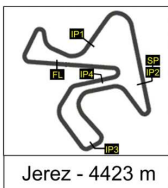


99

**CIRCUITO DE JEREZ - CARDOSO SCHOOL**  
**Domingo, 17 de noviembre de 2019**  
**ANÁLISIS - PISTA ABIERTA - DE 14:00 A 15:00**  
**99.- Aitor DE LA ENCINA - CARDOSO SCHOOL**

Lap	Time	IP1	IP2	IP3	IP4	VMax	FL
1	14:04:56	44.561 44.561	26.201 1:10.762	54.025 2:04.787	34.615 2:39.402	146,1	20.173 <b>2:59.574</b>
2	14:07:53	42.722 42.722	25.877 1:08.599	54.096 2:02.695	34.597 2:37.292	138,6	19.441 <b>2:56.733</b>
3	14:10:40	40.661 40.661	24.247 1:04.908	51.220 1:56.128	32.009 2:28.137	155,8	19.289 <b>2:47.425</b>
4	14:13:25	39.925 39.925	24.087 1:04.012	50.414 1:54.426	31.655 2:26.081	158,8	18.872 <b>2:44.953</b>
5	14:43:50	40.338 40.338	24.293 1:04.631	51.140 1:55.771	34.644 2:30.415	168,5	27:54.238 <b>PIT EXIT</b>
6	14:46:39	43.109 43.109	24.242 1:07.351	51.512 1:58.863	31.023 2:29.886	172	18.674 <b>2:48.560</b>
7	14:49:20	39.946 39.946	22.887 1:02.833	50.491 1:53.324	30.033 2:23.357	173,2	18.000 <b>2:41.357</b>
8	14:51:56	38.654 38.654	22.708 1:01.362	47.382 1:48.744	29.296 2:18.040	173,9	17.571 <b>2:35.611</b>
9	14:54:27	37.357 37.357	22.129 59.486	<u>45.876</u> <b>1:45.362</b>	<u>28.474</u> <b>2:13.836</b>	179,8	17.312 <b>2:31.148</b>
10	14:56:59	<u>37.140</u> <b>37.140</b>	21.790 58.930	46.589 1:45.519	29.193 2:14.712	179,4	<u>17.267</u> <b>2:31.979</b>
11	14:59:32	37.149 37.149	<u>21.718</u> <b>58.867</b>	47.906 1:46.773	29.126 2:15.899	171,3	<u>17.267</u> <b>2:33.166</b>
12							-----

Mejor Sectores	FL - IP1	IP1 - IP2	IP2 - IP3	IP3 - IP4	IP4 - FL
	<b>37.140</b>	<b>21.718</b>	<b>45.876</b>	<b>28.474</b>	<b>17.267</b>

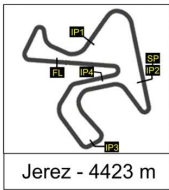


136

**CIRCUITO DE JEREZ - CARDOSO SCHOOL**  
**Domingo, 17 de noviembre de 2019**  
**ANÁLISIS - PISTA ABIERTA - DE 14:00 A 15:00**  
**136.- José Rubén MENA LOPEZ - CARDOSO SCHOOL**

Lap	Time	IP1	IP2	IP3	IP4	VMax	FL
<b>1</b>	14:03:33	44.389 44.389	22.005 1:06.394	50.013 1:56.407	28.948 2:25.355	152,8	17.749 <b>2:43.104</b>
<b>2</b>	14:06:05	38.025 38.025	23.142 1:01.167	44.953 1:46.120	27.623 2:13.743	194,9	18.688 <b>2:32.431</b>
<b>3</b>	14:08:32	36.469 36.469	20.404 56.873	46.029 1:42.902	26.621 2:09.523	169,3	17.154 <b>2:26.677</b>
<b>4</b>	14:10:55	35.173 35.173	19.947 55.120	46.124 1:41.244	25.368 2:06.612	184,6	16.807 <b>2:23.419</b>
<b>5</b>	14:13:18	34.958 34.958	20.351 55.309	44.968 1:40.277	25.975 2:06.252	175,5	16.820 <b>2:23.072</b>
<b>6</b>	14:15:38	34.691 34.691	19.502 54.193	43.893 1:38.086	25.120 2:03.206	190,3	16.520 <b>2:19.726</b>
<b>7</b>	14:17:56	35.108 35.108	19.666 54.774	42.281 1:37.055	24.852 2:01.907	190,1	15.863 <b>2:17.770</b>
<b>8</b>	14:20:12	33.981 33.981	18.925 52.906	41.798 1:34.704	26.130 2:00.834	203	15.996 <b>2:16.830</b>
<b>9</b>	14:28:06	34.837 34.837	19.626 54.463	43.204 1:37.667	27.029 2:04.696	181,6	5:48.379 <b>PIT EXIT</b>
<b>10</b>	14:30:32	39.154 39.154	20.675 59.829	44.635 1:44.464	25.242 2:09.706	166,9	16.253 <b>2:25.959</b>
<b>11</b>	14:32:53	36.232 36.232	20.031 56.263	43.431 1:39.694	24.743 2:04.437	189,7	16.652 <b>2:21.089</b>
<b>12</b>	14:35:010	34.512 34.512	19.229 53.741	42.683 1:36.424	24.542 2:00.966	190,7	16.276 <b>2:17.242</b>
<b>13</b>	14:37:28	37.088 37.088	18.966 56.054	42.209 1:38.263	<u>24.392</u> 2:02.655	197,4	16.000 <b>2:18.654</b>
<b>14</b>	14:39:48	34.085 34.085	<u>18.651</u> 52.736	46.306 1:39.042	25.406 2:04.448	208,9	<u>15.430</u> <b>2:19.878</b>
<b>15</b>	14:42:04	<u>33.951</u> <u>33.951</u>	18.708 <u>52.659</u>	<u>41.717</u> <u>1:34.376</u>	25.333 <u>1:59.709</u>	205,4	16.421 <b>2:16.130</b>
<b>16</b>		34.215 34.215	19.109 53.324	42.549 1:35.873	28.027 2:03.900	205,6	-----

Mejor Sectores	FL - IP1	IP1 - IP2	IP2 - IP3	IP3 - IP4	IP4 - FL
	<b>33.951</b>	<b>18.651</b>	<b>41.717</b>	<b>24.392</b>	<b>15.430</b>

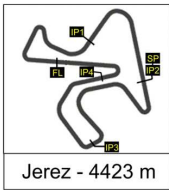


139

**CIRCUITO DE JEREZ - CARDOSO SCHOOL**  
**Domingo, 17 de noviembre de 2019**  
**ANÁLISIS - PISTA ABIERTA - DE 14:00 A 15:00**  
**139.- Jose Luis POLONIO ARJONA - CARDOSO SCHOOL**

Lap	Time	IP1	IP2	IP3	IP4	VMax	FL
1		<a href="#">57.873</a> <a href="#">57.873</a>	<a href="#">31.599</a> <a href="#">1:29.472</a>	<a href="#">1:02.320</a> <a href="#">2:31.792</a>		110,2	-----

Mejor Sectores	FL - IP1	IP1 - IP2	IP2 - IP3	IP3 - IP4	IP4 - FL
	57.873	31.599	1:02.320	-----	-----

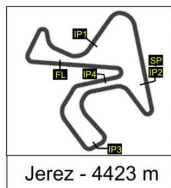


142

**CIRCUITO DE JEREZ - CARDOSO SCHOOL**  
**Domingo, 17 de noviembre de 2019**  
**ANÁLISIS - PISTA ABIERTA - DE 14:00 A 15:00**  
**142.- Pascual RAMOS BORREGO - CARDOSO SCHOOL**

Lap	Time	IP1	IP2	IP3	IP4	VMax	FL
1		<a href="#">59.325</a> <a href="#">59.325</a>	<a href="#">31.305</a> <a href="#">1:30.630</a>	<a href="#">1:01.638</a> <a href="#">2:32.268</a>		115,3	-----

Mejor Sectores	FL - IP1	IP1 - IP2	IP2 - IP3	IP3 - IP4	IP4 - FL
	59.325	31.305	1:01.638	-----	-----

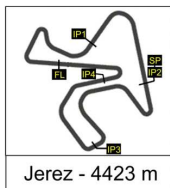


143

**CIRCUITO DE JEREZ - CARDOSO SCHOOL**  
**Domingo, 17 de noviembre de 2019**  
**ANÁLISIS - PISTA ABIERTA - DE 14:00 A 15:00**  
**143.- Jose Manuel RAMOS GARCIA - CARDOSO SCHOOL**

Lap	Time	IP1	IP2	IP3	IP4	VMax	FL
1	14:45:23	59.019 59.019	28.383 1:27.402	58.770 2:26.172	35.861 3:02.033	132,2	21.089 <b>3:23.122</b>
2	14:48:36	50.226 50.226	26.118 1:16.344	1:00.430 2:16.774	35.588 2:52.362	135,9	<u>20.047</u> <b>3:12.409</b>
3	14:51:40	47.371 47.371	26.275 1:13.646	55.120 2:08.766	35.141 2:43.907	144,9	20.237 <b>3:04.144</b>
4	14:54:45	45.020 45.020	26.138 1:11.158	58.902 2:10.060	<u>35.086</u> 2:45.146	141,6	20.266 <b>3:05.412</b>
5	14:57:49	45.536 45.536	26.448 1:11.984	56.379 2:08.363	35.202 <u>2:43.565</u>	143,2	20.591 <b>3:04.156</b>
6		<u>43.603</u> <u>43.603</u>	<u>24.761</u> <u>1:08.364</u>	<u>54.662</u> <u>2:03.026</u>		160,6	-----

Mejor Sectores	FL - IP1	IP1 - IP2	IP2 - IP3	IP3 - IP4	IP4 - FL
	43.603	24.761	54.662	35.086	20.047

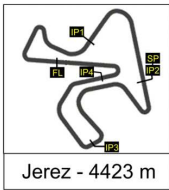


144

**CIRCUITO DE JEREZ - CARDOSO SCHOOL**  
**Domingo, 17 de noviembre de 2019**  
**ANÁLISIS - PISTA ABIERTA - DE 14:00 A 15:00**  
**144.- Fco Javier RIZO JARAMILLO - CARDOSO SCHOOL**

Lap	Time	IP1	IP2	IP3	IP4	VMax	FL
1	14:31:06	57.222 57.222	25.267 1:22.489	55.641 2:18.130	32.605 2:50.735	143,3	19.387 <b>3:10.122</b>
2	14:33:55	43.107 43.107	23.383 1:06.490	51.301 1:57.791	32.149 2:29.940	153,4	18.832 <b>2:48.772</b>
3	14:36:41	42.089 42.089	23.457 1:05.546	51.213 1:56.759	<b>30.632</b> 2:27.391	147,5	19.045 <b>2:46.436</b>
4	14:39:27	41.721 41.721	23.270 1:04.991	50.594 1:55.585	30.906 2:26.491	160,1	19.621 <b>2:46.112</b>
5	14:42:13	42.176 42.176	23.928 1:06.104	<b>49.039</b> <b>1:55.143</b>	30.982 <b>2:26.125</b>	163,1	19.366 <b>2:45.491</b>
6	14:45:01	42.981 42.981	23.614 1:06.595	52.095 1:58.690	30.731 2:29.421	147,1	19.194 <b>2:48.615</b>
7	14:47:46	<b>41.468</b> <b>41.468</b>	23.331 <b>1:04.799</b>	50.809 1:55.608	30.842 2:26.450	155,4	<b>18.824</b> <b>2:45.274</b>
8		41.686 41.686	<b>23.117</b> 1:04.803	50.839 1:55.642	32.908 2:28.550	169,5	-----

Mejor Sectores	FL - IP1	IP1 - IP2	IP2 - IP3	IP3 - IP4	IP4 - FL
	<b>41.468</b>	<b>23.117</b>	<b>49.039</b>	<b>30.632</b>	<b>18.824</b>



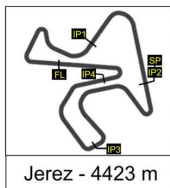
148

**CIRCUITO DE JEREZ - CARDOSO SCHOOL**  
**Domingo, 17 de noviembre de 2019**  
**ANÁLISIS - PISTA ABIERTA - DE 14:00 A 15:00**  
**148.- Francisco ARJONA - CARDOSO SCHOOL**

Lap	Time	IP1	IP2	IP3	IP4	VMax	FL
1		<a href="#">55.147</a> <a href="#">55.147</a>	<a href="#">31.601</a> <a href="#">1:26.748</a>	<a href="#">1:02.266</a> <a href="#">2:29.014</a>		104,2	-----

Mejor Sectores	FL - IP1	IP1 - IP2	IP2 - IP3	IP3 - IP4	IP4 - FL
	55.147	31.601	1:02.266	-----	-----



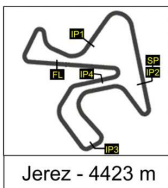


151

**CIRCUITO DE JEREZ - CARDOSO SCHOOL**  
**Domingo, 17 de noviembre de 2019**  
**ANÁLISIS - PISTA ABIERTA - DE 14:00 A 15:00**  
**151.- Jesús CAÑETE - CARDOSO SCHOOL**

Lap	Time	IP1	IP2	IP3	IP4	VMax	FL
1	14:42:05	57.886 57.886	31.045 1:28.931	57.443 2:26.374	36.030 3:02.404	140,3	22.424 <b>3:24.828</b>
2	14:45:12	46.754 46.754	26.990 1:13.744	57.970 2:11.714	34.325 2:46.039	142	21.616 <b>3:07.655</b>
3	14:48:15	45.619 45.619	26.456 1:12.075	56.505 2:08.580	34.297 2:42.877	146,2	20.247 <b>3:03.124</b>
4	14:51:15	44.462 44.462	26.257 1:10.719	54.468 2:05.187	33.915 2:39.102	166,1	20.092 <b>2:59.194</b>
5	14:54:11	43.563 43.563	25.362 1:08.925	52.775 2:01.700	32.889 2:34.589	157,2	21.484 <b>2:56.073</b>
6	14:57:04	42.865 42.865	25.052 1:07.917	52.612 2:00.529	32.747 2:33.276	161,1	<u>19.749</u> <b>2:53.025</b>
7	14:59:53	<u>42.501</u> <u>42.501</u>	<u>24.605</u> <u>1:07.106</u>	<u>50.276</u> <u>1:57.382</u>	<u>31.766</u> <u>2:29.148</u>	153,5	20.159 <b>2:49.307</b>
8							-----

Mejor Sectores	FL - IP1	IP1 - IP2	IP2 - IP3	IP3 - IP4	IP4 - FL
	42.501	24.605	50.276	31.766	19.749

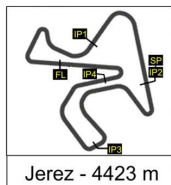


155

**CIRCUITO DE JEREZ - CARDOSO SCHOOL**  
**Domingo, 17 de noviembre de 2019**  
**ANÁLISIS - PISTA ABIERTA - DE 14:00 A 15:00**  
**155.- Jorge DIAZ SAEZ - CARDOSO SCHOOL**

Lap	Time	IP1	IP2	IP3	IP4	VMax	FL
1	14:39:22	49.231 49.231	27.788 1:17.019	56.160 2:13.179	34.199 2:47.378	137,6	20.532 <b>3:07.910</b>
2	14:42:14	46.982 46.982	24.689 1:11.671	50.598 2:02.269	30.530 2:32.799	154,4	19.368 <b>2:52.167</b>
3	14:45:02	42.597 42.597	24.041 1:06.638	51.700 1:58.338	30.313 2:28.651	158,8	19.626 <b>2:48.277</b>
4	14:47:47	40.902 40.902	23.496 1:04.398	50.724 1:55.122	30.620 2:25.742	156,3	19.299 <b>2:45.041</b>
5	14:50:32	41.282 41.282	23.491 1:04.773	50.338 1:55.111	30.631 2:25.742	172,6	18.811 <b>2:44.553</b>
6	14:53:010	39.397 39.397	22.672 1:02.069	48.492 1:50.561	29.597 2:20.158	164,9	<u>18.363</u> <b>2:38.521</b>
7	14:55:52	42.710 42.710	22.959 1:05.669	48.319 1:53.988	28.845 2:22.833	171,2	18.477 <b>2:41.309</b>
8	14:58:27	<u>37.928</u> <b>37.928</b>	<u>22.527</u> <b>1:00.455</b>	<u>47.118</u> <b>1:47.573</b>	<u>28.668</u> <b>2:16.241</b>	181,1	18.642 <b>2:34.883</b>
9		38.462 38.462	23.011 1:01.473			173,7	-----

Mejor Sectores	FL - IP1	IP1 - IP2	IP2 - IP3	IP3 - IP4	IP4 - FL
	<b>37.928</b>	<b>22.527</b>	<b>47.118</b>	<b>28.668</b>	<b>18.363</b>



158

**CIRCUITO DE JEREZ - CARDOSO SCHOOL**  
**Domingo, 17 de noviembre de 2019**  
**ANÁLISIS - PISTA ABIERTA - DE 14:00 A 15:00**  
**158.- Rafael MACIAS - CARDOSO SCHOOL**

Lap	Time	IP1	IP2	IP3	IP4	VMax	FL
1	14:07:12	53.398 53.398	22.814 1:16.212	48.674 2:04.886	28.463 2:33.349	181,9	17.601 <b>2:50.950</b>
2	14:09:38	36.070 36.070	20.634 56.704	45.515 1:42.219	26.841 2:09.060	185,5	16.853 <b>2:25.913</b>
3	14:12:05	35.877 35.877	20.541 56.418	43.672 1:40.090	29.082 2:09.172	187,7	17.948 <b>2:27.120</b>
4	14:14:27	35.447 35.447	20.069 55.516	43.398 1:38.914	26.724 2:05.638	197,4	<u>16.432</u> <b>2:22.070</b>
5	14:16:49	<u>35.347</u> <u>35.347</u>	<u>19.785</u> <u>55.132</u>	<u>42.922</u> <u>1:38.054</u>	<u>26.222</u> <u>2:04.276</u>	185,4	17.199 <b>2:21.475</b>
6	14:23:34	37.696 37.696	21.094 58.790	45.461 1:44.251	32.381 2:16.632	193,8	4:28.486 <b>PIT EXIT</b>
7	14:26:19	44.503 44.503	22.354 1:06.857	48.818 1:55.675	29.553 2:25.228	163,7	20.519 <b>2:45.747</b>
8		41.774 41.774	22.385 1:04.159	48.885 1:53.044	33.213 2:26.257	167	-----

Mejor Sectores	FL - IP1	IP1 - IP2	IP2 - IP3	IP3 - IP4	IP4 - FL
	<b>35.347</b>	<b>19.785</b>	<b>42.922</b>	<b>26.222</b>	<b>16.432</b>