

Jerez - 4423 m



12

CIRCUITO DE JEREZ - CARDOSO SCHOOL
Sábado, 16 de Noviembre de 2019
GRUPO AZUL - TANDA 3

CONDICIONES ATMOSFERICAS: **Soleado**

ESTADO DE LA PISTA: **Seca**

Ord. #	Piloto	Licencia	Club	Marca	NV	VR	Tiempo	Gap	Intv	VMax
1	128	Javier GOMEZ REQUENA	CARDOSO SCHOOL		8	8	2:06.758	----	----	218,8
2	123	Oscar AZCOITI PURROY	CARDOSO SCHOOL	*	8	7	2:09.741	2.983	2.983	225,9
3	124	Antonio BERMUDO LOPEZ	CARDOSO SCHOOL	*	8	5	2:11.176	4.418	1.435	215,2
4	146	Ruben VINAGRE	CARDOSO SCHOOL		8	6	2:14.799	8.041	3.623	219,2
5	126	Antonio DE TORRE	CARDOSO SCHOOL		8	2	2:21.804	15.046	7.005	188,4
6	139	Fabiano PAIVA	CARDOSO SCHOOL		6	2	2:32.196	25.439	10.393	193,8
7	136	Antonio NIETO GARCIA	CARDOSO SCHOOL		6	6	2:33.232	26.474	1.035	187,7
8	137	Iñigo OSORIO ANAYA	CARDOSO SCHOOL		6	6	2:35.420	28.663	2.189	184,4
9	133	Jose Luis MORALES FERN	CARDOSO SCHOOL		7	6	2:35.937	29.179	0.516	176,0
10	147	Humberto GUEVARA	CARDOSO SCHOOL		7	6	2:35.979	29.222	0.043	179,5
11	129	Iván IGLESIAS GOBERNAD	CARDOSO SCHOOL		7	6	2:37.692	30.934	1.712	184,5
12	138	Alvaro OSSORIO ANAYA	CARDOSO SCHOOL	*	6	6	2:44.479	37.721	6.787	161,9
13	141	Juan Pedro PIÑA ORTEGA	CARDOSO SCHOOL	*	6	6	2:45.406	38.648	0.927	200,2
14	143	Arturo VELA RIQUELME	CARDOSO SCHOOL		6	6	2:51.669	44.911	6.263	171,7
15	148	Agustin	CARDOSO SCHOOL		6	6	2:52.172	45.414	0.503	179,9
16	121	Abdo AL ADIB MENDIRI	CARDOSO SCHOOL		6	3	2:52.223	45.465	0.051	167,0
17	125	Sergio BORREGA IGNACIO	CARDOSO SCHOOL		4	4	2:53.175	46.417	0.952	148,1
18	140	Juan PÉREZ REYES	CARDOSO SCHOOL		5	4	2:55.508	48.750	2.333	187,3
19	134	Manuel MURIEL ROMÁN	CARDOSO SCHOOL		6	3	2:55.992	49.234	0.484	156,1
20	131	Andres Jesus LEFLET PAL	CARDOSO SCHOOL	*	5	5	3:04.230	57.472	8.238	149,2
21	91	Oscar GONZÁLEZ REQUEJ	CARDOSO SCHOOL		5	5	3:10.977	1:04.219	6.747	167,6
22	149	DESCONOCIDO	CARDOSO SCHOOL		1	1	3:11.380	1:04.622	0.403	195,1
23	132	Ricardo MATEO	CARDOSO SCHOOL		5	4	3:18.835	1:12.077	7.455	138,6

Circuito de Jerez, 16 DE NOVIEMBRE DE 2019

Hora:	Hora:	RESULTADOS PUBLICADOS A LAS 15:06 HORAS
-------	-------	---



91

CIRCUITO DE JEREZ - CARDOSO SCHOOL
Sábado, 16 de Noviembre de 2019
ANÁLISIS - GRUPO AZUL - TANDA 3
91.- Oscar GONZÁLEZ REQUEJO - CARDOSO SCHOOL

Lap	Time	IP1	IP2	IP3	IP4	VMax	FL
1	14:44:47	55.125 55.125	30.025 1:25.150	1:07.137 2:32.287	38.064 3:10.351	128,9	27.269 3:37.620
2	14:48:04	48.249 48.249	28.175 1:16.424	59.687 2:16.111	37.519 2:53.630	124,7	22.703 3:16.333
3	14:51:42	48.559 48.559	29.477 1:18.036	1:05.556 2:23.592	40.590 3:04.182	137	34.419 3:38.601
4	14:54:56	49.342 49.342	<u>27.242</u> 1:16.584	57.318 2:13.902	37.337 2:51.239	167,6	22.423 3:13.662
5	14:58:07	<u>47.610</u> <u>47.610</u>	27.611 <u>1:15.221</u>	<u>57.096</u> <u>2:12.317</u>	<u>36.293</u> <u>2:48.610</u>	159,7	<u>22.367</u> 3:10.977
6		49.730 49.730	28.100 1:17.830			141	-----

Mejor Sectores	FL - IP1	IP1 - IP2	IP2 - IP3	IP3 - IP4	IP4 - FL
	47.610	27.242	57.096	36.293	22.367

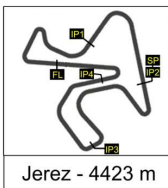


121

CIRCUITO DE JEREZ - CARDOSO SCHOOL
Sábado, 16 de Noviembre de 2019
ANÁLISIS - GRUPO AZUL - TANDA 3
121.- Abdo AL ADIB MENDIRI - CARDOSO SCHOOL

Lap	Time	IP1	IP2	IP3	IP4	VMax	FL
1	14:43:41	56.281 56.281	27.178 1:23.459	51.980 2:15.439	32.327 2:47.766	121,3	<u>24.103</u> 3:11.869
2	14:46:41	40.238 40.238	23.271 1:03.509	<u>46.761</u> <u>1:50.270</u>	35.078 2:25.348	167	34.416 2:59.764
3	14:49:33	40.399 40.399	<u>23.093</u> 1:03.492	48.056 1:51.548	<u>32.118</u> <u>2:23.666</u>	158,3	28.557 2:52.223
4	14:52:33	<u>39.692</u> <u>39.692</u>	23.650 <u>1:03.342</u>	47.644 1:50.986	34.331 2:25.317	159,9	34.988 3:00.305
5	14:55:27	41.095 41.095	24.522 1:05.617	47.604 1:53.221	34.451 2:27.672	143,5	26.099 2:53.771
6	14:58:21	40.203 40.203	24.484 1:04.687	48.733 1:53.420	35.669 2:29.089	145	24.495 2:53.584
7		40.238 40.238	25.331 1:05.569			122,6	-----

Mejor Sectores	FL - IP1	IP1 - IP2	IP2 - IP3	IP3 - IP4	IP4 - FL
	39.692	23.093	46.761	32.118	24.103



123

CIRCUITO DE JEREZ - CARDOSO SCHOOL
Sábado, 16 de Noviembre de 2019
ANÁLISIS - GRUPO AZUL - TANDA 3
123.- Oscar AZCOITI PURROY - CARDOSO SCHOOL

Lap	Time	IP1	IP2	IP3	IP4	VMax	FL
1	14:40:32	41.292 41.292	21.213 1:02.505	44.974 1:47.479	26.785 2:14.264	197,3	16.627 2:30.891
2	14:43:09	36.770 36.770	21.162 57.932	50.882 1:48.814	27.691 2:16.505	189,4	20.110 2:36.615
3	14:45:31	34.597 34.597	20.722 55.319	44.042 1:39.361	26.571 2:05.932	212,3	16.310 2:22.242
4	14:47:58	35.578 35.578	20.831 56.409	43.895 1:40.304	29.082 2:09.386	196	17.556 2:26.941
5	14:51:01	34.251 34.251	20.196 54.447	41.668 1:36.115	26.454 2:02.569	196,5	1:00.254 PIT EXIT
6	14:53:22	44.255 44.255	18.229 1:02.484	39.229 1:41.713	23.814 2:05.527	212,1	<u>15.324</u> 2:20.851
7	14:55:32	<u>31.806</u> 31.806	17.917 <u>49.723</u>	<u>37.718</u> 1:27.441	25.359 <u>1:52.800</u>	225,9	16.941 2:09.741
8	14:57:47	35.119 35.119	19.926 55.045	41.030 1:36.075	<u>23.741</u> 1:59.816	198,5	15.463 2:15.278
9		31.992 31.992	<u>17.783</u> 49.775	38.316 1:28.091		221,9	-----

Mejor Sectores	FL - IP1	IP1 - IP2	IP2 - IP3	IP3 - IP4	IP4 - FL
	31.806	17.783	37.718	23.741	15.324

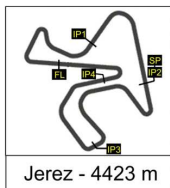


124

CIRCUITO DE JEREZ - CARDOSO SCHOOL
Sábado, 16 de Noviembre de 2019
ANÁLISIS - GRUPO AZUL - TANDA 3
124.- Antonio BERMUDO LOPEZ - CARDOSO SCHOOL

Lap	Time	IP1	IP2	IP3	IP4	VMax	FL
1	14:41:56	36.297 36.297	19.704 56.001	44.431 1:40.432	27.348 2:07.780	184,2	17.363 2:25.143
2	14:44:12	34.998 34.998	18.268 53.266	41.007 1:34.273	25.732 2:00.005	208,1	16.659 2:16.664
3	14:46:30	33.319 33.319	19.381 52.700	41.026 1:33.726	25.476 1:59.202	195,3	18.829 2:18.031
4	14:48:43	32.354 32.354	19.148 51.502	38.774 1:30.276	26.439 1:56.715	202,1	16.327 2:13.042
5	14:50:55	32.739 32.739	18.419 51.158	38.289 1:29.447	22.989 1:52.436	215,2	18.740 2:11.176
6	14:53:17	40.418 40.418	19.121 59.539	41.106 1:40.645	25.477 2:06.122	196,6	16.235 2:22.357
7	14:55:32	32.631 32.631	19.344 51.975	39.979 1:31.954	26.858 1:58.812	192,1	15.850 2:14.662
8	14:57:45	35.760 35.760	19.206 54.966	40.054 1:35.020	23.545 1:58.565	210,8	15.032 2:13.597
9		30.583 30.583	17.820 48.403	36.423 1:24.826	23.878 1:48.704	213,8	-----

Mejor Sectores	FL - IP1	IP1 - IP2	IP2 - IP3	IP3 - IP4	IP4 - FL
	30.583	17.820	36.423	22.989	15.032

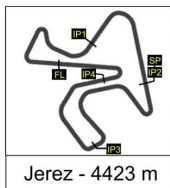


125

CIRCUITO DE JEREZ - CARDOSO SCHOOL
Sábado, 16 de Noviembre de 2019
ANÁLISIS - GRUPO AZUL - TANDA 3
125.- Sergio BORREGA IGNACIO - CARDOSO SCHOOL

Lap	Time	IP1	IP2	IP3	IP4	VMax	FL
1	14:49:31	45.789 45.789	25.714 1:11.503	51.131 2:02.634	35.013 2:37.647	143,7	1:22.664 PIT EXIT
2	14:52:43	1:00.462 1:00.462	26.355 1:26.817	<u>49.564</u> 2:16.381	<u>32.754</u> 2:49.135	127,9	22.963 3:12.098
3	14:55:45	42.749 42.749	26.140 1:08.889	53.533 2:02.422	36.956 2:39.378	138,9	22.116 3:01.494
4	14:58:38	<u>41.831</u> <u>41.831</u>	<u>25.431</u> <u>1:07.262</u>	51.348 <u>1:58.610</u>	33.644 <u>2:32.254</u>	148,1	<u>20.921</u> 2:53.175
5		42.415 42.415					-----

Mejor Sectores	FL - IP1	IP1 - IP2	IP2 - IP3	IP3 - IP4	IP4 - FL
	41.831	25.431	49.564	32.754	20.921

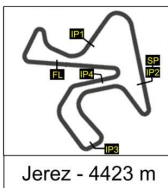


126

CIRCUITO DE JEREZ - CARDOSO SCHOOL
Sábado, 16 de Noviembre de 2019
ANÁLISIS - GRUPO AZUL - TANDA 3
126.- Antonio DE TORRE - CARDOSO SCHOOL

Lap	Time	IP1	IP2	IP3	IP4	VMax	FL
1	14:41:56	42.633 42.633	22.059 1:04.692	44.392 1:49.084	27.457 2:16.541	168,6	17.505 2:34.046
2	14:44:17	35.489 35.489	19.947 55.436	43.135 1:38.571	26.400 2:04.971	182,1	16.833 2:21.804
3	14:46:41	35.708 35.708	19.992 55.700	42.758 1:38.458	26.309 2:04.767	188,4	18.769 2:23.536
4	14:49:07	38.816 38.816	20.999 59.815	42.874 1:42.689	26.654 2:09.343	188,2	17.065 2:26.408
5	14:51:32	34.835 34.835	20.666 55.501	44.033 1:39.534	27.169 2:06.703	175,4	17.799 2:24.502
6	14:53:58	36.809 36.809	21.457 58.266	44.433 1:42.699	26.607 2:09.306	179,6	17.017 2:26.323
7	14:56:21	35.357 35.357	20.420 55.777	43.724 1:39.501	26.305 2:05.806	167,2	17.411 2:23.217
8	14:58:47	35.601 35.601	20.804 56.405	43.774 1:40.179	26.775 2:06.954	176,4	18.711 2:25.665
9		37.993 37.993					-----

Mejor Sectores	FL - IP1	IP1 - IP2	IP2 - IP3	IP3 - IP4	IP4 - FL
	34.835	19.947	42.758	26.305	16.833

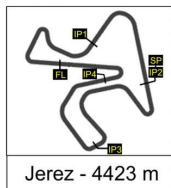


128

CIRCUITO DE JEREZ - CARDOSO SCHOOL
Sábado, 16 de Noviembre de 2019
ANÁLISIS - GRUPO AZUL - TANDA 3
128.- Javier GOMEZ REQUENA - CARDOSO SCHOOL

Lap	Time	IP1	IP2	IP3	IP4	VMax	FL
1	14:40:34	39.849 39.849	21.054 1:00.903	44.814 1:45.717	26.382 2:12.099	182,5	17.342 2:29.441
2	14:43:09	36.038 36.038	21.235 57.273	50.568 1:47.841	29.412 2:17.253	168	18.377 2:35.630
3	14:45:33	35.168 35.168	20.442 55.610	44.320 1:39.930	26.437 2:06.367	187,5	16.891 2:23.258
4	14:47:59	35.130 35.130	20.369 55.499	43.775 1:39.274	29.288 2:08.562	175,9	17.305 2:25.867
5	14:51:02	34.547 34.547	19.946 54.493	42.059 1:36.552	26.797 2:03.349	190,4	59.806 PIT EXIT
6	14:53:17	41.842 41.842	17.879 59.721	37.511 1:37.232	23.191 2:00.423	218,8	15.315 2:15.738
7	14:55:25	32.350 32.350	18.630 50.980	37.565 1:28.545	23.060 1:51.605	213,1	16.331 2:07.936
8	14:57:32	31.291 31.291	18.771 50.062	39.342 1:29.404	<u>22.705</u> 1:52.109	180,3	<u>14.649</u> 2:06.758
9		<u>30.660</u> <u>30.660</u>	<u>17.492</u> <u>48.152</u>	<u>37.363</u> <u>1:25.515</u>	25.283 <u>1:50.798</u>	217,9	-----

Mejor Sectores	FL - IP1	IP1 - IP2	IP2 - IP3	IP3 - IP4	IP4 - FL
	30.660	17.492	37.363	22.705	14.649

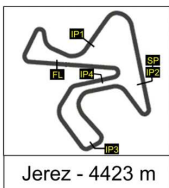


129

CIRCUITO DE JEREZ - CARDOSO SCHOOL
Sábado, 16 de Noviembre de 2019
ANÁLISIS - GRUPO AZUL - TANDA 3
129.- Iván IGLESIAS GOBERNADO - CARDOSO SCHOOL

Lap	Time	IP1	IP2	IP3	IP4	VMax	FL
1	14:43:14	48.277 48.277	27.379 1:15.656	52.443 2:08.099	31.746 2:39.845	120,2	25.086 3:04.931
2	14:46:01	42.321 42.321	24.352 1:06.673	50.318 1:56.991	30.957 2:27.948	177,9	18.963 2:46.910
3	14:48:45	41.013 41.013	25.398 1:06.411	47.488 1:53.899	30.279 2:24.178	184,5	19.138 2:43.316
4	14:51:27	41.235 41.235	21.751 1:02.986	47.313 1:50.299	33.066 2:23.365	179	19.398 2:42.763
5	14:54:08	40.158 40.158	22.269 1:02.427	49.148 1:51.575	30.340 2:21.915	180,4	18.370 2:40.285
6	14:56:45	40.138 40.138	22.389 1:02.527	47.161 1:49.688	29.180 2:18.868	175,8	18.824 2:37.692
7	14:59:26	41.655 41.655	23.107 1:04.762	47.592 1:52.354	30.395 2:22.749	168,8	18.050 2:40.799
8							-----

Mejor Sectores	FL - IP1	IP1 - IP2	IP2 - IP3	IP3 - IP4	IP4 - FL
	40.138	21.751	47.161	29.180	18.050

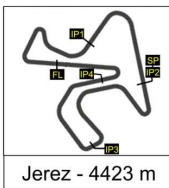


131

CIRCUITO DE JEREZ - CARDOSO SCHOOL
Sábado, 16 de Noviembre de 2019
ANÁLISIS - GRUPO AZUL - TANDA 3
131.- Andres Jesus LEFLET PALMA - CARDOSO SCHOOL

Lap	Time	IP1	IP2	IP3	IP4	VMax	FL
1	14:44:46	54.595 54.595	30.062 1:24.657	1:09.277 2:33.934	<u>36.239</u> 3:10.173	130,1	24.756 3:34.929
2	14:48:00	50.435 50.435	26.956 1:17.391	58.261 2:15.652	37.036 2:52.688	133,8	21.477 3:14.165
3	14:51:41	46.615 46.615	27.396 1:14.011	1:11.427 2:25.438	36.417 3:01.855	112,8	39.752 3:41.607
4	14:55:02	57.306 57.306	27.332 1:24.638	57.539 2:22.177	36.767 2:58.944	131,6	21.787 3:20.731
5	14:58:06	46.751 46.751	26.926 1:13.677	<u>53.645</u> <u>2:07.322</u>	36.467 <u>2:43.789</u>	149,2	<u>20.441</u> 3:04.230
6		<u>44.792</u> <u>44.792</u>	<u>25.854</u> <u>1:10.646</u>			148,3	-----

Mejor Sectores	FL - IP1	IP1 - IP2	IP2 - IP3	IP3 - IP4	IP4 - FL
	44.792	25.854	53.645	36.239	20.441

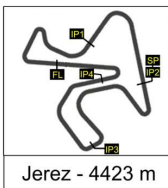


132

CIRCUITO DE JEREZ - CARDOSO SCHOOL
Sábado, 16 de Noviembre de 2019
ANÁLISIS - GRUPO AZUL - TANDA 3
132.- Ricardo MATEO - CARDOSO SCHOOL

Lap	Time	IP1	IP2	IP3	IP4	VMax	FL
1	14:44:41	55.554 55.554	29.513 1:25.067	1:06.239 2:31.306	37.177 3:08.483	136,4	23.831 3:32.314
2	14:48:01	50.107 50.107	29.213 1:19.320	1:01.098 2:20.418	36.815 2:57.233	117,3	22.872 3:20.105
3	14:51:42	49.938 49.938	28.682 1:18.620	1:07.262 2:25.882	37.039 3:02.921	136	38.754 3:41.675
4	14:55:01	52.989 52.989	28.431 1:21.420	59.380 2:20.800	<u>35.540</u> 2:56.340	138,6	<u>22.495</u> 3:18.835
5	14:58:22	<u>47.597</u> <u>47.597</u>	<u>27.287</u> <u>1:14.884</u>	<u>59.268</u> <u>2:14.152</u>	38.876 <u>2:53.028</u>	137,2	27.480 3:20.508
6		49.353 49.353					-----

Mejor Sectores	FL - IP1	IP1 - IP2	IP2 - IP3	IP3 - IP4	IP4 - FL
	47.597	27.287	59.268	35.540	22.495



133

CIRCUITO DE JEREZ - CARDOSO SCHOOL
Sábado, 16 de Noviembre de 2019
ANÁLISIS - GRUPO AZUL - TANDA 3
133.- Jose Luis MORALES FERNANDEZ - CARDOSO SCHOOL

Lap	Time	IP1	IP2	IP3	IP4	VMax	FL
1	14:43:16	48.622 48.622	25.761 1:14.383	55.588 2:09.971	31.737 2:41.708	123,1	21.378 3:03.086
2	14:46:02	41.024 41.024	23.281 1:04.305	49.005 1:53.310	31.963 2:25.273	168,5	21.119 2:46.392
3	14:48:46	40.730 40.730	26.179 1:06.909	46.747 1:53.656	30.280 2:23.936	176	19.808 2:43.744
4	14:51:29	36.914 36.914	22.190 59.104	46.022 1:45.126	35.248 2:20.374	156,1	22.829 2:43.203
5	14:54:09	39.046 39.046	23.057 1:02.103	48.553 1:50.656	30.276 2:20.932	175,1	18.893 2:39.825
6	14:56:45	38.810 38.810	22.292 1:01.102	43.563 1:44.665	26.855 2:11.520	167	24.417 2:35.937
7	14:59:27	40.506 40.506	24.878 1:05.384	48.328 1:53.712	30.570 2:24.282	128,4	18.234 2:42.516
8							-----

Mejor Sectores	FL - IP1	IP1 - IP2	IP2 - IP3	IP3 - IP4	IP4 - FL
	36.914	22.190	43.563	26.855	18.234

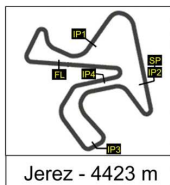


134

CIRCUITO DE JEREZ - CARDOSO SCHOOL
Sábado, 16 de Noviembre de 2019
ANÁLISIS - GRUPO AZUL - TANDA 3
134.- Manuel MURIEL ROMÁN - CARDOSO SCHOOL

Lap	Time	IP1	IP2	IP3	IP4	VMax	FL
1	14:42:46	51.687 51.687	26.374 1:18.061	<u>51.436</u> 2:09.497	32.917 2:42.414	136,8	26.193 3:08.607
2	14:45:45	45.256 45.256	26.878 1:12.134	52.623 2:04.757	32.512 2:37.269	145,9	<u>21.425</u> 2:58.694
3	14:48:41	43.595 43.595	<u>25.116</u> 1:08.711	52.609 2:01.320	<u>32.411</u> 2:33.731	154,6	22.261 2:55.992
4	14:52:36	44.516 44.516	26.918 1:11.434	53.801 2:05.235	34.466 2:39.701	156,1	1:14.814 PIT EXIT
5	14:55:46	49.901 49.901	25.512 1:15.413	53.923 2:09.336	35.845 2:45.181	132,4	24.867 3:10.048
6	14:58:42	43.653 43.653	25.144 1:08.797	52.053 <u>2:00.850</u>	33.342 2:34.192	153,3	22.232 2:56.424
7		<u>42.569</u> 42.569					-----

Mejor Sectores	FL - IP1	IP1 - IP2	IP2 - IP3	IP3 - IP4	IP4 - FL
	42.569	25.116	51.436	32.411	21.425

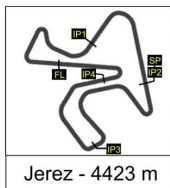


136

CIRCUITO DE JEREZ - CARDOSO SCHOOL
Sábado, 16 de Noviembre de 2019
ANÁLISIS - GRUPO AZUL - TANDA 3
136.- Antonio NIETO GARCIA - CARDOSO SCHOOL

Lap	Time	IP1	IP2	IP3	IP4	VMax	FL
1	14:42:52	48.729 48.729	25.745 1:14.474	51.574 2:06.048	31.878 2:37.926	124,1	28.578 3:06.504
2	14:45:29	47.129 47.129	20.521 1:07.650	45.556 1:53.206	25.605 2:18.811	174,3	17.946 2:36.757
3	14:49:33	34.789 34.789	20.999 55.788	52.731 1:48.519	40.624 2:29.143	185	1:34.990 PIT EXIT
4	14:52:24	1:03.088 1:03.088	20.643 1:23.731	43.398 2:07.129	25.268 2:32.397	179	18.690 2:51.087
5	14:56:05	34.558 34.558	20.625 55.183	45.536 1:40.719	43.632 2:24.351	187,7	1:16.497 PIT EXIT
6	14:58:38	44.895 44.895	20.469 1:05.364	43.374 1:48.738	26.533 2:15.271	177,9	17.961 2:33.232
7		34.654 34.654	21.275 55.929			147,4	-----

Mejor Sectores	FL - IP1	IP1 - IP2	IP2 - IP3	IP3 - IP4	IP4 - FL
	34.558	20.469	43.374	25.268	17.946

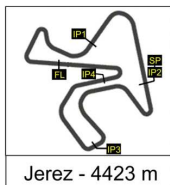


137

CIRCUITO DE JEREZ - CARDOSO SCHOOL
Sábado, 16 de Noviembre de 2019
ANÁLISIS - GRUPO AZUL - TANDA 3
137.- Iñigo OSORIO ANAYA - CARDOSO SCHOOL

Lap	Time	IP1	IP2	IP3	IP4	VMax	FL
1	14:42:50	50.892 50.892	26.389 1:17.281	52.107 2:09.388	32.387 2:41.775	132,6	28.011 3:09.785
2	14:45:26	42.270 42.270	23.069 1:05.339	45.473 1:50.812	27.661 2:18.473	184,4	17.489 2:35.962
3	14:49:32	37.187 37.187	21.323 58.510	53.593 1:52.103	40.469 2:32.572	179,9	1:33.431 PIT EXIT
4	14:52:26	1:02.078 1:02.078	22.030 1:24.108	44.800 2:08.908	27.355 2:36.263	177,5	17.253 2:53.516
5	14:56:04	36.392 36.392	21.315 57.707	44.067 1:41.774	42.006 2:23.780	180,8	1:14.464 PIT EXIT
6	14:58:39	43.531 43.531	21.292 1:04.823	45.360 1:50.183	27.057 2:17.240	175,9	18.181 2:35.420
7		37.148 37.148	21.442 58.590			163,5	-----

Mejor Sectores	FL - IP1	IP1 - IP2	IP2 - IP3	IP3 - IP4	IP4 - FL
	36.392	21.292	44.067	27.057	17.253

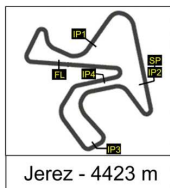


138

CIRCUITO DE JEREZ - CARDOSO SCHOOL
Sábado, 16 de Noviembre de 2019
ANÁLISIS - GRUPO AZUL - TANDA 3
138.- Alvaro OSSORIO ANAYA - CARDOSO SCHOOL

Lap	Time	IP1	IP2	IP3	IP4	VMax	FL
1	14:42:49	51.009 51.009	26.553 1:17.562	51.943 2:09.505	32.738 2:42.243	144,4	27.203 3:09.446
2	14:45:41	43.022 43.022	24.615 1:07.637	51.297 1:58.934	31.901 2:30.835	153,6	21.547 2:52.382
3	14:48:32	41.229 41.229	24.680 1:05.909	50.298 1:56.207	32.057 2:28.264	152,2	22.856 2:51.119
4	14:51:31	40.994 40.994	25.991 1:06.985	50.300 1:57.285	35.848 2:33.133	143,6	25.701 2:58.834
5	14:54:17	41.181 41.181	24.158 1:05.339	49.657 1:54.996	31.636 2:26.632	161,9	19.183 2:45.815
6	14:57:01	40.035 40.035	23.839 1:03.874	49.270 1:53.144	31.696 2:24.840	161	19.639 2:44.479
7		40.919 40.919	24.541 1:05.460	50.084 1:55.544	34.076 2:29.620	155,9	-----

Mejor Sectores	FL - IP1	IP1 - IP2	IP2 - IP3	IP3 - IP4	IP4 - FL
	40.035	23.839	49.270	31.636	19.183

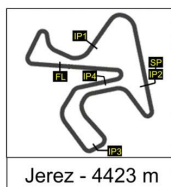


139

CIRCUITO DE JEREZ - CARDOSO SCHOOL
Sábado, 16 de Noviembre de 2019
ANÁLISIS - GRUPO AZUL - TANDA 3
139.- Fabiano PAIVA - CARDOSO SCHOOL

Lap	Time	IP1	IP2	IP3	IP4	VMax	FL
1	14:42:51	49.443 49.443	26.263 1:15.706	52.491 2:08.197	32.174 2:40.371	132	28.238 3:08.609
2	14:45:23	44.375 44.375	20.959 1:05.334	43.286 1:48.620	<u>26.516</u> <u>2:15.136</u>	182	<u>17.061</u> <u>2:32.196</u>
3	14:49:35	<u>35.146</u> <u>35.146</u>	<u>19.928</u> <u>55.074</u>	58.431 1:53.505	40.012 2:33.517	188,7	1:38.371 PIT EXIT
4	14:52:32	1:03.711 1:03.711	24.132 1:27.843	43.069 2:10.912	27.024 2:37.936	176,8	19.379 2:57.315
5	14:56:06	35.149 35.149	20.438 55.587	42.234 <u>1:37.821</u>	40.398 2:18.219	193,8	1:15.166 PIT EXIT
6	14:58:40	46.403 46.403	20.561 1:06.964	<u>41.956</u> 1:48.920	26.612 2:15.532	192,2	18.805 2:34.336
7		40.944 40.944					-----

Mejor Sectores	FL - IP1	IP1 - IP2	IP2 - IP3	IP3 - IP4	IP4 - FL
	35.146	19.928	41.956	26.516	17.061



140

CIRCUITO DE JEREZ - CARDOSO SCHOOL
Sábado, 16 de Noviembre de 2019
ANÁLISIS - GRUPO AZUL - TANDA 3
140.- Juan PÉREZ REYES - CARDOSO SCHOOL

Lap	Time	IP1	IP2	IP3	IP4	VMax	FL
1	14:43:40	55.949 55.949	26.314 1:22.263	53.969 2:16.232	30.990 2:47.222	126,3	<u>20.924</u> 3:08.146
2	14:46:44	<u>37.052</u> <u>37.052</u>	21.713 58.765	46.371 1:45.136	38.364 2:23.500	180,5	40.311 3:03.811
3	14:49:43	41.716 41.716	21.320 1:03.036	45.621 1:48.657	29.701 2:18.358	187,3	40.707 2:59.065
4	14:52:39	37.465 37.465	21.507 58.972	44.262 1:43.234	<u>28.347</u> <u>2:11.581</u>	186,2	43.927 2:55.508
5	14:55:39	37.201 37.201	22.161 59.362	<u>42.965</u> <u>1:42.327</u>	37.341 2:19.668	184,9	41.018 3:00.686
6		37.812 37.812	<u>20.824</u> <u>58.636</u>	44.191 1:42.827		187	-----

Mejor Sectores	FL - IP1	IP1 - IP2	IP2 - IP3	IP3 - IP4	IP4 - FL
	37.052	20.824	42.965	28.347	20.924



141

CIRCUITO DE JEREZ - CARDOSO SCHOOL
Sábado, 16 de Noviembre de 2019
ANÁLISIS - GRUPO AZUL - TANDA 3
141.- Juan Pedro PIÑA ORTEGA - CARDOSO SCHOOL

Lap	Time	IP1	IP2	IP3	IP4	VMax	FL
1	14:43:42	55.653 55.653	26.170 1:21.823	54.089 2:15.912	31.428 2:47.340	127,7	<u>21.113</u> 3:08.453
2	14:46:44	<u>37.071</u> <u>37.071</u>	20.837 <u>57.908</u>	46.147 1:44.055	37.648 2:21.703	182,3	40.743 3:02.446
3	14:49:44	43.098 43.098	21.022 1:04.120	45.153 1:49.273	30.032 2:19.305	181,1	41.052 3:00.357
4	14:52:37	37.850 37.850	20.757 58.607	44.373 1:42.980	<u>29.568</u> <u>2:12.548</u>	189,1	39.480 2:52.028
5	14:55:38	38.124 38.124	<u>20.567</u> 58.691	<u>42.217</u> <u>1:40.908</u>	39.751 2:20.659	200,2	41.045 3:01.704
6	14:58:24	37.411 37.411	20.633 58.044	45.114 1:43.158	32.127 2:15.285	178,1	30.121 2:45.406
7		37.991 37.991	23.325 1:01.316			171,5	-----

Mejor Sectores	FL - IP1	IP1 - IP2	IP2 - IP3	IP3 - IP4	IP4 - FL
	37.071	20.567	42.217	29.568	21.113



143

CIRCUITO DE JEREZ - CARDOSO SCHOOL
Sábado, 16 de Noviembre de 2019
ANÁLISIS - GRUPO AZUL - TANDA 3
143.- Arturo VELA RIQUELME - CARDOSO SCHOOL

Lap	Time	IP1	IP2	IP3	IP4	VMax	FL
1	14:43:42	56.470 56.470	26.934 1:23.404	52.782 2:16.186	<u>32.213</u> 2:48.399	122,2	<u>23.164</u> 3:11.563
2	14:46:35	41.035 41.035	23.239 1:04.274	47.499 1:51.773	33.512 2:25.285	165,1	28.132 2:53.417
3	14:49:36	39.989 39.989	<u>22.627</u> <u>1:02.616</u>	48.241 1:50.857	35.638 2:26.495	171,7	34.303 3:00.798
4	14:52:35	39.909 39.909	22.795 1:02.704	<u>46.883</u> <u>1:49.587</u>	33.282 <u>2:22.869</u>	158,9	35.699 2:58.568
5	14:55:30	40.862 40.862	24.752 1:05.614	47.996 1:53.610	33.483 2:27.093	142,5	27.962 2:55.055
6	14:58:21	<u>39.403</u> <u>39.403</u>	23.694 1:03.097	48.353 1:51.450	36.178 2:27.628	154,4	24.041 2:51.669
7		40.107 40.107	25.633 1:05.740			122,2	-----

Mejor Sectores	FL - IP1	IP1 - IP2	IP2 - IP3	IP3 - IP4	IP4 - FL
	39.403	22.627	46.883	32.213	23.164

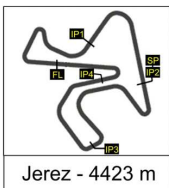


146

CIRCUITO DE JEREZ - CARDOSO SCHOOL
Sábado, 16 de Noviembre de 2019
ANÁLISIS - GRUPO AZUL - TANDA 3
146.- Ruben VINAGRE - CARDOSO SCHOOL

Lap	Time	IP1	IP2	IP3	IP4	VMax	FL
1	14:41:54	43.188 43.188	21.544 1:04.732	44.540 1:49.272	27.606 2:16.878	173,8	16.560 2:33.438
2	14:44:11	33.799 33.799	19.317 53.116	42.580 1:35.696	25.882 2:01.578	191,7	15.801 2:17.378
3	14:46:31	33.955 33.955	19.322 53.277	40.976 1:34.253	25.499 1:59.752	193	19.789 2:19.540
4	14:48:46	34.049 34.049	19.232 53.281	39.990 1:33.271	25.446 1:58.717	211,7	16.755 2:15.471
5	14:51:01	34.514 34.514	18.730 53.244	40.832 1:34.076	25.223 1:59.299	219,2	15.721 2:15.019
6	14:53:16	33.445 33.445	19.210 52.655	40.787 1:33.442	25.366 1:58.808	199,8	15.991 2:14.799
7	14:55:32	33.067 33.067	19.470 52.537	39.972 1:32.509	25.770 1:58.279	198,6	17.276 2:15.555
8	14:57:53	37.502 37.502	20.289 57.791	40.825 1:38.616	27.271 2:05.887	209,7	15.688 2:21.575
9		32.711 32.711	18.913 51.624	40.015 1:31.639		212,3	-----

Mejor Sectores	FL - IP1	IP1 - IP2	IP2 - IP3	IP3 - IP4	IP4 - FL
	32.711	18.730	39.972	25.223	15.688

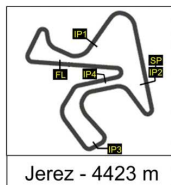


147

CIRCUITO DE JEREZ - CARDOSO SCHOOL
Sábado, 16 de Noviembre de 2019
ANÁLISIS - GRUPO AZUL - TANDA 3
147.- Humberto GUEVARA - CARDOSO SCHOOL

Lap	Time	IP1	IP2	IP3	IP4	VMax	FL
1	14:43:14	49.076 49.076	26.093 1:15.169	54.687 2:09.856	32.927 2:42.783	123,5	20.776 3:03.559
2	14:46:01	41.714 41.714	24.546 1:06.260	50.261 1:56.521	30.856 2:27.377	163,8	19.035 2:46.412
3	14:48:47	40.634 40.634	27.746 1:08.380	48.217 1:56.597	30.738 2:27.335	150,5	18.664 2:45.998
4	14:51:25	39.522 39.522	23.033 1:02.555	47.550 1:50.105	30.347 2:20.452	172,7	17.775 2:38.227
5	14:54:10	38.881 38.881	22.989 1:01.870	53.283 1:55.153	31.959 2:27.112	167,9	<u>17.623</u> 2:44.735
6	14:56:46	<u>38.875</u> 38.875	<u>22.573</u> 1:01.448	<u>46.685</u> 1:48.133	<u>30.099</u> 2:18.232	179,5	17.748 2:35.979
7	14:59:25	40.838 40.838	22.924 1:03.762	47.686 1:51.448	30.217 2:21.665	157,2	18.138 2:39.803
8							-----

Mejor Sectores	FL - IP1	IP1 - IP2	IP2 - IP3	IP3 - IP4	IP4 - FL
	38.875	22.573	46.685	30.099	17.623

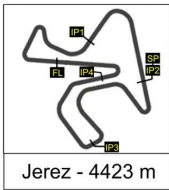


148

CIRCUITO DE JEREZ - CARDOSO SCHOOL
Sábado, 16 de Noviembre de 2019
ANÁLISIS - GRUPO AZUL - TANDA 3
148.- Agustin - CARDOSO SCHOOL

Lap	Time	IP1	IP2	IP3	IP4	VMax	FL
1	14:43:41	56.031 56.031	26.439 1:22.470	53.203 2:15.673	31.790 2:47.463	121,7	<u>22.335</u> 3:09.798
2	14:46:44	40.063 40.063	23.450 1:03.513	46.524 1:50.037	33.152 2:23.189	169,1	39.120 3:02.309
3	14:49:40	38.601 38.601	22.186 1:00.787	46.677 1:47.464	30.888 2:18.352	165,8	37.505 2:55.856
4	14:52:38	36.733 36.733	<u>22.055</u> 58.788	45.811 1:44.599	<u>30.051</u> <u>2:14.650</u>	179,9	43.500 2:58.149
5	14:55:36	37.583 37.583	22.633 1:00.216	44.661 1:44.877	36.194 2:21.071	172,9	37.475 2:58.546
6	14:58:28	<u>36.698</u> <u>36.698</u>	22.074 <u>58.772</u>	<u>44.066</u> <u>1:42.838</u>	33.022 2:15.860	177,5	36.312 2:52.172
7		38.834 38.834	22.437 1:01.271			160	-----

Mejor Sectores	FL - IP1	IP1 - IP2	IP2 - IP3	IP3 - IP4	IP4 - FL
	36.698	22.055	44.066	30.051	22.335



149

CIRCUITO DE JEREZ - CARDOSO SCHOOL
Sábado, 16 de Noviembre de 2019
ANÁLISIS - GRUPO AZUL - TANDA 3
149.- DESCONOCIDO - CARDOSO SCHOOL

Lap	Time	IP1	IP2	IP3	IP4	VMax	FL
1	14:58:04	57.260 57.260	26.638 1:23.898	<u>53.434</u> <u>2:17.332</u>	<u>34.858</u> <u>2:52.190</u>	146,5	<u>19.190</u> 3:11.380
2		<u>38.465</u> <u>38.465</u>	<u>23.254</u> <u>1:01.719</u>			195,1	-----

Mejor Sectores	FL - IP1	IP1 - IP2	IP2 - IP3	IP3 - IP4	IP4 - FL
	38.465	23.254	53.434	34.858	19.190