



Jerez - 4423 m



15

CIRCUITO DE JEREZ - CARDOSO SCHOOL
Sábado, 16 de Noviembre de 2019
GRUPO VERDE - TANDA 4

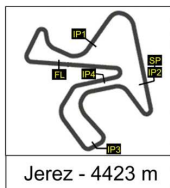
CONDICIONES ATMOSFERICAS: **Soleado**

ESTADO DE LA PISTA: **Seca**

Ord. #	Piloto	Licencia	Club	Marca	NV	VR	Tiempo	Gap	Intv	VMax
1	17	Steve HARNETT	CARDOSO SCHOOL	6	6		2:05.972	----	----	215,1
2	107	John WARD	CARDOSO SCHOOL	9	8		2:10.452	4.481	4.481	183,4
3	92	Juan Fco HERRERA ARELL	CARDOSO SCHOOL	8	7		2:11.152	5.180	0.699	198,4
4	16	Lee HARNETT	CARDOSO SCHOOL	*	7	4	2:13.883	7.911	2.731	215,5
5	83	John Javier ALVAREZ POR	CARDOSO SCHOOL	9	9		2:13.893	7.921	0.010	206,9
6	105	Keith TREACY	CARDOSO SCHOOL	6	5		2:14.690	8.718	0.797	210,0
7	111	Lili	CARDOSO SCHOOL	6	5		2:15.201	9.229	0.511	214,2
8	108	Oskar ZOLDAK	CARDOSO SCHOOL	*	8	7	2:15.501	9.529	0.300	215,3
9	98	Cian O'NELL	CARDOSO SCHOOL	6	6		2:15.528	9.556	0.027	211,2
10	68	Lee ROGERS	CARDOSO SCHOOL	7	7		2:18.362	12.390	2.834	184,2
11	102	Paul SCOFIELD/ COSTELL	CARDOSO SCHOOL	*	7	5	2:18.680	12.708	0.318	194,0
12	89	Joaquin FERNANDEZ PERE	CARDOSO SCHOOL	8	6		2:19.959	13.987	1.279	181,8
13	88	Adam DORRELL	CARDOSO SCHOOL	8	4		2:20.160	14.188	0.201	198,8
14	99	Jesus PRIETO ROSCO	CARDOSO SCHOOL	8	6		2:20.827	14.855	0.667	185,0
15	104	Jose Luis TORRALBA ROLD	CARDOSO SCHOOL	6	4		2:21.713	15.741	0.886	155,1
16	95	Mark MURPHY	CARDOSO SCHOOL	*	7	7	2:21.964	15.992	0.251	189,1
17	103	Tomas SZVITEK	CARDOSO SCHOOL	8	7		2:22.417	16.445	0.453	204,2
18	97	Jj O'KANE	CARDOSO SCHOOL	7	6		2:22.650	16.678	0.233	192,7
19	112	Carlos QUINTEIRO MARTIN	CARDOSO SCHOOL	7	4		2:22.881	16.909	0.231	205,7
20	55	Johnny KEOGH	CARDOSO SCHOOL	6	5		2:25.213	19.241	2.332	208,7
21	160	DESCONOCIDO	CARDOSO SCHOOL	7	5		2:26.579	20.607	1.366	172,4
22	84	Jorge BELLOSO GÓMEZ	CARDOSO SCHOOL	8	8		2:26.617	20.645	0.038	186,9
23	82	Baldomero ALFONSO CEDE	CARDOSO SCHOOL	7	6		2:32.691	26.719	6.074	153,3
24	101	Roberto SÁNCHEZ DURO	CARDOSO SCHOOL	8	8		2:32.712	26.740	0.021	160,3
25	113	Domingo VILLERO CARRO	CARDOSO SCHOOL	*	7	7	2:32.778	26.806	0.066	129,6
26	81	Monica AGUILAR CARRILL	CARDOSO SCHOOL	7	6		2:33.843	27.871	1.065	174,6
27	100	Nacho RAMOS SAN ANDRÉ	CARDOSO SCHOOL	5	4		2:35.354	29.382	1.511	173,6
28	86	Jose Antonio CALDERON P	CARDOSO SCHOOL	8	6		2:37.541	31.569	2.187	150,0
29	110	Eva	CARDOSO SCHOOL	6	5		2:38.278	32.306	0.737	184,8
30	93	Fernando MAYOR DE LAS	CARDOSO SCHOOL	*	8	6	2:38.843	32.871	0.565	177,3
31	122	Grégoire ALTUNGY	CARDOSO SCHOOL	4	3		2:41.421	35.449	2.578	149,9
32	87	Lina CARDONA FERRER	CARDOSO SCHOOL	5	4		3:13.356	1:07.384	31.935	125,7

Circuito de Jerez, 16 DE NOVIEMBRE DE 2019

Hora:	Hora:	RESULTADOS PUBLICADOS A LAS 16:18 HORAS
-------	-------	---



16

CIRCUITO DE JEREZ - CARDOSO SCHOOL
Sábado, 16 de Noviembre de 2019
ANÁLISIS - GRUPO VERDE - TANDA 4
16.- Lee HARNETT - CARDOSO SCHOOL

Lap	Time	IP1	IP2	IP3	IP4	VMax	FL
1	15:53:54	41.168 41.168	20.048 1:01.216	42.535 1:43.751	<u>23.773</u> 2:07.524	186,5	16.793 2:24.317
2	15:59:01	33.380 33.380	<u>18.739</u> 52.119	40.831 1:32.950	29.556 2:02.506	200,6	3:05.267 PIT EXIT
3	16:01:30	43.920 43.920	20.746 1:04.666	42.218 1:46.884	24.663 2:11.547	188,1	17.239 2:28.786
4	16:03:44	33.961 33.961	18.799 52.760	39.713 1:32.473	24.591 <u>1:57.064</u>	208	16.819 2:13.883
5	16:05:59	34.484 34.484	18.823 53.307	40.087 1:33.394	23.880 1:57.274	214,5	17.995 2:15.269
6	16:08:17	36.196 36.196	19.390 55.586	40.638 1:36.224	23.900 2:00.124	212,2	17.594 2:17.718
7	16:10:33	34.775 34.775	19.100 53.875	40.824 1:34.699	25.456 2:00.155	193,2	<u>16.271</u> 2:16.425
8		<u>32.835</u> <u>32.835</u>	18.796 <u>51.631</u>	<u>39.197</u> <u>1:30.828</u>	28.836 1:59.664	215,5	-----

Mejor Sectores	FL - IP1	IP1 - IP2	IP2 - IP3	IP3 - IP4	IP4 - FL
	32.835	18.739	39.197	23.773	16.271

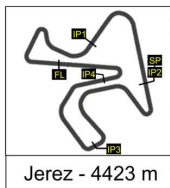


17

CIRCUITO DE JEREZ - CARDOSO SCHOOL
Sábado, 16 de Noviembre de 2019
ANÁLISIS - GRUPO VERDE - TANDA 4
17.- Steve HARNETT - CARDOSO SCHOOL

Lap	Time	IP1	IP2	IP3	IP4	VMax	FL
1	15:54:24	35.927 35.927	19.818 55.745	41.933 1:37.678	27.000 2:04.678	205,1	16.198 2:20.875
2	15:59:06	<u>31.745</u> <u>31.745</u>	18.308 50.053	51.439 1:41.492	41.200 2:22.692	205,2	2:19.207 PIT EXIT
3	16:01:30	41.804 41.804	20.917 1:02.721	39.832 1:42.553	25.349 2:07.902	190,7	15.781 2:23.683
4	16:03:39	31.867 31.867	18.560 50.427	38.594 1:29.021	25.139 1:54.160	211,8	15.392 2:09.552
5	16:05:52	33.628 33.628	18.377 52.005	40.468 1:32.473	24.736 1:57.209	215,1	15.681 2:12.890
6	16:07:58	<u>31.745</u> <u>31.745</u>	<u>18.075</u> <u>49.820</u>	<u>37.902</u> <u>1:27.722</u>	<u>23.099</u> <u>1:50.821</u>	206,7	<u>15.151</u> 2:05.972
7		32.435 32.435	18.165 50.600	38.750 1:29.350	23.865 1:53.215	201,4	-----

Mejor Sectores	FL - IP1	IP1 - IP2	IP2 - IP3	IP3 - IP4	IP4 - FL
	31.745	18.075	37.902	23.099	15.151

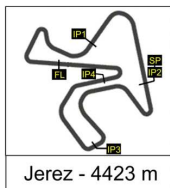


55

CIRCUITO DE JEREZ - CARDOSO SCHOOL
Sábado, 16 de Noviembre de 2019
ANÁLISIS - GRUPO VERDE - TANDA 4
55.- Johnny KEOGH - CARDOSO SCHOOL

Lap	Time	IP1	IP2	IP3	IP4	VMax	FL
1	15:54:34	42.874 42.874	22.225 1:05.099	45.493 1:50.592	31.144 2:21.736	179,4	18.149 2:39.885
2	15:58:39	49.460 49.460	35.761 1:25.221	59.548 2:24.769	41.266 3:06.035	86,3	58.912 PIT EXIT
3	16:01:10	39.808 39.808	22.226 1:02.034	44.745 1:46.779	26.645 2:13.424	194	17.246 2:30.670
4	16:03:37	36.445 36.445	21.414 57.859	45.247 1:43.106	26.887 2:09.993	187,4	17.289 2:27.282
5	16:06:02	<u>36.342</u> 36.342	<u>20.760</u> 57.102	<u>44.375</u> 1:41.477	<u>26.644</u> 2:08.121	208,7	17.092 2:25.213
6	16:08:37	37.721 37.721	22.209 59.930	48.723 1:48.653	29.093 2:17.746	178,9	17.288 2:35.034
7		36.863 36.863	21.543 58.406	44.613 1:43.019	29.387 2:12.406	204	-----

Mejor Sectores	FL - IP1	IP1 - IP2	IP2 - IP3	IP3 - IP4	IP4 - FL
	36.342	20.760	44.375	26.644	17.092

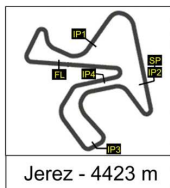


68

CIRCUITO DE JEREZ - CARDOSO SCHOOL
Sábado, 16 de Noviembre de 2019
ANÁLISIS - GRUPO VERDE - TANDA 4
68.- Lee ROGERS - CARDOSO SCHOOL

Lap	Time	IP1	IP2	IP3	IP4	VMax	FL
1	15:54:24	39.545 39.545	22.037 1:01.582	46.606 1:48.188	27.965 2:16.153	162,2	16.669 2:32.822
2	15:58:48	35.422 35.422	22.656 58.078	45.583 1:43.661	40.967 2:24.628	184,2	1:59.089 PIT EXIT
3	16:01:16	38.029 38.029	21.325 59.354	44.915 1:44.269	27.587 2:11.856	175,1	16.815 2:28.671
4	16:03:43	35.505 35.505	21.261 56.766	44.508 1:41.274	26.607 2:07.881	170,2	18.321 2:26.202
5	16:06:07	35.635 35.635	21.384 57.019	43.816 1:40.835	26.566 2:07.401	178,1	17.206 2:24.607
6	16:08:36	35.214 35.214	21.006 56.220	46.299 1:42.519	29.167 2:11.686	172,6	17.155 2:28.841
7	16:10:55	35.416 35.416	<u>20.282</u> <u>55.698</u>	<u>41.070</u> <u>1:36.768</u>	<u>25.461</u> <u>2:02.229</u>	179,4	<u>16.133</u> 2:18.362
8		<u>34.979</u> <u>34.979</u>	21.221 56.200	43.634 1:39.834	29.457 2:09.291	183	-----

Mejor Sectores	FL - IP1	IP1 - IP2	IP2 - IP3	IP3 - IP4	IP4 - FL
	34.979	20.282	41.070	25.461	16.133

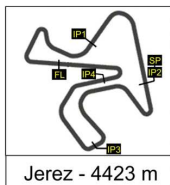


81

CIRCUITO DE JEREZ - CARDOSO SCHOOL
Sábado, 16 de Noviembre de 2019
ANÁLISIS - GRUPO VERDE - TANDA 4
81.- Monica AGUILAR CARRILLO - CARDOSO SCHOOL

Lap	Time	IP1	IP2	IP3	IP4	VMax	FL
1	15:59:03	48.662	25.092	1:10.004	42.398	121	2:06.469
		48.662	1:13.754	2:23.758	3:06.156		PIT EXIT
2	16:01:48	45.468	22.793	48.343	30.059	152,1	18.198
		45.468	1:08.261	1:56.604	2:26.663		2:44.860
3	16:04:28	40.170	22.137	49.427	30.163	168,6	18.442
		40.170	1:02.307	1:51.734	2:21.897		2:40.339
4	16:07:07	40.103	22.340	47.932	30.091	174,6	18.070
		40.103	1:02.443	1:50.375	2:20.466		2:38.535
5	16:09:43	39.087	22.342	48.412	<u>28.452</u>	162	<u>17.509</u>
		39.087	1:01.429	1:49.841	2:18.293		2:35.802
6	16:12:16	<u>38.513</u>	<u>21.800</u>	<u>46.629</u>	29.090	157	17.811
		38.513	1:00.313	1:46.942	2:16.032		2:33.843
7	16:14:56	38.845	24.540	48.301	29.388	157	18.613
		38.845	1:03.385	1:51.686	2:21.074		2:39.687
8							-----

Mejor Sectores	FL - IP1	IP1 - IP2	IP2 - IP3	IP3 - IP4	IP4 - FL
	38.513	21.800	46.629	28.452	17.509

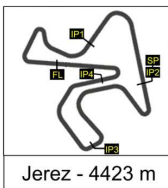


82

CIRCUITO DE JEREZ - CARDOSO SCHOOL
Sábado, 16 de Noviembre de 2019
ANÁLISIS - GRUPO VERDE - TANDA 4
82.- Baldomero ALFONSO CEDEÑO - CARDOSO SCHOOL

Lap	Time	IP1	IP2	IP3	IP4	VMax	FL
1	15:59:03	49.184 49.184	25.135 1:14.319	1:08.724 2:23.043	42.296 3:05.339	120,7	2:07.523 PIT EXIT
2	16:01:45	44.766 44.766	23.449 1:08.215	47.121 1:55.336	29.017 2:24.353	151,2	18.134 2:42.487
3	16:04:27	38.993 38.993	23.674 1:02.667	49.517 1:52.184	31.375 2:23.559	136,9	18.755 2:42.314
4	16:07:05	38.609 38.609	<u>22.346</u> 1:00.955	48.138 1:49.093	30.638 2:19.731	145	17.591 2:37.322
5	16:09:42	37.519 37.519	24.281 1:01.800	48.692 1:50.492	<u>28.756</u> 2:19.248	123,5	18.159 2:37.407
6	16:12:15	<u>37.365</u> <u>37.365</u>	23.111 <u>1:00.476</u>	<u>46.073</u> <u>1:46.549</u>	28.919 <u>2:15.468</u>	153,3	<u>17.223</u> <u>2:32.691</u>
7	16:14:57	37.897 37.897	23.602 1:01.499	49.896 1:51.395	30.727 2:22.122	120,6	19.631 2:41.753
8							-----

Mejor Sectores	FL - IP1	IP1 - IP2	IP2 - IP3	IP3 - IP4	IP4 - FL
	37.365	22.346	46.073	28.756	17.223

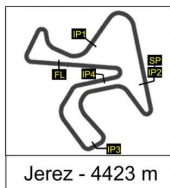


83

CIRCUITO DE JEREZ - CARDOSO SCHOOL
Sábado, 16 de Noviembre de 2019
ANÁLISIS - GRUPO VERDE - TANDA 4
83.- John Javier ALVAREZ PORTILLA - CARDOSO SCHOOL

Lap	Time	IP1	IP2	IP3	IP4	VMax	FL
1	15:54:25	38.871 38.871	20.737 59.608	44.680 1:44.288	26.944 2:11.232	199	16.834 2:28.066
2	15:58:21	35.696 35.696	21.912 57.608	53.823 1:51.431	44.059 2:35.490	188,1	1:20.569 PIT EXIT
3	16:00:42	38.341 38.341	20.128 58.469	42.045 1:40.514	24.528 2:05.042	202,7	16.269 2:21.311
4	16:02:59	34.472 34.472	20.610 55.082	41.161 1:36.243	24.622 2:00.865	203,8	<u>15.689</u> 2:16.554
5	16:05:14	33.424 33.424	20.197 53.621	40.564 1:34.185	24.476 1:58.661	203,8	16.607 2:15.267
6	16:07:30	34.316 34.316	19.846 54.162	<u>40.453</u> 1:34.615	25.063 1:59.678	206,2	16.367 2:16.045
7	16:09:45	<u>33.340</u> <u>33.340</u>	<u>19.192</u> <u>52.532</u>	41.104 1:33.636	25.316 1:58.952	193,2	15.836 2:14.788
8	16:11:60	34.602 34.602	19.281 53.883	40.781 1:34.664	24.508 1:59.172	204,8	15.795 2:14.966
9	16:14:14	33.351 33.351	19.489 52.840	40.521 <u>1:33.361</u>	<u>24.421</u> <u>1:57.782</u>	206,9	16.111 2:13.893
10		39.651 39.651	22.505 1:02.156			158,5	-----

Mejor Sectores	FL - IP1	IP1 - IP2	IP2 - IP3	IP3 - IP4	IP4 - FL
	33.340	19.192	40.453	24.421	15.689

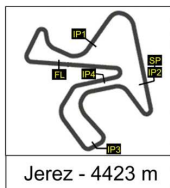


84

CIRCUITO DE JEREZ - CARDOSO SCHOOL
Sábado, 16 de Noviembre de 2019
ANÁLISIS - GRUPO VERDE - TANDA 4
84.- Jorge BELLOSO GÓMEZ - CARDOSO SCHOOL

Lap	Time	IP1	IP2	IP3	IP4	VMax	FL
1	15:54:24	46.962 46.962	24.454 1:11.416	48.943 2:00.359	28.939 2:29.298	141,1	19.109 2:48.406
2	15:58:19	41.213 41.213	22.213 1:03.426	49.816 1:53.242	47.727 2:40.969	184	1:13.359 PIT EXIT
3	16:00:47	39.435 39.435	21.611 1:01.046	43.947 1:44.993	26.859 2:11.852	183,1	17.083 2:28.935
4	16:03:17	35.638 35.638	21.578 57.216	46.064 1:43.280	28.258 2:11.538	183,6	18.382 2:29.920
5	16:05:47	37.213 37.213	22.180 59.393	44.930 1:44.323	27.678 2:12.001	180,2	17.927 2:29.928
6	16:08:16	37.113 37.113	21.559 58.672	44.933 1:43.605	27.405 2:11.010	184,2	17.296 2:28.306
7	16:10:43	36.340 36.340	21.374 57.714	44.344 1:42.058	27.848 2:09.906	183,2	17.339 2:27.245
8	16:13:10	36.187 36.187	21.888 58.075	43.999 1:42.074	27.246 2:09.320	184,1	17.297 2:26.617
9		35.843 35.843	21.462 57.305	44.992 1:42.297	29.646 2:11.943	186,9	-----

Mejor Sectores	FL - IP1	IP1 - IP2	IP2 - IP3	IP3 - IP4	IP4 - FL
	35.638	21.374	43.947	26.859	17.083

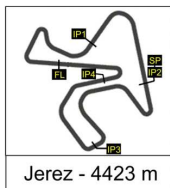


86

CIRCUITO DE JEREZ - CARDOSO SCHOOL
Sábado, 16 de Noviembre de 2019
ANÁLISIS - GRUPO VERDE - TANDA 4
86.- Jose Antonio CALDERON PEÑA - CARDOSO SCHOOL

Lap	Time	IP1	IP2	IP3	IP4	VMax	FL
1	15:54:29	51.494 51.494	26.256 1:17.750	55.537 2:13.287	31.442 2:44.729	111,7	20.203 3:04.932
2	15:58:30	50.620 50.620	24.981 1:15.601	1:02.767 2:18.368	49.556 3:07.924	130,2	53.195 PIT EXIT
3	16:01:24	47.528 47.528	24.211 1:11.739	52.951 2:04.690	30.064 2:34.754	144,6	19.623 2:54.377
4	16:04:010	42.186 42.186	22.919 1:05.105	50.800 1:55.905	29.045 2:24.950	139,5	20.882 2:45.832
5	16:06:53	40.084 40.084	23.209 1:03.293	50.270 1:53.563	29.589 2:23.152	127,3	19.852 2:43.004
6	16:09:31	<u>39.524</u> <u>39.524</u>	<u>21.609</u> <u>1:01.133</u>	<u>48.489</u> <u>1:49.622</u>	<u>28.642</u> <u>2:18.264</u>	150	<u>19.277</u> 2:37.541
7	16:12:15	39.964 39.964	22.830 1:02.794	49.400 1:52.194	32.481 2:24.675	138,7	19.946 2:44.621
8	16:14:59	39.644 39.644	22.662 1:02.306	51.670 1:53.976	30.176 2:24.152	136,2	20.005 2:44.157
9							-----

Mejor Sectores	FL - IP1	IP1 - IP2	IP2 - IP3	IP3 - IP4	IP4 - FL
	39.524	21.609	48.489	28.642	19.277

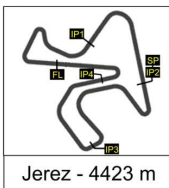


87

CIRCUITO DE JEREZ - CARDOSO SCHOOL
Sábado, 16 de Noviembre de 2019
ANÁLISIS - GRUPO VERDE - TANDA 4
87.- Lina CARDONA FERRER - CARDOSO SCHOOL

Lap	Time	IP1	IP2	IP3	IP4	VMax	FL
1	15:59:08	1:00.972 1:00.972	30.981 1:31.953	1:10.113 2:42.066	46.856 3:28.922	103,3	1:43.643 PIT EXIT
2	16:02:37	58.304 58.304	28.202 1:26.506	1:00.198 2:26.704	38.357 3:05.061	109	24.133 3:29.194
3	16:05:54	50.490 50.490	28.716 1:19.206	57.698 2:16.904	36.749 2:53.653	120	23.517 3:17.170
4	16:09:07	48.833 48.833	27.212 1:16.045	57.625 2:13.670	36.118 2:49.788	125,7	23.568 3:13.356
5	16:12:24	47.388 47.388	29.921 1:17.309	56.326 2:13.635	37.837 2:51.472	117,7	25.409 3:16.881
6		49.377 49.377	27.394 1:16.771	56.757 2:13.528	41.152 2:54.680	124,8	-----

Mejor Sectores	FL - IP1	IP1 - IP2	IP2 - IP3	IP3 - IP4	IP4 - FL
	47.388	27.212	56.326	36.118	23.517

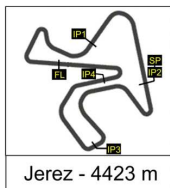


88

CIRCUITO DE JEREZ - CARDOSO SCHOOL
Sábado, 16 de Noviembre de 2019
ANÁLISIS - GRUPO VERDE - TANDA 4
88.- Adam DORRELL - CARDOSO SCHOOL

Lap	Time	IP1	IP2	IP3	IP4	VMax	FL
1	15:54:50	41.385 41.385	22.337 1:03.722	46.075 1:49.797	28.225 2:18.022	181,5	17.928 2:35.950
2	15:58:44	44.542 44.542	28.548 1:13.090	1:02.530 2:15.620	42.110 2:57.730	82,1	56.241 PIT EXIT
3	16:01:11	39.184 39.184	21.135 1:00.319	44.224 1:44.543	26.211 2:10.754	177,1	16.815 2:27.569
4	16:03:31	35.125 35.125	20.341 55.466	41.851 1:37.317	26.018 2:03.335	190,5	16.825 2:20.160
5	16:05:53	34.222 34.222	20.747 54.969	44.099 1:39.068	26.110 2:05.178	195,5	17.028 2:22.206
6	16:08:14	34.117 34.117	20.191 54.308	42.468 1:36.776	26.355 2:03.131	191,6	17.232 2:20.363
7	16:10:34	34.557 34.557	20.805 55.362	42.060 1:37.422	25.905 2:03.327	180,3	17.174 2:20.501
8	16:12:56	33.846 33.846	20.013 53.859	41.831 1:35.690	28.343 2:04.033	198,8	17.635 2:21.668
9		34.918 34.918	20.603 55.521	43.223 1:38.744	28.733 2:07.477	185,3	-----

Mejor Sectores	FL - IP1	IP1 - IP2	IP2 - IP3	IP3 - IP4	IP4 - FL
	33.846	20.013	41.831	25.905	16.815

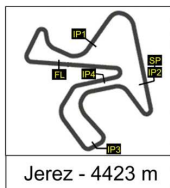


89

CIRCUITO DE JEREZ - CARDOSO SCHOOL
Sábado, 16 de Noviembre de 2019
ANÁLISIS - GRUPO VERDE - TANDA 4
89.- Joaquin FERNANDEZ PEREZ - CARDOSO SCHOOL

Lap	Time	IP1	IP2	IP3	IP4	VMax	FL
1	15:54:34	41.934 41.934	22.545 1:04.479	44.872 1:49.351	30.161 2:19.512	159,9	17.768 2:37.280
2	15:58:17	46.385 46.385	24.650 1:11.035	49.015 2:00.050	34.615 2:34.665	159,1	1:09.078 PIT EXIT
3	16:00:45	39.369 39.369	21.239 1:00.608	43.708 1:44.316	25.924 2:10.240	170,8	17.251 2:27.491
4	16:03:08	35.097 35.097	21.114 56.211	43.064 1:39.275	26.071 2:05.346	172,9	18.193 2:23.539
5	16:05:33	35.884 35.884	20.737 56.621	44.356 1:40.977	26.398 2:07.375	176,8	17.101 2:24.476
6	16:07:53	34.385 34.385	20.499 54.884	42.278 1:37.162	25.945 2:03.107	176	16.852 2:19.959
7	16:11:05	<u>33.518</u> <u>33.518</u>	20.405 <u>53.923</u>	42.010 1:35.933	26.503 <u>2:02.436</u>	174,8	1:09.697 PIT EXIT
8	16:13:28	37.940 37.940	20.403 58.343	42.384 1:40.727	<u>25.737</u> 2:06.464	181,8	<u>16.496</u> 2:22.960
9		34.167 34.167	<u>20.145</u> 54.312	<u>41.130</u> <u>1:35.442</u>		178	-----

Mejor Sectores	FL - IP1	IP1 - IP2	IP2 - IP3	IP3 - IP4	IP4 - FL
	33.518	20.145	41.130	25.737	16.496

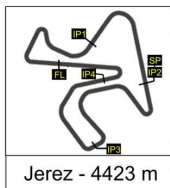


92

CIRCUITO DE JEREZ - CARDOSO SCHOOL
Sábado, 16 de Noviembre de 2019
ANÁLISIS - GRUPO VERDE - TANDA 4
92.- Juan Fco HERRERA ARELLANO - CARDOSO SCHOOL

Lap	Time	IP1	IP2	IP3	IP4	VMax	FL
1	15:53:52	43.361 43.361	22.057 1:05.418	43.498 1:48.916	25.839 2:14.755	177,3	16.656 2:31.411
2	15:58:26	33.802 33.802	19.352 53.154	44.519 1:37.673	45.892 2:23.565	185	2:10.499 PIT EXIT
3	16:00:48	38.431 38.431	20.338 58.769	41.885 1:40.654	24.707 2:05.361	193,2	16.420 2:21.781
4	16:03:08	35.008 35.008	19.796 54.804	44.358 1:39.162	25.072 2:04.234	173,1	16.482 2:20.715
5	16:05:25	35.287 35.287	19.314 54.601	41.187 1:35.788	24.428 2:00.216	196,7	15.993 2:16.209
6	16:07:37	32.961 32.961	19.172 52.133	40.176 1:32.309	<u>24.010</u> 1:56.319	198,4	16.197 2:12.516
7	16:09:48	<u>32.948</u> <u>32.948</u>	<u>18.644</u> <u>51.592</u>	<u>39.363</u> <u>1:30.955</u>	24.312 <u>1:55.267</u>	195,4	<u>15.885</u> 2:11.152
8	16:12:56	35.002 35.002	20.231 55.233	39.543 1:34.776	1:14.709 2:49.485	197,9	18.587 3:08.072
9		35.035 35.035	20.614 55.649	43.166 1:38.815	29.358 2:08.173	186,1	-----

Mejor Sectores	FL - IP1	IP1 - IP2	IP2 - IP3	IP3 - IP4	IP4 - FL
	32.948	18.644	39.363	24.010	15.885

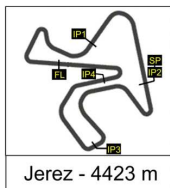


93

CIRCUITO DE JEREZ - CARDOSO SCHOOL
Sábado, 16 de Noviembre de 2019
ANÁLISIS - GRUPO VERDE - TANDA 4
93.- Fernando MAYOR DE LAS HERAS - CARDOSO SCHOOL

Lap	Time	IP1	IP2	IP3	IP4	VMax	FL
1	15:54:34	48.078	25.023	51.406	31.655	161,3	19.578
		48.078	1:13.101	2:04.507	2:36.162		2:55.739
2	15:58:24	47.684	24.724	1:01.949	48.878	173,2	46.439
		47.684	1:12.408	2:14.357	3:03.235		PIT EXIT
3	16:01:11	45.091	23.502	48.451	29.864	174,4	19.837
		45.091	1:08.593	1:57.044	2:26.908		2:46.745
4	16:03:51	39.760	22.769	48.639	29.630	173	19.815
		39.760	1:02.529	1:51.168	2:20.798		2:40.613
5	16:06:33	40.555	23.489	48.915	29.483	174,2	19.610
		40.555	1:04.044	1:52.959	2:22.442		2:42.051
6	16:09:12	39.556	23.069	47.292	29.318	175,6	19.608
		39.556	1:02.625	1:49.917	2:19.235		2:38.843
7	16:11:53	40.940	22.935	48.333	29.371	177,3	19.547
		40.940	1:03.875	1:52.208	2:21.579		2:41.126
8	16:14:32	39.257	23.261	47.592	29.352	172,7	19.480
		39.257	1:02.518	1:50.110	2:19.462		2:38.942
9		40.043					
		40.043					-----

Mejor Sectores	FL - IP1	IP1 - IP2	IP2 - IP3	IP3 - IP4	IP4 - FL
		39.257	22.769	47.292	29.318

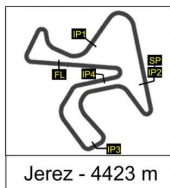


95

CIRCUITO DE JEREZ - CARDOSO SCHOOL
Sábado, 16 de Noviembre de 2019
ANÁLISIS - GRUPO VERDE - TANDA 4
95.- Mark MURPHY - CARDOSO SCHOOL

Lap	Time	IP1	IP2	IP3	IP4	VMax	FL
1	15:58:44	1:21.296 1:21.296	24.215 1:45.511	55.941 2:41.452	42.104 3:23.556	137,2	56.268 PIT EXIT
2	16:01:16	41.174 41.174	21.762 1:02.936	44.484 1:47.420	28.154 2:15.574	176,5	16.503 2:32.077
3	16:03:42	34.928 34.928	22.142 57.070	43.806 1:40.876	27.257 2:08.133	176,6	18.068 2:26.201
4	16:06:07	35.826 35.826	21.412 57.238	43.559 1:40.797	26.928 2:07.725	189,1	17.013 2:24.738
5	16:08:36	35.181 35.181	21.337 56.518	46.026 1:42.544	29.187 2:11.731	174,3	17.226 2:28.957
6	16:10:58	35.260 35.260	<u>20.748</u> 56.008	42.767 1:38.775	<u>26.767</u> 2:05.542	174,7	16.908 2:22.450
7	16:13:20	<u>34.477</u> <u>34.477</u>	20.958 <u>55.435</u>	<u>42.569</u> <u>1:38.004</u>	26.831 <u>2:04.835</u>	186,4	17.129 2:21.964
8		35.298 35.298	21.168 56.466	43.192 1:39.658		186	-----

Mejor Sectores	FL - IP1	IP1 - IP2	IP2 - IP3	IP3 - IP4	IP4 - FL
	34.477	20.748	42.569	26.767	16.503

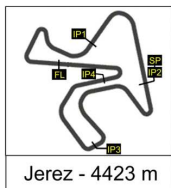


97

CIRCUITO DE JEREZ - CARDOSO SCHOOL
Sábado, 16 de Noviembre de 2019
ANÁLISIS - GRUPO VERDE - TANDA 4
97.- Jj O'KANE - CARDOSO SCHOOL

Lap	Time	IP1	IP2	IP3	IP4	VMax	FL
1	15:54:39	39.248 39.248	21.209 1:00.457	44.847 1:45.304	27.508 2:12.812	164,9	16.876 2:29.688
2	15:59:09	46.117 46.117	36.261 1:22.378	1:02.728 2:25.106	40.142 3:05.248	73,4	1:24.772 PIT EXIT
3	16:01:58	49.545 49.545	22.398 1:11.943	48.024 1:59.967	28.412 2:28.379	164,9	20.481 2:48.859
4	16:04:28	38.363 38.363	21.232 59.595	44.101 1:43.696	27.705 2:11.401	179	18.138 2:29.539
5	16:06:54	38.531 38.531	21.505 1:00.036	<u>42.655</u> 1:42.691	26.435 2:09.126	187,2	16.894 2:26.019
6	16:09:16	34.768 34.768	20.883 55.651	43.841 1:39.492	26.543 <u>2:06.035</u>	192,7	16.615 2:22.650
7	16:11:41	37.500 37.500	21.872 59.372	43.102 1:42.474	<u>25.990</u> 2:08.464	178	<u>16.545</u> 2:25.009
8		<u>34.640</u> <u>34.640</u>	<u>20.748</u> <u>55.388</u>	43.854 <u>1:39.242</u>	31.429 2:10.671	189,4	-----

Mejor Sectores	FL - IP1	IP1 - IP2	IP2 - IP3	IP3 - IP4	IP4 - FL
	34.640	20.748	42.655	25.990	16.545



98

CIRCUITO DE JEREZ - CARDOSO SCHOOL
Sábado, 16 de Noviembre de 2019
ANÁLISIS - GRUPO VERDE - TANDA 4
98.- Cian O'NELL - CARDOSO SCHOOL

Lap	Time	IP1	IP2	IP3	IP4	VMax	FL
1	15:53:50	42.215 42.215	22.085 1:04.300	42.426 1:46.726	25.955 2:12.681	168	16.751 2:29.432
2	15:58:42	34.630 34.630	20.547 55.177	44.755 1:39.932	46.435 2:26.367	164,8	2:25.816 PIT EXIT
3	16:01:10	38.238 38.238	22.049 1:00.287	43.583 1:43.870	26.900 2:10.770	159,8	17.231 2:28.001
4	16:04:31	35.588 35.588	19.576 55.164	40.825 1:35.989	27.317 2:03.306	196,5	1:17.762 PIT EXIT
5	16:06:58	41.855 41.855	21.545 1:03.400	42.261 1:45.661	25.392 2:11.053	173	16.068 2:27.121
6	16:09:14	34.071 34.071	19.294 53.365	40.650 1:34.015	24.805 1:58.820	211,2	16.708 2:15.528
7		39.030 39.030	20.316 59.346	40.384 1:39.730	25.568 2:05.298	180,7	-----

Mejor Sectores	FL - IP1	IP1 - IP2	IP2 - IP3	IP3 - IP4	IP4 - FL
	34.071	19.294	40.384	24.805	16.068

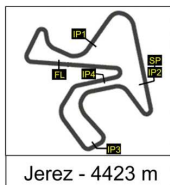


99

CIRCUITO DE JEREZ - CARDOSO SCHOOL
Sábado, 16 de Noviembre de 2019
ANÁLISIS - GRUPO VERDE - TANDA 4
99.- Jesus PRIETO ROSCO - CARDOSO SCHOOL

Lap	Time	IP1	IP2	IP3	IP4	VMax	FL
1	15:54:23	46.210 46.210	26.966 1:13.176	48.607 2:01.783	28.818 2:30.601	109,3	17.960 2:48.561
2	15:58:17	36.181 36.181	22.380 58.561	47.105 1:45.666	38.948 2:24.614	170,4	1:29.022 PIT EXIT
3	16:00:42	37.806 37.806	21.226 59.032	43.294 1:42.326	26.343 2:08.669	183,1	16.717 2:25.386
4	16:03:08	35.813 35.813	23.145 58.958	43.927 1:42.885	26.345 2:09.230	171,4	16.821 2:26.051
5	16:05:30	35.438 35.438	20.973 56.411	42.746 1:39.157	26.239 2:05.396	172,6	16.393 2:21.789
6	16:07:51	35.026 35.026	20.737 55.763	42.072 1:37.835	26.322 2:04.157	180,5	16.670 2:20.827
7	16:11:05	35.008 35.008	<u>20.711</u> <u>55.719</u>	41.880 1:37.599	26.422 <u>2:04.021</u>	181,1	1:10.114 PIT EXIT
8	16:13:27	37.467 37.467	20.736 58.203	42.136 1:40.339	<u>25.798</u> 2:06.137	185	<u>16.342</u> 2:22.479
9		<u>34.665</u> <u>34.665</u>	21.228 55.893	<u>41.111</u> <u>1:37.004</u>		183,3	-----

Mejor Sectores	FL - IP1	IP1 - IP2	IP2 - IP3	IP3 - IP4	IP4 - FL
	34.665	20.711	41.111	25.798	16.342

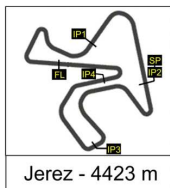


100

CIRCUITO DE JEREZ - CARDOSO SCHOOL
Sábado, 16 de Noviembre de 2019
ANÁLISIS - GRUPO VERDE - TANDA 4
100.- Nacho RAMOS SAN ANDRÉS - CARDOSO SCHOOL

Lap	Time	IP1	IP2	IP3	IP4	VMax	FL
1	15:59:08	45.364 45.364	23.863 1:09.227	50.468 1:59.695	39.405 2:39.100	146,3	3:15.038 PIT EXIT
2	16:01:56	49.233 49.233	23.272 1:12.505	48.041 2:00.546	28.977 2:29.523	145,5	19.140 2:48.663
3	16:04:33	39.121 39.121	22.482 1:01.603	47.445 1:49.048	28.684 2:17.732	168	18.632 2:36.364
4	16:07:08	39.261 39.261	22.241 1:01.502	<u>46.700</u> <u>1:48.202</u>	<u>28.642</u> <u>2:16.844</u>	149,5	18.510 2:35.354
5	16:09:44	<u>38.515</u> <u>38.515</u>	<u>22.118</u> <u>1:00.633</u>	48.180 1:48.813	28.975 2:17.788	173,6	<u>18.276</u> 2:36.064
6		39.308 39.308	22.577 1:01.885	46.756 1:48.641	29.572 2:18.213	143,6	-----

Mejor Sectores	FL - IP1	IP1 - IP2	IP2 - IP3	IP3 - IP4	IP4 - FL
	38.515	22.118	46.700	28.642	18.276

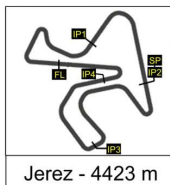


101

CIRCUITO DE JEREZ - CARDOSO SCHOOL
Sábado, 16 de Noviembre de 2019
ANÁLISIS - GRUPO VERDE - TANDA 4
101.- Roberto SÁNCHEZ DURO - CARDOSO SCHOOL

Lap	Time	IP1	IP2	IP3	IP4	VMax	FL
1	15:54:36	48.002	24.891	51.559	33.139	155,3	19.245
		48.002	1:12.893	2:04.452	2:37.591		2:56.836
2	15:58:34	48.459	36.297	1:02.874	40.084	78,6	50.022
		48.459	1:24.756	2:27.630	3:07.714		PIT EXIT
3	16:01:19	44.751	24.057	48.671	28.630	157,6	18.798
		44.751	1:08.808	1:57.479	2:26.109		2:44.907
4	16:03:59	39.912	23.267	48.906	29.161	160,3	19.218
		39.912	1:03.179	1:52.085	2:21.246		2:40.463
5	16:06:42	40.277	23.570	49.636	30.218	138,4	19.703
		40.277	1:03.847	1:53.483	2:23.701		2:43.404
6	16:09:22	38.485	22.733	51.128	28.801	151	18.754
		38.485	1:01.218	1:52.346	2:21.147		2:39.901
7	16:11:59	39.522	23.019	47.176	28.722	142,3	<u>18.353</u>
		39.522	1:02.541	1:49.717	2:18.439		2:36.792
8	16:14:32	38.413	<u>21.887</u>	<u>45.964</u>	<u>28.053</u>	160,2	18.395
		38.413	1:00.300	1:46.264	2:14.317		2:32.712
9		<u>38.296</u>					
		38.296					-----

Mejor Sectores	FL - IP1	IP1 - IP2	IP2 - IP3	IP3 - IP4	IP4 - FL
		38.296	21.887	45.964	28.053

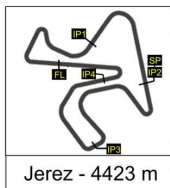


102

CIRCUITO DE JEREZ - CARDOSO SCHOOL
Sábado, 16 de Noviembre de 2019
ANÁLISIS - GRUPO VERDE - TANDA 4
102.- Paul SCOFIELD/ COSTELLO - CARDOSO SCHOOL

Lap	Time	IP1	IP2	IP3	IP4	VMax	FL
1	15:59:58	48.481 48.481	21.836 1:10.317	46.956 1:57.273	43.230 2:40.503	185,7	4:08.329 PIT EXIT
2	16:02:36	43.304 43.304	23.432 1:06.736	45.687 1:52.423	28.359 2:20.782	184,5	17.673 2:38.455
3	16:05:05	37.845 37.845	21.811 59.656	43.946 1:43.602	27.519 2:11.121	182,2	17.342 2:28.462
4	16:07:28	34.695 34.695	21.677 56.372	42.480 1:38.852	27.106 2:05.958	185,9	16.929 2:22.887
5	16:09:46	34.313 34.313	20.404 54.717	40.781 1:35.498	26.312 2:01.810	172	16.870 2:18.680
6	16:12:15	35.581 35.581	22.017 57.598	45.191 1:42.789	28.756 2:11.545	171,6	17.272 2:28.817
7	16:14:34	34.032 34.032	20.434 54.466	40.674 1:35.140	26.408 2:01.548	194	17.333 2:18.881
8		38.660 38.660					-----

Mejor Sectores	FL - IP1	IP1 - IP2	IP2 - IP3	IP3 - IP4	IP4 - FL
	34.032	20.404	40.674	26.312	16.870

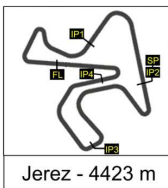


103

CIRCUITO DE JEREZ - CARDOSO SCHOOL
Sábado, 16 de Noviembre de 2019
ANÁLISIS - GRUPO VERDE - TANDA 4
103.- Tomas SZVITEK - CARDOSO SCHOOL

Lap	Time	IP1	IP2	IP3	IP4	VMax	FL
1	15:54:35	39.024 39.024	20.481 59.505	43.363 1:42.868	28.431 2:11.299	199,7	17.885 2:29.184
2	15:58:32	49.158 49.158	36.248 1:25.406	59.518 2:24.924	40.856 3:05.780	78,9	51.369 PIT EXIT
3	16:01:04	42.612 42.612	20.983 1:03.595	44.180 1:47.775	26.478 2:14.253	201,5	17.349 2:31.602
4	16:03:29	36.687 36.687	20.666 57.353	44.155 1:41.508	26.757 2:08.265	191,5	17.351 2:25.616
5	16:05:58	35.765 35.765	20.932 56.697	46.356 1:43.053	28.015 2:11.068	199,5	18.119 2:29.187
6	16:08:24	38.176 38.176	20.548 58.724	<u>42.654</u> 1:41.378	26.667 2:08.045	204,2	17.358 2:25.403
7	16:10:46	35.496 35.496	<u>20.269</u> 55.765	43.043 <u>1:38.808</u>	<u>26.017</u> <u>2:04.825</u>	202,5	17.592 2:22.417
8	16:13:10	<u>34.744</u> <u>34.744</u>	20.990 <u>55.734</u>	43.487 1:39.221	27.323 2:06.544	199,9	<u>16.980</u> 2:23.524
9		35.703 35.703	21.229 56.932	42.668 1:39.600	28.721 2:08.321	197,4	-----

Mejor Sectores	FL - IP1	IP1 - IP2	IP2 - IP3	IP3 - IP4	IP4 - FL
	34.744	20.269	42.654	26.017	16.980

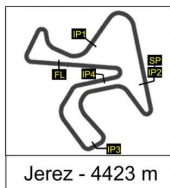


104

CIRCUITO DE JEREZ - CARDOSO SCHOOL
Sábado, 16 de Noviembre de 2019
ANÁLISIS - GRUPO VERDE - TANDA 4
104.- Jose Luis TORRALBA ROLDAN - CARDOSO SCHOOL

Lap	Time	IP1	IP2	IP3	IP4	VMax	FL
1	16:03:00	48.475 48.475	25.500 1:13.975	48.920 2:02.895	27.534 2:30.429	145,2	18.612 2:49.041
2	16:05:30	37.082 37.082	22.653 59.735	45.339 1:45.074	26.073 2:11.147	151,9	18.848 2:29.995
3	16:07:55	36.475 36.475	22.199 58.674	42.916 1:41.590	25.502 2:07.092	153	18.347 2:25.439
4	16:10:17	35.193 35.193	21.341 56.534	41.719 1:38.253	25.281 2:03.534	155,1	18.179 2:21.713
5	16:12:39	34.737 34.737	21.395 56.132	42.428 1:38.560	25.297 2:03.857	152,1	17.987 2:21.844
6	16:15:07	35.663 35.663	21.910 57.573	44.549 1:42.122	27.252 2:09.374	149,2	18.686 2:28.060
7							-----

Mejor Sectores	FL - IP1	IP1 - IP2	IP2 - IP3	IP3 - IP4	IP4 - FL
	34.737	21.341	41.719	25.281	17.987

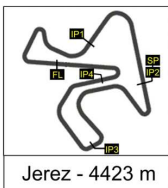


105

CIRCUITO DE JEREZ - CARDOSO SCHOOL
Sábado, 16 de Noviembre de 2019
ANÁLISIS - GRUPO VERDE - TANDA 4
105.- Keith TREACY - CARDOSO SCHOOL

Lap	Time	IP1	IP2	IP3	IP4	VMax	FL
1	15:53:45	42.081 42.081	20.772 1:02.853	42.480 1:45.333	25.306 2:10.639	200,5	16.177 2:26.816
2	15:58:33	33.773 33.773	19.570 53.343	42.543 1:35.886	31.753 2:07.639	206,3	2:40.342 PIT EXIT
3	16:00:58	42.733 42.733	20.464 1:03.197	41.570 1:44.767	24.531 2:09.298	205,2	16.149 2:25.447
4	16:03:16	<u>33.208</u> <u>33.208</u>	19.070 <u>52.278</u>	41.275 <u>1:33.553</u>	27.741 2:01.294	210	16.807 2:18.101
5	16:05:31	33.525 33.525	<u>18.836</u> 52.361	41.451 1:33.812	25.246 <u>1:59.058</u>	209,4	<u>15.632</u> 2:14.690
6	16:07:46	36.031 36.031	19.222 55.253	<u>39.638</u> 1:34.891	<u>24.304</u> 1:59.195	208	15.737 2:14.932
7		34.238 34.238	19.827 54.065	41.808 1:35.873	27.229 2:03.102	195,8	-----

Mejor Sectores	FL - IP1	IP1 - IP2	IP2 - IP3	IP3 - IP4	IP4 - FL
	33.208	18.836	39.638	24.304	15.632

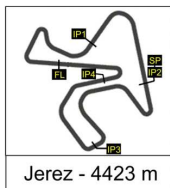


107

CIRCUITO DE JEREZ - CARDOSO SCHOOL
Sábado, 16 de Noviembre de 2019
ANÁLISIS - GRUPO VERDE - TANDA 4
107.- John WARD - CARDOSO SCHOOL

Lap	Time	IP1	IP2	IP3	IP4	VMax	FL
1	15:54:34	39.319 39.319	23.233 1:02.552	51.115 1:53.667	31.188 2:24.855	142,6	18.877 2:43.732
2	15:58:31	48.866 48.866	35.527 1:24.393	59.048 2:23.441	40.652 3:04.093	77	52.334 PIT EXIT
3	16:00:55	40.724 40.724	21.824 1:02.548	40.471 1:43.019	24.517 2:07.536	168,5	16.724 2:24.259
4	16:03:08	31.655 31.655	19.264 50.919	40.359 1:31.278	24.284 1:55.562	181,8	17.388 2:12.950
5	16:05:19	<u>31.064</u> <u>31.064</u>	20.042 51.106	39.203 1:30.309	<u>23.974</u> 1:54.283	176,5	16.706 2:10.989
6	16:07:30	31.765 31.765	19.159 50.924	38.994 1:29.918	24.872 1:54.790	180	<u>16.424</u> 2:11.213
7	16:09:43	32.233 32.233	19.563 51.796	<u>38.419</u> 1:30.215	25.263 1:55.478	179,4	17.621 2:13.099
8	16:11:53	31.283 31.283	<u>18.862</u> <u>50.145</u>	39.295 <u>1:29.440</u>	24.103 <u>1:53.543</u>	183,4	16.910 2:10.452
9	16:14:06	31.703 31.703	19.634 51.337	38.557 1:29.894	25.776 1:55.670	176,4	17.149 2:12.819
10		39.016 39.016	23.238 1:02.254			141,3	-----

Mejor Sectores	FL - IP1	IP1 - IP2	IP2 - IP3	IP3 - IP4	IP4 - FL
	31.064	18.862	38.419	23.974	16.424

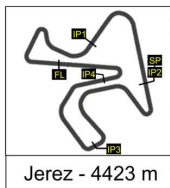


108

CIRCUITO DE JEREZ - CARDOSO SCHOOL
Sábado, 16 de Noviembre de 2019
ANÁLISIS - GRUPO VERDE - TANDA 4
108.- Oskar ZOLDAK - CARDOSO SCHOOL

Lap	Time	IP1	IP2	IP3	IP4	VMax	FL
1	15:53:49	42.619 42.619	20.806 1:03.425	41.839 1:45.264	26.283 2:11.547	191	16.596 2:28.143
2	15:59:13	34.624 34.624	19.600 54.224	42.752 1:36.976	34.449 2:11.425	198,1	3:12.075 PIT EXIT
3	16:01:47	46.578 46.578	21.841 1:08.419	42.538 1:50.957	26.246 2:17.203	206,9	16.674 2:33.877
4	16:04:08	35.335 35.335	19.647 54.982	41.059 1:36.041	26.862 2:02.903	188,8	18.776 2:21.679
5	16:06:31	34.852 34.852	19.361 54.213	43.771 1:37.984	27.460 2:05.444	185,9	16.993 2:22.437
6	16:08:50	35.177 35.177	19.674 54.851	42.173 1:37.024	26.058 2:03.082	195,4	16.315 2:19.397
7	16:11:06	<u>33.625</u> <u>33.625</u>	<u>19.164</u> <u>52.789</u>	41.029 <u>1:33.818</u>	25.634 <u>1:59.452</u>	195,3	16.049 2:15.501
8	16:13:22	34.272 34.272	19.602 53.874	40.727 1:34.601	<u>25.358</u> 1:59.959	202,4	<u>15.919</u> 2:15.878
9		34.472 34.472	20.314 54.786	<u>40.659</u> 1:35.445	27.497 2:02.942	215,3	-----

Mejor Sectores	FL - IP1	IP1 - IP2	IP2 - IP3	IP3 - IP4	IP4 - FL
	33.625	19.164	40.659	25.358	15.919

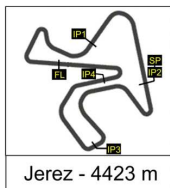


110

CIRCUITO DE JEREZ - CARDOSO SCHOOL
Sábado, 16 de Noviembre de 2019
ANÁLISIS - GRUPO VERDE - TANDA 4
110.- Eva - CARDOSO SCHOOL

Lap	Time	IP1	IP2	IP3	IP4	VMax	FL
1	16:00:27	2:26.687 2:26.687	25.604 2:52.291	52.577 3:44.868	36.651 4:21.519	153	2:26.392 PIT EXIT
2	16:03:19	49.553 49.553	24.669 1:14.222	49.353 2:03.575	30.343 2:33.918	163,9	18.305 2:52.223
3	16:05:59	39.834 39.834	23.904 1:03.738	48.466 1:52.204	29.052 2:21.256	152,2	18.733 2:39.989
4	16:08:38	39.999 39.999	22.248 1:02.247	47.809 1:50.056	29.868 2:19.924	161,8	19.099 2:39.022
5	16:11:16	39.125 39.125	22.204 1:01.329	47.541 1:48.870	30.154 2:19.024	184,8	19.254 2:38.278
6	16:14:01	40.429 40.429	23.269 1:03.698	50.256 1:53.954	30.581 2:24.535	161,6	20.184 2:44.719
7		40.803 40.803	23.762 1:04.565			174,7	-----

Mejor Sectores	FL - IP1	IP1 - IP2	IP2 - IP3	IP3 - IP4	IP4 - FL
	39.125	22.204	47.541	29.052	18.305

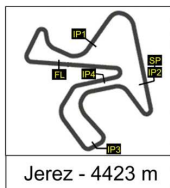


111

CIRCUITO DE JEREZ - CARDOSO SCHOOL
Sábado, 16 de Noviembre de 2019
ANÁLISIS - GRUPO VERDE - TANDA 4
111.- Lili - CARDOSO SCHOOL

Lap	Time	IP1	IP2	IP3	IP4	VMax	FL
1	16:00:27	2:22.620	24.233	49.136	35.699	153,4	2:34.417
		2:22.620	2:46.853	3:35.989	4:11.688		PIT EXIT
2	16:03:19	49.270	24.525	49.907	30.001	163,4	18.018
		49.270	1:13.795	2:03.702	2:33.703		2:51.721
3	16:05:59	39.880	23.895	48.582	29.116	151,2	18.451
		39.880	1:03.775	1:52.357	2:21.473		2:39.924
4	16:08:36	40.140	22.164	47.912	29.382	156	17.138
		40.140	1:02.304	1:50.216	2:19.598		2:36.736
5	16:10:51	34.401	19.145	40.692	24.911	203,7	16.052
		34.401	53.546	1:34.238	1:59.149		2:15.201
6	16:13:08	32.982	18.583	43.284	26.158	206,9	15.808
		32.982	51.565	1:34.849	2:01.007		2:16.815
7		33.133	18.227	39.352	29.252	214,2	
		33.133	51.360	1:30.712	1:59.964		-----

Mejor Sectores	FL - IP1	IP1 - IP2	IP2 - IP3	IP3 - IP4	IP4 - FL
	32.982	18.227	39.352	24.911	15.808

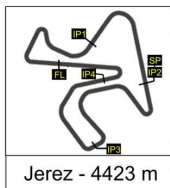


112

CIRCUITO DE JEREZ - CARDOSO SCHOOL
Sábado, 16 de Noviembre de 2019
ANÁLISIS - GRUPO VERDE - TANDA 4
112.- Carlos QUINTEIRO MARTINEZ - CARDOSO SCHOOL

Lap	Time	IP1	IP2	IP3	IP4	VMax	FL
1	15:59:09	47.966 47.966	25.289 1:13.255	52.120 2:05.375	41.454 2:46.829	155,5	2:59.350 PIT EXIT
2	16:01:57	49.712 49.712	22.251 1:11.963	49.093 2:01.056	27.959 2:29.015	161,9	19.006 2:48.021
3	16:04:27	37.365 37.365	21.473 58.838	44.862 1:43.700	28.158 2:11.858	191,9	17.977 2:29.835
4	16:06:50	36.280 36.280	20.343 56.623	43.384 1:40.007	26.059 2:06.066	203,2	16.815 2:22.881
5	16:09:14	35.779 35.779	20.769 56.548	44.337 1:40.885	26.120 2:07.005	200,2	17.270 2:24.275
6	16:11:39	37.916 37.916	20.494 58.410	43.081 1:41.491	25.946 2:07.437	205,1	17.346 2:24.783
7	16:14:05	35.976 35.976	20.476 56.452	44.870 1:41.322	28.143 2:09.465	195,8	16.979 2:26.444
8		36.533 36.533	20.085 56.618			205,7	-----

Mejor Sectores	FL - IP1	IP1 - IP2	IP2 - IP3	IP3 - IP4	IP4 - FL
	35.779	20.085	43.081	25.946	16.815

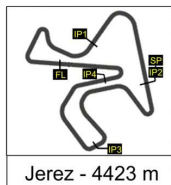


113

CIRCUITO DE JEREZ - CARDOSO SCHOOL
Sábado, 16 de Noviembre de 2019
ANÁLISIS - GRUPO VERDE - TANDA 4
113.- Domingo VILLERO CARRO - CARDOSO SCHOOL

Lap	Time	IP1	IP2	IP3	IP4	VMax	FL
1	15:58:60	46.299 46.299	27.342 1:13.641	48.842 2:02.483	42.887 2:45.370	118,8	2:48.675 PIT EXIT
2	16:01:51	45.812 45.812	26.340 1:12.152	48.013 2:00.165	30.229 2:30.394	109,5	20.516 2:50.910
3	16:04:29	37.923 37.923	24.809 1:02.732	45.576 1:48.308	29.337 2:17.645	112,9	20.666 2:38.311
4	16:07:08	39.630 39.630	24.872 1:04.502	45.159 1:49.661	29.045 2:18.706	120,1	20.700 2:39.405
5	16:09:44	37.672 37.672	24.837 1:02.509	45.262 1:47.771	28.433 2:16.204	124,8	19.668 2:35.872
6	16:12:20	37.375 37.375	23.975 1:01.350	<u>44.369</u> 1:45.719	29.490 2:15.209	125,6	20.070 2:35.279
7	16:14:52	<u>36.429</u> <u>36.429</u>	<u>23.953</u> <u>1:00.382</u>	44.791 <u>1:45.173</u>	<u>28.167</u> <u>2:13.340</u>	129,6	<u>19.438</u> <u>2:32.778</u>
8							-----

Mejor Sectores	FL - IP1	IP1 - IP2	IP2 - IP3	IP3 - IP4	IP4 - FL
	36.429	23.953	44.369	28.167	19.438



122

CIRCUITO DE JEREZ - CARDOSO SCHOOL
Sábado, 16 de Noviembre de 2019
ANÁLISIS - GRUPO VERDE - TANDA 4
122.- Grégoire ALTUNGY - CARDOSO SCHOOL

Lap	Time	IP1	IP2	IP3	IP4	VMax	FL
1	15:54:05	44.247 44.247	26.430 1:10.677	48.255 1:58.932	29.343 2:28.275	143,4	21.081 2:49.355
2	15:58:19	41.789 41.789	24.586 1:06.375	56.922 2:03.297	40.985 2:44.282	144,5	1:29.895 PIT EXIT
3	16:00:60	41.116 41.116	23.330 1:04.446	46.905 1:51.351	29.038 2:20.389	149,9	21.032 2:41.421
4	16:03:44	41.447 41.447	24.333 1:05.780	48.216 1:53.996	29.483 2:23.479	148,5	20.342 2:43.821
5		40.190 40.190	24.575 1:04.765	49.478 1:54.243	30.573 2:24.816	143,7	-----

Mejor Sectores	FL - IP1	IP1 - IP2	IP2 - IP3	IP3 - IP4	IP4 - FL
	40.190	23.330	46.905	29.038	20.342



160

CIRCUITO DE JEREZ - CARDOSO SCHOOL
Sábado, 16 de Noviembre de 2019
ANÁLISIS - GRUPO VERDE - TANDA 4
160.- DESCONOCIDO - CARDOSO SCHOOL

Lap	Time	IP1	IP2	IP3	IP4	VMax	FL
1	15:58:54	1:20.841 1:20.841	24.400 1:45.241	55.631 2:40.872	44.108 3:24.980	143,8	1:03.942 PIT EXIT
2	16:01:33	42.035 42.035	23.970 1:06.005	47.130 1:53.135	27.031 2:20.166	142,9	18.324 2:38.490
3	16:04:02	36.641 36.641	21.880 58.521	46.358 1:44.879	<u>26.924</u> 2:11.803	155,4	17.590 2:29.393
4	16:06:31	37.602 37.602	21.559 59.161	44.902 1:44.063	26.973 2:11.036	159,1	18.147 2:29.183
5	16:08:58	<u>36.210</u> <u>36.210</u>	<u>20.896</u> <u>57.106</u>	<u>44.222</u> <u>1:41.328</u>	27.790 <u>2:09.118</u>	172,4	<u>17.461</u> <u>2:26.579</u>
6	16:11:30	37.321 37.321	21.402 58.723	45.282 1:44.005	29.940 2:13.945	141,4	18.310 2:32.255
7	16:14:07	39.452 39.452	23.188 1:02.640	46.803 1:49.443	29.743 2:19.186	142,6	17.534 2:36.720
8		39.783 39.783	23.016 1:02.799			143,7	-----

Mejor Sectores	FL - IP1	IP1 - IP2	IP2 - IP3	IP3 - IP4	IP4 - FL
	36.210	20.896	44.222	26.924	17.461