



Jerez - 4423 m



16

CIRCUITO DE JEREZ - CARDOSO SCHOOL
Sábado, 16 de Noviembre de 2019
GRUPO AZUL - TANDA 4

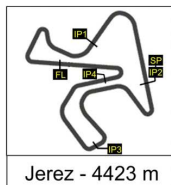
CONDICIONES ATMOSFERICAS: **Soleado**

ESTADO DE LA PISTA: **Seca**

Ord. #	Piloto	Licencia	Club	Marca	NV	VR	Tiempo	Gap	Intv	VMax
1	123	Oscar AZCOITI PURROY	CARDOSO SCHOOL	*	9	9	2:02.722	----	----	233,3
2	128	Javier GOMEZ REQUENA	CARDOSO SCHOOL		7	2	2:02.890	0.168	0.168	224,3
3	124	Antonio BERMUDO LOPEZ	CARDOSO SCHOOL	*	7	7	2:11.506	8.784	8.616	210,6
4	146	Ruben VINAGRE	CARDOSO SCHOOL		7	4	2:15.382	12.660	3.876	212,9
5	136	Antonio NIETO GARCIA	CARDOSO SCHOOL		6	6	2:17.987	15.266	2.606	183,7
6	126	Antonio DE TORRE	CARDOSO SCHOOL		7	5	2:20.068	17.346	2.080	186,8
7	139	Fabiano PAIVA	CARDOSO SCHOOL		6	6	2:22.868	20.146	2.800	196,5
8	133	Jose Luis MORALES FERN	CARDOSO SCHOOL		6	5	2:23.184	20.462	0.316	191,9
9	141	Juan Pedro PIÑA ORTEGA	CARDOSO SCHOOL	*	6	3	2:25.205	22.483	2.021	198,2
10	148	Agustin	CARDOSO SCHOOL		6	6	2:27.003	24.281	1.798	178,8
11	137	Iñigo OSORIO ANAYA	CARDOSO SCHOOL		6	5	2:31.193	28.472	4.191	175,4
12	121	Abdo AL ADIB MENDIRI	CARDOSO SCHOOL		6	3	2:36.906	34.184	5.712	157,4
13	122	Grégoire ALTUNGY	CARDOSO SCHOOL		6	6	2:38.075	35.353	1.169	150,6
14	147	Humberto GUEVARA	CARDOSO SCHOOL		5	4	2:38.719	35.997	0.644	169,1
15	129	Iván IGLESIAS GOBERNAD	CARDOSO SCHOOL		5	4	2:41.207	38.485	2.488	192,3
16	143	Arturo VELA RIQUELME	CARDOSO SCHOOL		6	4	2:41.627	38.905	0.420	177,8
17	138	Alvaro OSSORIO ANAYA	CARDOSO SCHOOL	*	6	4	2:44.796	42.074	3.169	161,9
18	125	Sergio BORREGA IGNACIO	CARDOSO SCHOOL		6	6	2:44.951	42.229	0.155	162,4
19	134	Manuel MURIEL ROMÁN	CARDOSO SCHOOL		6	5	2:51.428	48.706	6.477	159,4
20	131	Andres Jesus LEFLET PAL	CARDOSO SCHOOL	*	5	3	2:59.665	56.943	8.237	154,7
21	91	Oscar GONZÁLEZ REQUEJ	CARDOSO SCHOOL		5	3	3:06.979	1:04.257	7.314	167,6
22	132	Ricardo MATEO	CARDOSO SCHOOL		5	5	3:12.737	1:10.015	5.758	146,5
23	149	Ismael MARTINEZ LOPEZ	CARDOSO SCHOOL		0	0	PIT EXIT	----	----	0,0

Circuito de Jerez, 16 DE NOVIEMBRE DE 2019

Hora:	Hora:	RESULTADOS PUBLICADOS A LAS 16:40 HORAS
-------	-------	---

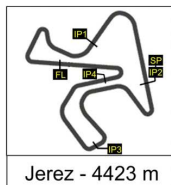


91

CIRCUITO DE JEREZ - CARDOSO SCHOOL
Sábado, 16 de Noviembre de 2019
ANÁLISIS - GRUPO AZUL - TANDA 4
91.- Oscar GONZÁLEZ REQUEJO - CARDOSO SCHOOL

Lap	Time	IP1	IP2	IP3	IP4	VMax	FL
1	16:26:38	52.882 52.882	29.894 1:22.776	1:01.426 2:24.202	36.563 3:00.765	108,6	22.718 3:23.482
2	16:29:52	48.164 48.164	27.324 1:15.488	59.373 2:14.861	37.333 2:52.194	164,6	21.619 3:13.812
3	16:32:59	47.170 47.170	26.749 1:13.919	55.933 2:09.852	35.718 2:45.570	160,8	21.409 3:06.979
4	16:36:11	48.290 48.290	26.882 1:15.172	59.111 2:14.283	35.450 2:49.733	153,7	22.471 3:12.204
5	16:39:19	46.902 46.902	26.873 1:13.775	56.007 2:09.782	35.945 2:45.727	167,6	22.117 3:07.844
6							-----

Mejor Sectores	FL - IP1	IP1 - IP2	IP2 - IP3	IP3 - IP4	IP4 - FL
	46.902	26.749	55.933	35.450	21.409

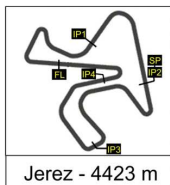


121

CIRCUITO DE JEREZ - CARDOSO SCHOOL
Sábado, 16 de Noviembre de 2019
ANÁLISIS - GRUPO AZUL - TANDA 4
121.- Abdo AL ADIB MENDIRI - CARDOSO SCHOOL

Lap	Time	IP1	IP2	IP3	IP4	VMax	FL
1	16:25:41	52.662 52.662	26.218 1:18.880	51.568 2:10.448	32.489 2:42.937	121,6	22.957 3:05.894
2	16:28:29	40.708 40.708	23.446 1:04.154	47.654 1:51.808	31.313 2:23.121	154	25.038 2:48.159
3	16:31:06	38.538 38.538	22.286 1:00.824	46.627 1:47.451	29.789 2:17.240	150,7	19.666 2:36.906
4	16:33:52	39.562 39.562	23.391 1:02.953	48.823 1:51.776	32.980 2:24.756	149,1	21.469 2:46.225
5	16:36:34	38.852 38.852	23.209 1:02.061	47.804 1:49.865	30.777 2:20.642	157,4	21.114 2:41.756
6	16:39:40	41.230 41.230	28.372 1:09.602	57.944 2:07.546	35.364 2:42.910	129,6	23.090 3:05.999
7							-----

Mejor Sectores	FL - IP1	IP1 - IP2	IP2 - IP3	IP3 - IP4	IP4 - FL
	38.538	22.286	46.627	29.789	19.666

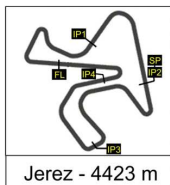


122

CIRCUITO DE JEREZ - CARDOSO SCHOOL
Sábado, 16 de Noviembre de 2019
ANÁLISIS - GRUPO AZUL - TANDA 4
122.- Grégoire ALTUNGY - CARDOSO SCHOOL

Lap	Time	IP1	IP2	IP3	IP4	VMax	FL
1	16:24:42	45.790 45.790	43.472 1:29.262	50.000 2:19.262	30.211 2:49.473	141,4	20.904 3:10.377
2	16:27:30	41.719 41.719	24.717 1:06.436	50.462 1:56.898	30.150 2:27.048	145,2	20.901 2:47.949
3	16:30:18	40.731 40.731	24.605 1:05.336	49.820 1:55.156	31.037 2:26.193	142,7	21.333 2:47.526
4	16:33:04	40.894 40.894	24.462 1:05.356	48.979 1:54.335	30.510 2:24.845	142,9	21.311 2:46.156
5	16:35:44	39.826 39.826	23.722 1:03.548	46.477 1:50.025	29.688 2:19.713	147,6	20.659 2:40.372
6	16:38:23	38.411 38.411	22.918 1:01.329	47.101 1:48.430	29.047 2:17.477	150,6	20.598 2:38.075
7		39.039 39.039	23.765 1:02.804			148,8	-----

Mejor Sectores	FL - IP1	IP1 - IP2	IP2 - IP3	IP3 - IP4	IP4 - FL
	38.411	22.918	46.477	29.047	20.598

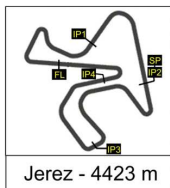


123

CIRCUITO DE JEREZ - CARDOSO SCHOOL
Sábado, 16 de Noviembre de 2019
ANÁLISIS - GRUPO AZUL - TANDA 4
123.- Oscar AZCOITI PURROY - CARDOSO SCHOOL

Lap	Time	IP1	IP2	IP3	IP4	VMax	FL
1	16:20:26	38.494 38.494	18.272 56.766	38.864 1:35.630	23.667 1:59.297	211,1	14.831 2:14.128
2	16:22:33	31.605 31.605	17.829 49.434	38.710 1:28.144	23.448 1:51.592	233,3	15.003 2:06.595
3	16:24:42	31.459 31.459	18.414 49.873	40.819 1:30.692	23.281 1:53.973	212	15.188 2:09.161
4	16:26:49	31.652 31.652	17.726 49.378	38.722 1:28.100	23.591 1:51.691	232,7	15.064 2:06.755
5	16:29:01	33.535 33.535	18.488 52.023	39.935 1:31.958	24.375 1:56.333	219,9	15.639 2:11.972
6	16:31:42	32.183 32.183	18.293 50.476	38.941 1:29.417	25.556 1:54.973	221,6	46.280 PIT EXIT
7	16:33:52	34.105 34.105	17.546 51.651	38.616 1:30.267	<u>22.859</u> 1:53.126	218,7	17.146 2:10.272
8	16:36:06	31.375 31.375	17.528 48.903	40.962 1:29.865	27.016 1:56.881	226,9	16.922 2:13.803
9	16:38:09	30.530 30.530	<u>16.862</u> <u>47.392</u>	37.806 1:25.198	22.931 <u>1:48.129</u>	220	<u>14.593</u> 2:02.722
10		<u>30.311</u> <u>30.311</u>	17.578 47.889	<u>36.761</u> <u>1:24.650</u>		222,2	-----

Mejor Sectores	FL - IP1	IP1 - IP2	IP2 - IP3	IP3 - IP4	IP4 - FL
	30.311	16.862	36.761	22.859	14.593

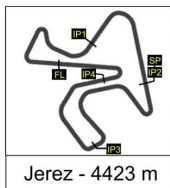


124

CIRCUITO DE JEREZ - CARDOSO SCHOOL
Sábado, 16 de Noviembre de 2019
ANÁLISIS - GRUPO AZUL - TANDA 4
124.- Antonio BERMUDO LOPEZ - CARDOSO SCHOOL

Lap	Time	IP1	IP2	IP3	IP4	VMax	FL
1	16:24:16	37.640 37.640	20.822 58.462	44.813 1:43.275	28.028 2:11.303	187,2	20.610 2:31.913
2	16:26:33	32.891 32.891	19.615 52.506	40.960 1:33.466	26.732 2:00.198	192,4	17.550 2:17.748
3	16:28:46	35.884 35.884	19.872 55.756	38.486 1:34.242	23.025 1:57.267	204,4	15.668 2:12.934
4	16:30:60	32.007 32.007	18.392 50.399	38.164 1:28.563	23.862 1:52.425	210,5	21.802 2:14.227
5	16:33:19	38.130 38.130	18.555 56.685	38.554 1:35.239	24.184 1:59.423	206,9	19.531 2:18.954
6	16:35:43	40.507 40.507	25.154 1:05.661	38.352 1:44.013	24.085 2:08.098	142,3	15.489 2:23.587
7	16:37:55	33.613 33.613	18.873 52.486	38.373 1:30.859	23.526 1:54.385	200,5	17.121 2:11.506
8		31.628 31.628	18.022 49.650	37.691 1:27.341	24.432 1:51.773	210,6	-----

Mejor Sectores	FL - IP1	IP1 - IP2	IP2 - IP3	IP3 - IP4	IP4 - FL
	31.628	18.022	37.691	23.025	15.489

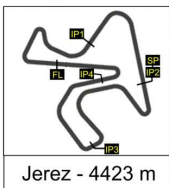


125

CIRCUITO DE JEREZ - CARDOSO SCHOOL
Sábado, 16 de Noviembre de 2019
ANÁLISIS - GRUPO AZUL - TANDA 4
125.- Sergio BORREGA IGNACIO - CARDOSO SCHOOL

Lap	Time	IP1	IP2	IP3	IP4	VMax	FL
1	16:25:05	47.149 47.149	26.690 1:13.839	50.978 2:04.817	33.327 2:38.144	142,7	21.428 2:59.572
2	16:27:57	40.147 40.147	24.622 1:04.769	<u>47.679</u> 1:52.448	31.408 2:23.856	153,3	28.381 2:52.237
3	16:30:44	41.328 41.328	<u>23.471</u> 1:04.799	49.535 1:54.334	33.215 2:27.549	162,4	19.544 2:47.093
4	16:33:30	40.238 40.238	23.978 1:04.216	50.292 1:54.508	32.431 2:26.939	150,3	<u>19.375</u> 2:46.314
5	16:36:23	<u>39.127</u> 39.127	25.339 1:04.466	52.508 1:56.974	35.165 2:32.139	149,4	20.767 2:52.906
6	16:39:08	40.498 40.498	23.935 1:04.433	48.761 1:53.194	<u>31.128</u> 2:24.322	151,2	20.629 2:44.951
7		39.411 39.411					-----

Mejor Sectores	FL - IP1	IP1 - IP2	IP2 - IP3	IP3 - IP4	IP4 - FL
	39.127	23.471	47.679	31.128	19.375

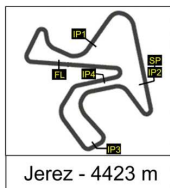


126

CIRCUITO DE JEREZ - CARDOSO SCHOOL
Sábado, 16 de Noviembre de 2019
ANÁLISIS - GRUPO AZUL - TANDA 4
126.- Antonio DE TORRE - CARDOSO SCHOOL

Lap	Time	IP1	IP2	IP3	IP4	VMax	FL
1	16:24:16	43.365 43.365	23.864 1:07.229	45.924 1:53.153	27.400 2:20.553	164,2	20.650 2:41.202
2	16:26:40	35.788 35.788	20.981 56.769	43.391 1:40.160	25.726 2:05.886	175,1	17.432 2:23.318
3	16:29:04	36.980 36.980	21.446 58.426	42.235 1:40.661	26.091 2:06.752	172,4	17.409 2:24.161
4	16:31:26	35.447 35.447	21.124 56.571	43.603 1:40.174	<u>25.336</u> 2:05.510	175,5	<u>16.566</u> 2:22.075
5	16:33:46	<u>33.751</u> <u>33.751</u>	<u>19.904</u> <u>53.655</u>	<u>41.543</u> <u>1:35.198</u>	27.933 <u>2:03.131</u>	186,8	16.937 2:20.068
6	16:36:10	33.817 33.817	21.058 54.875	45.027 1:39.902	26.638 2:06.540	171,7	17.068 2:23.608
7	16:38:32	34.462 34.462	20.425 54.887	43.582 1:38.469	26.818 2:05.287	178,2	17.351 2:22.638
8		34.444 34.444	20.264 54.708			177,7	-----

Mejor Sectores	FL - IP1	IP1 - IP2	IP2 - IP3	IP3 - IP4	IP4 - FL
	33.751	19.904	41.543	25.336	16.566



128

CIRCUITO DE JEREZ - CARDOSO SCHOOL
Sábado, 16 de Noviembre de 2019
ANÁLISIS - GRUPO AZUL - TANDA 4
128.- Javier GOMEZ REQUENA - CARDOSO SCHOOL

Lap	Time	IP1	IP2	IP3	IP4	VMax	FL
1	16:20:23	37.523 37.523	18.275 55.798	38.156 1:33.954	<u>22.868</u> 1:56.822	203,9	14.650 2:11.472
2	16:22:26	30.736 30.736	17.774 48.510	<u>36.821</u> 1:25.331	22.963 <u>1:48.294</u>	210,6	<u>14.596</u> 2:02.890
3	16:24:34	31.991 31.991	20.787 52.778	37.463 1:30.241	23.660 1:53.901	192	14.608 2:08.509
4	16:31:19	<u>30.672</u> <u>30.672</u>	<u>17.483</u> <u>48.155</u>	36.850 <u>1:25.005</u>	25.277 1:50.282	224,3	4:54.879 PIT EXIT
5	16:33:45	38.143 38.143	19.980 58.123	43.432 1:41.555	27.775 2:09.330	183,8	16.599 2:25.929
6	16:36:07	34.256 34.256	19.622 53.878	42.703 1:36.581	27.184 2:03.765	201,7	17.866 2:21.631
7	16:38:27	34.954 34.954	20.531 55.485	43.356 1:38.841	25.362 2:04.203	197,1	15.972 2:20.175
8		35.058 35.058	21.894 56.952			188,4	-----

Mejor Sectores	FL - IP1	IP1 - IP2	IP2 - IP3	IP3 - IP4	IP4 - FL
	30.672	17.483	36.821	22.868	14.596



129

CIRCUITO DE JEREZ - CARDOSO SCHOOL
Sábado, 16 de Noviembre de 2019
ANÁLISIS - GRUPO AZUL - TANDA 4
129.- Iván IGLESIAS GOBERNADO - CARDOSO SCHOOL

Lap	Time	IP1	IP2	IP3	IP4	VMax	FL
1	16:26:32	53.469 53.469	30.042 1:23.511	1:00.323 2:23.834	36.188 3:00.022	122,1	22.918 3:22.940
2	16:29:24	42.295 42.295	24.505 1:06.800	52.404 1:59.204	33.372 2:32.576	170,7	19.519 2:52.095
3	16:32:09	42.134 42.134	22.422 1:04.556	49.353 1:53.909	30.633 2:24.542	177,4	20.664 2:45.206
4	16:34:50	<u>41.442</u> <u>41.442</u>	22.512 <u>1:03.954</u>	48.363 <u>1:52.317</u>	<u>30.402</u> <u>2:22.719</u>	187,1	18.488 2:41.207
5	16:37:34	42.514 42.514	22.278 1:04.792	<u>48.353</u> 1:53.145	31.304 2:24.449	188,2	19.005 2:43.454
6		42.429 42.429	<u>21.835</u> 1:04.264	48.385 1:52.649	33.212 2:25.861	192,3	-----

Mejor Sectores	FL - IP1	IP1 - IP2	IP2 - IP3	IP3 - IP4	IP4 - FL
	41.442	21.835	48.353	30.402	18.488

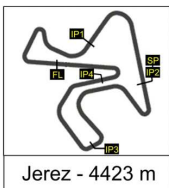


131

CIRCUITO DE JEREZ - CARDOSO SCHOOL
Sábado, 16 de Noviembre de 2019
ANÁLISIS - GRUPO AZUL - TANDA 4
131.- Andres Jesus LEFLET PALMA - CARDOSO SCHOOL

Lap	Time	IP1	IP2	IP3	IP4	VMax	FL
1	16:26:35	52.672 52.672	29.985 1:22.657	1:00.082 2:22.739	35.564 2:58.303	114	23.231 3:21.534
2	16:29:37	47.255 47.255	26.102 1:13.357	54.588 2:07.945	33.888 2:41.833	148,1	20.601 3:02.434
3	16:32:37	45.287 45.287	26.051 1:11.338	<u>53.775</u> 2:05.113	<u>33.848</u> 2:38.961	145,7	20.704 2:59.665
4	16:35:37	44.739 44.739	26.184 1:10.923	53.796 <u>2:04.719</u>	33.922 <u>2:38.641</u>	139,2	21.072 2:59.713
5	16:38:42	48.153 48.153	25.372 1:13.525	55.314 2:08.839	35.439 2:44.278	154,7	20.722 3:04.999
6		<u>43.130</u> <u>43.130</u>	<u>24.939</u> <u>1:08.069</u>			147,2	-----

Mejor Sectores	FL - IP1	IP1 - IP2	IP2 - IP3	IP3 - IP4	IP4 - FL
	43.130	24.939	53.775	33.848	20.601

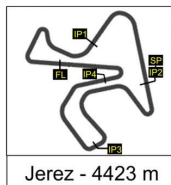


132

CIRCUITO DE JEREZ - CARDOSO SCHOOL
Sábado, 16 de Noviembre de 2019
ANÁLISIS - GRUPO AZUL - TANDA 4
132.- Ricardo MATEO - CARDOSO SCHOOL

Lap	Time	IP1	IP2	IP3	IP4	VMax	FL
1	16:26:33	53.508 53.508	30.098 1:23.606	1:00.409 2:24.015	36.055 3:00.070	131	24.467 3:24.537
2	16:29:52	49.488 49.488	28.805 1:18.293	1:00.894 2:19.187	36.874 2:56.061	135,9	23.044 3:19.104
3	16:33:09	49.188 49.188	<u>28.037</u> 1:17.225	59.871 2:17.096	36.327 2:53.423	146,5	23.442 3:16.865
4	16:36:25	49.139 49.139	28.438 1:17.577	1:00.146 2:17.723	36.005 2:53.728	139,3	22.748 3:16.476
5	16:39:38	<u>47.628</u> <u>47.628</u>	28.711 <u>1:16.339</u>	<u>58.640</u> <u>2:14.979</u>	<u>35.102</u> <u>2:50.081</u>	129	<u>22.656</u> 3:12.737
6							-----

Mejor Sectores	FL - IP1	IP1 - IP2	IP2 - IP3	IP3 - IP4	IP4 - FL
	47.628	28.037	58.640	35.102	22.656

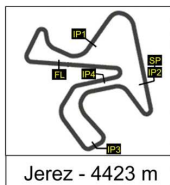


133

CIRCUITO DE JEREZ - CARDOSO SCHOOL
Sábado, 16 de Noviembre de 2019
ANÁLISIS - GRUPO AZUL - TANDA 4
133.- Jose Luis MORALES FERNANDEZ - CARDOSO SCHOOL

Lap	Time	IP1	IP2	IP3	IP4	VMax	FL
1	16:26:33	52.039 52.039	30.444 1:22.483	1:00.573 2:23.056	35.716 2:58.772	114,4	22.867 3:21.639
2	16:29:26	41.950 41.950	24.700 1:06.650	51.750 1:58.400	33.871 2:32.271	153,1	20.165 2:52.436
3	16:32:08	42.312 42.312	23.047 1:05.359	47.858 1:53.217	30.827 2:24.044	180,5	18.498 2:42.542
4	16:34:34	35.948 35.948	21.320 57.268	43.330 1:40.598	26.133 2:06.731	185	19.002 2:25.733
5	16:36:57	<u>35.593</u> 35.593	<u>20.760</u> 56.353	<u>43.077</u> 1:39.430	<u>25.965</u> 2:05.395	191,9	<u>17.789</u> 2:23.184
6	16:39:25	36.346 36.346	21.277 57.623	45.173 1:42.796	26.335 2:09.131	188,5	19.244 2:28.375
7							-----

Mejor Sectores	FL - IP1	IP1 - IP2	IP2 - IP3	IP3 - IP4	IP4 - FL
	35.593	20.760	43.077	25.965	17.789

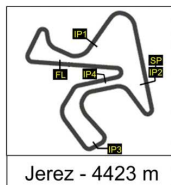


134

CIRCUITO DE JEREZ - CARDOSO SCHOOL
Sábado, 16 de Noviembre de 2019
ANÁLISIS - GRUPO AZUL - TANDA 4
134.- Manuel MURIEL ROMÁN - CARDOSO SCHOOL

Lap	Time	IP1	IP2	IP3	IP4	VMax	FL
1	16:25:08	47.017 47.017	26.194 1:13.211	51.635 2:04.846	32.452 2:37.298	151	26.432 3:03.729
2	16:28:06	46.875 46.875	25.129 1:12.004	51.694 2:03.698	33.184 2:36.882	159,4	21.470 2:58.352
3	16:30:58	42.683 42.683	24.735 1:07.418	51.420 1:58.838	31.834 2:30.672	157,2	21.389 2:52.061
4	16:33:54	41.170 41.170	24.561 1:05.731	52.810 1:58.541	32.216 2:30.757	150,1	24.596 2:55.353
5	16:36:45	43.721 43.721	24.188 1:07.909	50.840 1:58.749	32.048 2:30.797	151,8	20.631 2:51.428
6	16:39:40	41.498 41.498	24.053 1:05.551	52.714 1:58.265	34.377 2:32.642	158,7	21.966 2:54.608
7							-----

Mejor Sectores	FL - IP1	IP1 - IP2	IP2 - IP3	IP3 - IP4	IP4 - FL
	41.170	24.053	50.840	31.834	20.631

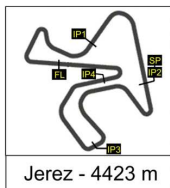


136

CIRCUITO DE JEREZ - CARDOSO SCHOOL
Sábado, 16 de Noviembre de 2019
ANÁLISIS - GRUPO AZUL - TANDA 4
136.- Antonio NIETO GARCIA - CARDOSO SCHOOL

Lap	Time	IP1	IP2	IP3	IP4	VMax	FL
1	16:25:010	48.580	26.665	49.568	32.546	124	22.365
		48.580	1:15.245	2:04.813	2:37.359		2:59.724
2	16:27:55	39.502	23.823	49.432	31.270	140,7	21.329
		39.502	1:03.325	1:52.757	2:24.027		2:45.356
3	16:30:36	38.382	23.203	49.089	29.854	136,3	20.335
		38.382	1:01.585	1:50.674	2:20.528		2:40.863
4	16:33:07	36.877	21.410	45.405	27.530	161,8	19.320
		36.877	58.287	1:43.692	2:11.222		2:30.542
5	16:35:33	38.594	21.610	42.485	25.921	165,4	17.404
		38.594	1:00.204	1:42.689	2:08.610		2:26.014
6	16:37:51	34.664	<u>19.971</u>	<u>41.051</u>	<u>24.724</u>	183,7	17.578
		34.664	54.635	1:35.686	2:00.410		2:17.987
7		<u>34.286</u>	20.104	43.427		173,2	
		34.286	54.390	1:37.817			-----

Mejor Sectores	FL - IP1	IP1 - IP2	IP2 - IP3	IP3 - IP4	IP4 - FL
		34.286	19.971	41.051	24.724

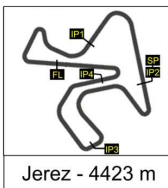


137

CIRCUITO DE JEREZ - CARDOSO SCHOOL
Sábado, 16 de Noviembre de 2019
ANÁLISIS - GRUPO AZUL - TANDA 4
137.- Iñigo OSORIO ANAYA - CARDOSO SCHOOL

Lap	Time	IP1	IP2	IP3	IP4	VMax	FL
1	16:25:07	47.780 47.780	25.979 1:13.759	51.192 2:04.951	32.631 2:37.582	141,3	21.693 2:59.275
2	16:27:54	40.790 40.790	23.961 1:04.751	49.345 1:54.096	31.279 2:25.375	152,6	21.338 2:46.713
3	16:30:34	38.887 38.887	23.032 1:01.919	48.737 1:50.656	29.736 2:20.392	154,9	19.827 2:40.219
4	16:33:010	<u>36.595</u> <u>36.595</u>	21.492 <u>58.087</u>	45.102 <u>1:43.189</u>	28.107 <u>2:11.296</u>	170,1	24.210 2:35.506
5	16:35:41	39.576 39.576	21.960 1:01.536	<u>44.028</u> 1:45.564	<u>27.427</u> 2:12.991	170,9	18.203 2:31.193
6	16:38:14	40.442 40.442	<u>21.242</u> 1:01.684	45.735 1:47.419	28.068 2:15.487	175,4	<u>17.828</u> 2:33.315
7		36.624 36.624	21.966 58.590	44.864 1:43.454		164	-----

Mejor Sectores	FL - IP1	IP1 - IP2	IP2 - IP3	IP3 - IP4	IP4 - FL
	36.595	21.242	44.028	27.427	17.828

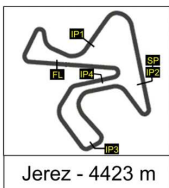


138

CIRCUITO DE JEREZ - CARDOSO SCHOOL
Sábado, 16 de Noviembre de 2019
ANÁLISIS - GRUPO AZUL - TANDA 4
138.- Alvaro OSSORIO ANAYA - CARDOSO SCHOOL

Lap	Time	IP1	IP2	IP3	IP4	VMax	FL
1	16:25:07	48.292 48.292	26.039 1:14.331	51.536 2:05.867	32.626 2:38.493	151,8	21.570 3:00.063
2	16:27:53	41.004 41.004	23.893 1:04.897	49.233 1:54.130	31.508 2:25.638	155,9	20.282 2:45.920
3	16:30:38	<u>39.115</u> <u>39.115</u>	<u>23.286</u> <u>1:02.401</u>	<u>48.454</u> <u>1:50.855</u>	<u>30.081</u> <u>2:20.936</u>	159,1	24.984 2:45.920
4	16:33:23	40.356 40.356	24.332 1:04.688	48.698 1:53.386	31.607 2:24.993	152,9	<u>19.803</u> 2:44.796
5	16:36:10	40.367 40.367	24.782 1:05.149	49.659 1:54.808	31.590 2:26.398	158,2	20.291 2:46.689
6	16:38:57	40.867 40.867	24.235 1:05.102	49.039 1:54.141	32.204 2:26.345	161,9	20.776 2:47.121
7		42.118 42.118					-----

Mejor Sectores	FL - IP1	IP1 - IP2	IP2 - IP3	IP3 - IP4	IP4 - FL
	39.115	23.286	48.454	30.081	19.803



139

CIRCUITO DE JEREZ - CARDOSO SCHOOL
Sábado, 16 de Noviembre de 2019
ANÁLISIS - GRUPO AZUL - TANDA 4
139.- Fabiano PAIVA - CARDOSO SCHOOL

Lap	Time	IP1	IP2	IP3	IP4	VMax	FL
1	16:25:08	47.642 47.642	25.974 1:13.616	51.371 2:04.987	32.575 2:37.562	136,6	22.065 2:59.627
2	16:27:55	40.222 40.222	23.964 1:04.186	49.601 1:53.787	31.251 2:25.038	144	21.312 2:46.350
3	16:30:35	38.535 38.535	23.162 1:01.697	49.168 1:50.865	29.714 2:20.579	141,5	20.329 2:40.908
4	16:33:05	36.703 36.703	21.334 58.037	45.652 1:43.689	27.279 2:10.968	166,8	18.825 2:29.793
5	16:35:40	36.941 36.941	19.779 56.720	42.300 1:39.020	<u>25.428</u> <u>2:04.448</u>	178,6	30.140 2:34.588
6	16:38:03	39.998 39.998	<u>19.278</u> 59.276	<u>40.773</u> 1:40.049	26.372 2:06.421	192	<u>16.447</u> 2:22.868
7		<u>34.214</u> <u>34.214</u>	19.384 <u>53.598</u>	42.578 <u>1:36.176</u>		196,5	-----

Mejor Sectores	FL - IP1	IP1 - IP2	IP2 - IP3	IP3 - IP4	IP4 - FL
	34.214	19.278	40.773	25.428	16.447

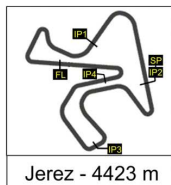


141

CIRCUITO DE JEREZ - CARDOSO SCHOOL
Sábado, 16 de Noviembre de 2019
ANÁLISIS - GRUPO AZUL - TANDA 4
141.- Juan Pedro PIÑA ORTEGA - CARDOSO SCHOOL

Lap	Time	IP1	IP2	IP3	IP4	VMax	FL
1	16:25:40	53.058 53.058	26.403 1:19.461	51.623 2:11.084	32.423 2:43.507	121	22.654 3:06.161
2	16:28:25	40.162 40.162	22.785 1:02.947	44.145 1:47.092	27.399 2:14.491	190,8	30.975 2:45.466
3	16:30:51	36.940 36.940	20.340 57.280	43.361 1:40.641	27.529 2:08.170	195,6	17.035 2:25.205
4	16:33:17	36.644 36.644	20.691 57.335	44.376 1:41.711	27.511 2:09.222	192,7	17.153 2:26.375
5	16:35:42	36.321 36.321	20.334 56.655	42.786 1:39.441	27.989 2:07.430	198,2	17.786 2:25.216
6	16:38:08	39.733 39.733	20.850 1:00.583	42.343 1:42.926	26.444 2:09.370	190,4	16.820 2:26.190
7		35.010 35.010	19.949 54.959	42.474 1:37.433		197,4	-----

Mejor Sectores	FL - IP1	IP1 - IP2	IP2 - IP3	IP3 - IP4	IP4 - FL
	35.010	19.949	42.343	26.444	16.820

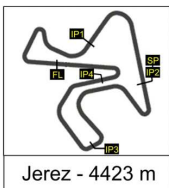


143

CIRCUITO DE JEREZ - CARDOSO SCHOOL
Sábado, 16 de Noviembre de 2019
ANÁLISIS - GRUPO AZUL - TANDA 4
143.- Arturo VELA RIQUELME - CARDOSO SCHOOL

Lap	Time	IP1	IP2	IP3	IP4	VMax	FL
1	16:25:39	53.532 53.532	26.572 1:20.104	50.860 2:10.964	32.797 2:43.761	129	22.997 3:06.758
2	16:28:30	40.725 40.725	23.440 1:04.165	48.955 1:53.120	31.316 2:24.436	177,8	26.453 2:50.889
3	16:31:12	40.763 40.763	23.272 1:04.035	48.009 1:52.044	30.290 2:22.334	153,8	19.491 2:41.825
4	16:33:53	<u>38.981</u> <u>38.981</u>	<u>22.731</u> <u>1:01.712</u>	<u>46.648</u> <u>1:48.360</u>	32.308 <u>2:20.668</u>	164,8	20.959 2:41.627
5	16:36:35	40.883 40.883	23.223 1:04.106	47.002 1:51.108	30.685 2:21.793	148	20.227 2:42.019
6	16:39:23	40.785 40.785	27.214 1:07.999	50.348 1:58.347	<u>29.710</u> 2:28.057	142,7	<u>19.371</u> 2:47.427
7							-----

Mejor Sectores	FL - IP1	IP1 - IP2	IP2 - IP3	IP3 - IP4	IP4 - FL
	38.981	22.731	46.648	29.710	19.371

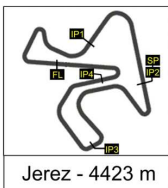


146

CIRCUITO DE JEREZ - CARDOSO SCHOOL
Sábado, 16 de Noviembre de 2019
ANÁLISIS - GRUPO AZUL - TANDA 4
146.- Ruben VINAGRE - CARDOSO SCHOOL

Lap	Time	IP1	IP2	IP3	IP4	VMax	FL
1	16:24:14	43.960 43.960	22.118 1:06.078	46.143 1:52.221	27.783 2:20.004	143,5	19.490 2:39.494
2	16:26:34	34.164 34.164	19.589 53.753	41.106 1:34.859	25.944 2:00.803	197,9	19.397 2:20.200
3	16:28:52	36.899 36.899	19.718 56.617	41.093 1:37.710	<u>25.112</u> 2:02.822	178,9	15.791 2:18.613
4	16:31:08	34.344 34.344	19.528 53.872	40.396 1:34.268	25.296 <u>1:59.564</u>	208,2	15.818 2:15.382
5	16:33:25	34.249 34.249	21.190 55.439	40.296 1:35.735	25.827 2:01.562	205,4	15.828 2:17.390
6	16:35:42	34.540 34.540	19.448 53.988	40.628 1:34.616	25.629 2:00.245	212,9	16.704 2:16.949
7	16:38:02	38.516 38.516	20.491 59.007	40.070 1:39.077	25.117 2:04.194	208,6	<u>15.468</u> 2:19.661
8		<u>32.500</u> <u>32.500</u>	<u>19.005</u> <u>51.505</u>	<u>39.884</u> <u>1:31.389</u>		203,7	-----

Mejor Sectores	FL - IP1	IP1 - IP2	IP2 - IP3	IP3 - IP4	IP4 - FL
	32.500	19.005	39.884	25.112	15.468

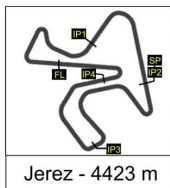


147

CIRCUITO DE JEREZ - CARDOSO SCHOOL
Sábado, 16 de Noviembre de 2019
ANÁLISIS - GRUPO AZUL - TANDA 4
147.- Humberto GUEVARA - CARDOSO SCHOOL

Lap	Time	IP1	IP2	IP3	IP4	VMax	FL
1	16:26:30	52.863 52.863	30.179 1:23.042	1:01.028 2:24.070	34.847 2:58.917	116,8	21.137 3:20.054
2	16:29:24	42.874 42.874	24.842 1:07.716	52.209 1:59.925	33.455 2:33.380	144,1	20.452 2:53.832
3	16:32:13	43.994 43.994	25.175 1:09.169	49.930 1:59.099	31.457 2:30.556	164,3	18.353 2:48.909
4	16:34:51	<u>39.742</u> <u>39.742</u>	23.090 <u>1:02.832</u>	<u>47.560</u> <u>1:50.392</u>	<u>29.986</u> <u>2:20.378</u>	165,7	18.341 2:38.719
5	16:37:33	39.751 39.751	23.428 1:03.179	48.263 1:51.442	31.548 2:22.990	158,9	18.636 2:41.626
6		43.680 43.680	<u>22.806</u> 1:06.486	48.524 1:55.010	32.848 2:27.858	169,1	-----

Mejor Sectores	FL - IP1	IP1 - IP2	IP2 - IP3	IP3 - IP4	IP4 - FL
	39.742	22.806	47.560	29.986	18.341

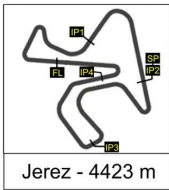


148

CIRCUITO DE JEREZ - CARDOSO SCHOOL
Sábado, 16 de Noviembre de 2019
ANÁLISIS - GRUPO AZUL - TANDA 4
148.- Agustin - CARDOSO SCHOOL

Lap	Time	IP1	IP2	IP3	IP4	VMax	FL
1	16:25:41	52.638 52.638	26.355 1:18.993	51.749 2:10.742	31.870 2:42.612	135,9	22.328 3:04.940
2	16:28:28	39.557 39.557	23.427 1:02.984	46.492 1:49.476	27.718 2:17.194	169,9	29.671 2:46.865
3	16:31:03	37.231 37.231	21.725 58.956	45.786 1:44.742	27.959 2:12.701	165,4	22.530 2:35.231
4	16:33:33	37.184 37.184	22.792 59.976	44.407 1:44.383	27.159 2:11.542	174,6	17.810 2:29.352
5	16:36:05	37.230 37.230	21.506 58.736	47.279 1:46.015	28.860 2:14.875	178,4	17.857 2:32.732
6	16:38:32	<u>36.168</u> 36.168	21.828 <u>57.996</u>	<u>44.213</u> 1:42.209	<u>27.113</u> 2:09.322	173	<u>17.681</u> 2:27.003
7		37.081 37.081	<u>21.284</u> 58.365			178,8	-----

Mejor Sectores	FL - IP1	IP1 - IP2	IP2 - IP3	IP3 - IP4	IP4 - FL
	36.168	21.284	44.213	27.113	17.681



149

CIRCUITO DE JEREZ - CARDOSO SCHOOL
Sábado, 16 de Noviembre de 2019
ANÁLISIS - GRUPO AZUL - TANDA 4
149.- Ismael MARTINEZ LOPEZ - CARDOSO SCHOOL

Lap	Time	IP1	IP2	IP3	IP4	VMax	FL
1		41.760 41.760					-----

Mejor Sectores	FL - IP1	IP1 - IP2	IP2 - IP3	IP3 - IP4	IP4 - FL
	41.760	-----	-----	-----	-----