



Jerez - 4423 m



18

CIRCUITO DE JEREZ - CARDOSO SCHOOL

Sábado, 16 de Noviembre de 2019

GRUPO ROJO - TANDA 5

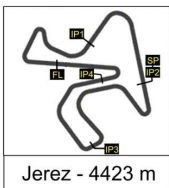
CONDICIONES ATMOSFERICAS: **Soleado**

ESTADO DE LA PISTA: **Seca**

Ord.	#	Piloto	Licencia	Club	Marca	NV	VR	Tiempo	Gap	Intv	VMax
1	74	Adriano DONOSO RODRIG		CARDOSO SCHOOL		4	2	1:58.851	----	----	178,9
2	12	Fernando GONZALEZ GON		CARDOSO SCHOOL		2	2	2:01.674	2.823	2.823	236,5
3	3	Marcos BOTANA FERNAND		CARDOSO SCHOOL	*	5	5	2:01.690	2.839	0.016	238,8
4	56	Jan KOKANIC		CARDOSO SCHOOL		6	6	2:01.875	3.024	0.185	231,9
5	69	Udo SCHÄFER		CARDOSO SCHOOL	*	6	2	2:02.336	3.485	0.461	225,5
6	45	Andrius CELIUS		CARDOSO SCHOOL		5	5	2:03.986	5.135	1.650	222,8
7	94	Kieran MOORE		CARDOSO SCHOOL	*	5	5	2:04.292	5.441	0.306	210,4
8	106	Eduardo VILLALBA GARCIA		CARDOSO SCHOOL		5	4	2:04.611	5.760	0.319	229,6
9	17	Steve HARNETT		CARDOSO SCHOOL		5	4	2:05.001	6.150	0.390	214,2
10	75	Juan Carlos POZO SALIDO		CARDOSO SCHOOL		5	4	2:05.416	6.565	0.415	208,7
11	53	Ricardo JIMENEZ PIRES		CARDOSO SCHOOL		4	3	2:05.455	6.605	0.040	211,2
12	96	Fco Javier NOBREGA DOBL		CARDOSO SCHOOL		5	4	2:07.396	8.545	1.940	203,7
13	64	Pedro PONSETI ANTICH		CARDOSO SCHOOL		5	5	2:07.534	8.683	0.138	212,4
14	2	Kevin BLAKE		CARDOSO SCHOOL	*	5	5	2:07.764	8.913	0.230	208,3
15	11	Juan Javier GARCIA PLAZA		CARDOSO SCHOOL		3	3	2:09.405	10.554	1.641	211,6
16	16	Lee HARNETT		CARDOSO SCHOOL	*	5	5	2:09.960	11.109	0.555	217,3
17	62	Juan MONTIEL LLABRES		CARDOSO SCHOOL		5	3	2:10.166	11.315	0.206	191,3
18	72	Krzysztof SIEWIERSKI		CARDOSO SCHOOL		5	5	2:10.385	11.534	0.219	201,4
19	61	Thomas MONAGHAN		CARDOSO SCHOOL		5	5	2:11.039	12.188	0.654	201,7
20	114	Juan DIAZ MOLINA		CARDOSO SCHOOL	*	6	5	2:11.372	12.521	0.333	154,0
21	63	Gerardo J OVALLE FERNÁ		CARDOSO SCHOOL		6	5	2:11.423	12.572	0.051	207,3
22	73	Carlos VALPARAISO SÁNC		CARDOSO SCHOOL		5	5	2:11.523	12.672	0.100	207,0
23	71	Graham SHEEHAN		CARDOSO SCHOOL		5	2	2:11.711	12.860	0.188	205,3
24	42	Miguel ALBERTOS CABAÑA		CARDOSO SCHOOL		5	4	2:12.065	13.214	0.354	188,1
25	65	Carlos RODRÍGUEZ GONZ		CARDOSO SCHOOL		5	5	2:12.546	13.695	0.481	205,5
26	54	Denis KENNEDY		CARDOSO SCHOOL		5	5	2:12.614	13.763	0.068	203,0
27	44	Damien CARSON		CARDOSO SCHOOL		5	3	2:12.633	13.782	0.019	194,5
28	7	Mark DOWNES		CARDOSO SCHOOL		5	5	2:13.258	14.407	0.625	204,5
29	59	Ullar LIIV		CARDOSO SCHOOL		5	5	2:14.934	16.084	1.677	188,3
30	8	Erick ECKFELDER		CARDOSO SCHOOL		4	3	2:15.720	16.869	0.785	201,0
31	66	Tomas RODRÍGUEZ OTER		CARDOSO SCHOOL		2	2	2:19.458	20.607	3.738	200,9
32	60	Marcelino LOPEZ		CARDOSO SCHOOL		3	3	2:26.015	27.164	6.557	193,1
33	46	Jordan CORBY		CARDOSO SCHOOL		5	5	2:31.285	32.434	5.270	180,8
34	21	Shane MCGUINNESS		CARDOSO SCHOOL		1	1	PIT EXIT	1:06.826	34.392	195,6

Circuito de Jerez, 16 DE NOVIEMBRE DE 2019

Hora:	Hora:	RESULTADOS PUBLICADOS A LAS 17:22 HORAS
-------	-------	---

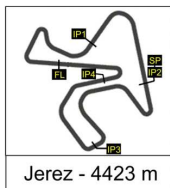


2

CIRCUITO DE JEREZ - CARDOSO SCHOOL
Sábado, 16 de Noviembre de 2019
ANÁLISIS - GRUPO ROJO - TANDA 5
2.- Kevin BLAKE - CARDOSO SCHOOL

Lap	Time	IP1	IP2	IP3	IP4	VMax	FL
1	17:12:19	39.119 39.119	20.534 59.653	42.930 1:42.583	24.826 2:07.409	165,6	16.443 2:23.852
2	17:14:30	31.962 31.962	18.910 50.872	38.929 1:29.801	24.598 1:54.399	197,4	16.090 2:10.489
3	17:16:38	31.895 31.895	18.222 50.117	39.288 1:29.405	23.560 1:52.965	205,2	15.808 2:08.773
4	17:18:48	31.367 31.367	18.417 49.784	39.617 1:29.401	24.712 1:54.113	208,3	15.583 2:09.696
5	17:20:56	31.591 31.591	18.273 49.864	38.957 1:28.821	23.234 1:52.055	195,1	15.709 2:07.764
6		32.497 32.497	18.376 50.873	39.407 1:30.280		195,4	-----

Mejor Sectores	FL - IP1	IP1 - IP2	IP2 - IP3	IP3 - IP4	IP4 - FL
	31.367	18.222	38.929	23.234	15.583

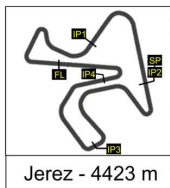


3

CIRCUITO DE JEREZ - CARDOSO SCHOOL
Sábado, 16 de Noviembre de 2019
ANÁLISIS - GRUPO ROJO - TANDA 5
3.- Marcos BOTANA FERNANDEZ - CARDOSO SCHOOL

Lap	Time	IP1	IP2	IP3	IP4	VMax	FL
1	17:13:28	35.076 35.076	18.951 54.027	38.673 1:32.700	23.486 1:56.186	233,4	15.404 2:11.590
2	17:15:33	31.105 31.105	18.129 49.234	37.784 1:27.018	23.006 1:50.024	226,5	14.625 2:04.649
3	17:17:35	30.601 30.601	17.677 48.278	36.587 1:24.865	22.274 1:47.139	237,8	14.980 2:02.119
4	17:19:37	30.653 30.653	17.691 48.344	36.423 1:24.767	22.294 1:47.061	238,8	14.945 2:02.006
5	17:21:39	30.263 30.263	17.838 48.101	36.371 1:24.472	22.395 1:46.867	237,8	14.823 2:01.690
6		31.107 31.107	18.046 49.153			236,3	-----

Mejor Sectores	FL - IP1	IP1 - IP2	IP2 - IP3	IP3 - IP4	IP4 - FL
	30.263	17.677	36.371	22.274	14.625

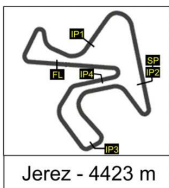


7

CIRCUITO DE JEREZ - CARDOSO SCHOOL
Sábado, 16 de Noviembre de 2019
ANÁLISIS - GRUPO ROJO - TANDA 5
7.- Mark DOWNES - CARDOSO SCHOOL

Lap	Time	IP1	IP2	IP3	IP4	VMax	FL
1	17:12:49	42.973 42.973	20.341 1:03.314	41.311 1:44.625	26.056 2:10.681	184,6	15.791 2:26.472
2	17:15:06	34.259 34.259	19.768 54.027	41.591 1:35.618	25.102 2:00.720	183,7	16.173 2:16.893
3	17:17:21	33.892 33.892	19.638 53.530	40.762 1:34.292	25.176 1:59.468	204,5	15.586 2:15.054
4	17:19:35	33.148 33.148	19.197 52.345	40.938 1:33.283	24.636 1:57.919	203,1	16.007 2:13.926
5	17:21:48	32.228 32.228	19.482 51.710	40.358 1:32.068	25.193 1:57.261	196,4	15.997 2:13.258
6		34.678 34.678	20.497 55.175			143,7	-----

Mejor Sectores	FL - IP1	IP1 - IP2	IP2 - IP3	IP3 - IP4	IP4 - FL
	32.228	19.197	40.358	24.636	15.586

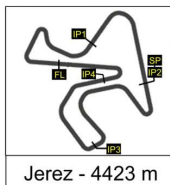


8

CIRCUITO DE JEREZ - CARDOSO SCHOOL
Sábado, 16 de Noviembre de 2019
ANÁLISIS - GRUPO ROJO - TANDA 5
8.- Erick ECKFELDER - CARDOSO SCHOOL

Lap	Time	IP1	IP2	IP3	IP4	VMax	FL
1	17:12:44	44.265 44.265	21.317 1:05.582	42.154 1:47.736	26.095 2:13.831	188,7	16.317 2:30.148
2	17:15:02	34.639 34.639	20.420 55.059	42.351 1:37.410	24.940 2:02.350	180,4	15.932 2:18.282
3	17:17:18	33.591 33.591	19.701 53.292	40.365 1:33.657	25.756 1:59.413	197,2	16.307 2:15.720
4	17:19:37	34.149 34.149	20.591 54.740	41.517 1:36.257	26.723 2:02.980	195,3	15.640 2:18.620
5		33.151 33.151	19.638 52.789	40.350 1:33.139	26.765 1:59.904	201	-----

Mejor Sectores	FL - IP1	IP1 - IP2	IP2 - IP3	IP3 - IP4	IP4 - FL
	33.151	19.638	40.350	24.940	15.640

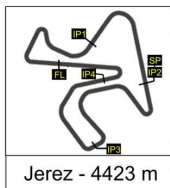


11

CIRCUITO DE JEREZ - CARDOSO SCHOOL
Sábado, 16 de Noviembre de 2019
ANÁLISIS - GRUPO ROJO - TANDA 5
11.- Juan Javier GARCIA PLAZA - CARDOSO SCHOOL

Lap	Time	IP1	IP2	IP3	IP4	VMax	FL
1	17:12:14	41.269 41.269	21.088 1:02.357	42.640 1:44.997	25.030 2:10.027	181,3	15.401 2:25.428
2	17:14:28	32.652 32.652	18.722 51.374	40.172 1:31.546	26.637 1:58.183	211,6	15.499 2:13.682
3	17:16:38	32.620 32.620	18.714 51.334	38.913 1:30.247	23.782 1:54.029	210,2	15.376 2:09.405
4		31.954 31.954	18.521 50.475	39.276 1:29.751	26.575 1:56.326	211,6	-----

Mejor Sectores	FL - IP1	IP1 - IP2	IP2 - IP3	IP3 - IP4	IP4 - FL
	31.954	18.521	38.913	23.782	15.376

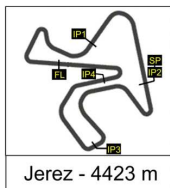


12

CIRCUITO DE JEREZ - CARDOSO SCHOOL
Sábado, 16 de Noviembre de 2019
ANÁLISIS - GRUPO ROJO - TANDA 5
12.- Fernando GONZALEZ GONZALEZ - CARDOSO SCHOOL

Lap	Time	IP1	IP2	IP3	IP4	VMax	FL
1	17:13:26	35.757 35.757	18.508 54.265	38.511 1:32.776	22.806 1:55.582	236,5	14.658 2:10.240
2	17:15:27	<u>30.567</u> <u>30.567</u>	<u>17.344</u> <u>47.911</u>	<u>36.662</u> <u>1:24.573</u>	<u>22.479</u> <u>1:47.052</u>	235,3	<u>14.622</u> 2:01.674
3		35.093 35.093	17.526 52.619	36.854 1:29.473	23.628 1:53.101	232,2	-----

Mejor Sectores	FL - IP1	IP1 - IP2	IP2 - IP3	IP3 - IP4	IP4 - FL
	30.567	17.344	36.662	22.479	14.622

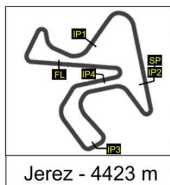


16

CIRCUITO DE JEREZ - CARDOSO SCHOOL
Sábado, 16 de Noviembre de 2019
ANÁLISIS - GRUPO ROJO - TANDA 5
16.- Lee HARNETT - CARDOSO SCHOOL

Lap	Time	IP1	IP2	IP3	IP4	VMax	FL
1	17:12:38	42.080 42.080	19.419 1:01.499	40.310 1:41.809	23.876 2:05.685	207,7	16.254 2:21.938
2	17:14:49	32.677 32.677	18.824 51.501	38.817 1:30.318	24.671 1:54.989	215,3	16.016 2:11.005
3	17:16:59	32.481 32.481	18.471 50.952	39.260 1:30.212	23.746 1:53.958	212,2	16.429 2:10.387
4	17:19:09	32.596 32.596	18.742 51.338	38.908 1:30.246	23.466 1:53.712	216,1	16.501 2:10.213
5	17:21:19	32.370 32.370	18.581 50.951	39.246 1:30.197	23.581 1:53.778	217,3	16.182 2:09.960
6		35.283 35.283	19.227 54.510			204,1	-----

Mejor Sectores	FL - IP1	IP1 - IP2	IP2 - IP3	IP3 - IP4	IP4 - FL
	32.370	18.471	38.817	23.466	16.016

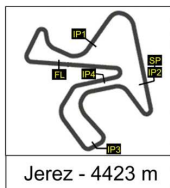


17

CIRCUITO DE JEREZ - CARDOSO SCHOOL
Sábado, 16 de Noviembre de 2019
ANÁLISIS - GRUPO ROJO - TANDA 5
17.- Steve HARNETT - CARDOSO SCHOOL

Lap	Time	IP1	IP2	IP3	IP4	VMax	FL
1	17:11:54	37.418 37.418	18.689 56.107	39.187 1:35.294	23.595 1:58.889	207,3	15.761 2:14.650
2	17:14:01	31.312 31.312	18.258 49.570	37.974 1:27.544	23.614 1:51.158	214,2	15.488 2:06.646
3	17:16:07	32.156 32.156	18.596 50.752	<u>37.391</u> 1:28.143	23.164 1:51.307	205,2	15.355 2:06.662
4	17:18:12	<u>31.162</u> <u>31.162</u>	<u>17.992</u> <u>49.154</u>	37.512 <u>1:26.666</u>	<u>23.121</u> <u>1:49.787</u>	213,7	<u>15.214</u> 2:05.001
5	17:20:19	31.524 31.524	18.059 49.583	37.446 1:27.029	23.757 1:50.786	213,9	15.997 2:06.783
6		31.696 31.696	18.567 50.263	38.519 1:28.782	25.575 1:54.357	203,4	-----

Mejor Sectores	FL - IP1	IP1 - IP2	IP2 - IP3	IP3 - IP4	IP4 - FL
	31.162	17.992	37.391	23.121	15.214

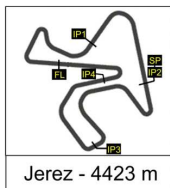


21

CIRCUITO DE JEREZ - CARDOSO SCHOOL
Sábado, 16 de Noviembre de 2019
ANÁLISIS - GRUPO ROJO - TANDA 5
21.- Shane MCGUINNESS - CARDOSO SCHOOL

Lap	Time	IP1	IP2	IP3	IP4	VMax	FL
1	17:12:15	42.520 42.520	<u>20.803</u> 1:03.323	44.376 1:47.699	<u>27.937</u> <u>2:15.636</u>	195,6	<u>50.041</u> PIT EXIT
2		<u>39.691</u> <u>39.691</u>	21.146 <u>1:00.837</u>	<u>43.169</u> <u>1:44.006</u>	39.487 2:23.493	190,7	-----

Mejor Sectores	FL - IP1	IP1 - IP2	IP2 - IP3	IP3 - IP4	IP4 - FL
	39.691	20.803	43.169	27.937	50.041

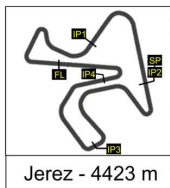


42

CIRCUITO DE JEREZ - CARDOSO SCHOOL
Sábado, 16 de Noviembre de 2019
ANÁLISIS - GRUPO ROJO - TANDA 5
42.- Miguel ALBERTOS CABAÑAS - CARDOSO SCHOOL

Lap	Time	IP1	IP2	IP3	IP4	VMax	FL
1	17:11:45	38.233 38.233	21.292 59.525	43.718 1:43.243	24.817 2:08.060	177,3	17.069 2:25.129
2	17:13:59	32.674 32.674	19.358 52.032	39.939 1:31.971	25.410 1:57.381	186,9	16.603 2:13.984
3	17:16:13	32.885 32.885	19.564 52.449	39.941 1:32.390	24.270 1:56.660	186	16.893 2:13.553
4	17:18:25	31.941 31.941	19.971 51.912	39.269 1:31.181	24.579 1:55.760	183	16.305 2:12.065
5	17:20:38	31.756 31.756	19.346 51.102	39.091 1:30.193	24.048 1:54.241	188,1	19.444 2:13.685
6		35.898 35.898	21.624 57.522	43.261 1:40.783	27.563 2:08.346	149,9	-----

Mejor Sectores	FL - IP1	IP1 - IP2	IP2 - IP3	IP3 - IP4	IP4 - FL
	31.756	19.346	39.091	24.048	16.305

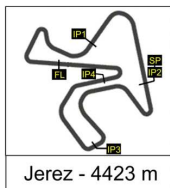


44

CIRCUITO DE JEREZ - CARDOSO SCHOOL
Sábado, 16 de Noviembre de 2019
ANÁLISIS - GRUPO ROJO - TANDA 5
44.- Damien CARSON - CARDOSO SCHOOL

Lap	Time	IP1	IP2	IP3	IP4	VMax	FL
1	17:12:17	38.747 38.747	20.106 58.853	40.103 1:38.956	25.216 2:04.172	187	16.887 2:21.059
2	17:14:33	<u>32.710</u> <u>32.710</u>	19.895 52.605	39.741 1:32.346	25.547 1:57.893	193,9	17.554 2:15.447
3	17:16:46	33.068 33.068	19.440 52.508	<u>39.076</u> 1:31.584	<u>24.887</u> 1:56.471	191,5	<u>16.162</u> 2:12.633
4	17:18:59	33.003 33.003	19.692 52.695	39.294 1:31.989	24.891 1:56.880	189,7	16.495 2:13.375
5	17:21:12	32.815 32.815	<u>19.401</u> <u>52.216</u>	39.248 <u>1:31.464</u>	24.965 <u>1:56.429</u>	194,5	16.927 2:13.356
6		33.207 33.207	19.615 52.822	39.758 1:32.580		190,7	-----

Mejor Sectores	FL - IP1	IP1 - IP2	IP2 - IP3	IP3 - IP4	IP4 - FL
	32.710	19.401	39.076	24.887	16.162

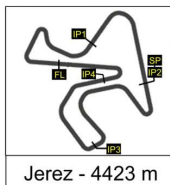


45

CIRCUITO DE JEREZ - CARDOSO SCHOOL
Sábado, 16 de Noviembre de 2019
ANÁLISIS - GRUPO ROJO - TANDA 5
45.- Andrius CELIUS - CARDOSO SCHOOL

Lap	Time	IP1	IP2	IP3	IP4	VMax	FL
1	17:12:15	37.631 37.631	18.931 56.562	40.357 1:36.919	25.008 2:01.927	196,6	15.604 2:17.531
2	17:14:26	32.378 32.378	18.547 50.925	40.598 1:31.523	24.493 1:56.016	200,2	15.071 2:11.087
3	17:16:32	31.299 31.299	18.236 49.535	38.442 1:27.977	23.127 1:51.104	214,4	14.862 2:05.966
4	17:18:36	30.909 30.909	17.910 48.819	37.347 1:26.166	23.098 1:49.264	219,6	14.764 2:04.028
5	17:20:40	31.113 31.113	17.655 48.768	37.586 1:26.354	22.911 1:49.265	222,8	14.721 2:03.986
6		32.473 32.473	18.015 50.488	38.177 1:28.665	24.570 1:53.235	201,2	-----

Mejor Sectores	FL - IP1	IP1 - IP2	IP2 - IP3	IP3 - IP4	IP4 - FL
	30.909	17.655	37.347	22.911	14.721



Jerez - 4423 m

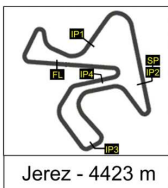


46

CIRCUITO DE JEREZ - CARDOSO SCHOOL
Sábado, 16 de Noviembre de 2019
ANÁLISIS - GRUPO ROJO - TANDA 5
46.- Jordan CORBY - CARDOSO SCHOOL

Lap	Time	IP1	IP2	IP3	IP4	VMax	FL
1	17:11:54	45.206 45.206	23.286 1:08.492	50.896 1:59.388	29.781 2:29.169	152,7	18.135 2:47.304
2	17:14:33	38.988 38.988	23.584 1:02.572	48.804 1:51.376	29.564 2:20.940	162,2	18.214 2:39.154
3	17:17:07	37.913 37.913	22.466 1:00.379	47.323 1:47.702	28.529 2:16.231	167,5	17.627 2:33.858
4	17:19:40	37.963 37.963	22.154 1:00.117	46.676 1:46.793	27.738 2:14.531	163,2	18.262 2:32.793
5	17:22:11	37.916 37.916	21.663 59.579	45.797 1:45.376	28.102 2:13.478	180,8	17.807 2:31.285
6							-----

Mejor Sectores	FL - IP1	IP1 - IP2	IP2 - IP3	IP3 - IP4	IP4 - FL
	37.913	21.663	45.797	27.738	17.627

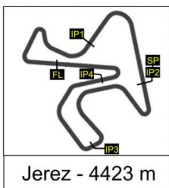


53

CIRCUITO DE JEREZ - CARDOSO SCHOOL
Sábado, 16 de Noviembre de 2019
ANÁLISIS - GRUPO ROJO - TANDA 5
53.- Ricardo JIMENEZ PIRES - CARDOSO SCHOOL

Lap	Time	IP1	IP2	IP3	IP4	VMax	FL
1	17:12:02	34.955 34.955	19.231 54.186	39.869 1:34.055	<u>23.643</u> 1:57.698	187,4	15.476 2:13.174
2	17:14:11	31.521 31.521	18.743 50.264	40.014 1:30.278	23.782 1:54.060	194,5	15.612 2:09.672
3	17:16:17	<u>29.883</u> <u>29.883</u>	<u>17.917</u> <u>47.800</u>	<u>38.096</u> <u>1:25.896</u>	24.231 <u>1:50.127</u>	211,2	15.329 2:05.455
4	17:18:27	31.235 31.235	18.485 49.720	41.290 1:31.010	23.669 1:54.679	203,1	<u>15.273</u> 2:09.952
5		32.609 32.609	18.118 50.727	40.344 1:31.071	25.577 1:56.648	204,4	-----

Mejor Sectores	FL - IP1	IP1 - IP2	IP2 - IP3	IP3 - IP4	IP4 - FL
	29.883	17.917	38.096	23.643	15.273



Jerez - 4423 m

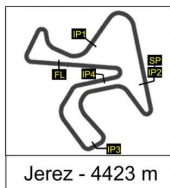


54

CIRCUITO DE JEREZ - CARDOSO SCHOOL
Sábado, 16 de Noviembre de 2019
ANÁLISIS - GRUPO ROJO - TANDA 5
54.- Denis KENNEDY - CARDOSO SCHOOL

Lap	Time	IP1	IP2	IP3	IP4	VMax	FL
1	17:12:49	42.876 42.876	20.300 1:03.176	41.799 1:44.975	25.606 2:10.581	192,1	15.824 2:26.405
2	17:15:06	34.302 34.302	19.473 53.775	41.780 1:35.555	25.155 2:00.710	185,3	15.773 2:16.483
3	17:17:21	34.260 34.260	19.552 53.812	41.204 1:35.016	25.415 2:00.431	194,2	15.285 2:15.716
4	17:19:39	32.959 32.959	19.087 52.046	41.875 1:33.921	26.715 2:00.636	180,1	16.638 2:17.274
5	17:21:51	32.422 32.422	19.234 51.656	39.885 1:31.541	25.685 1:57.226	203	15.388 2:12.614
6		32.553 32.553	19.725 52.278			163,4	-----

Mejor Sectores	FL - IP1	IP1 - IP2	IP2 - IP3	IP3 - IP4	IP4 - FL
	32.422	19.087	39.885	25.155	15.285

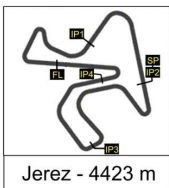


56

CIRCUITO DE JEREZ - CARDOSO SCHOOL
Sábado, 16 de Noviembre de 2019
ANÁLISIS - GRUPO ROJO - TANDA 5
56.- Jan KOKANIC - CARDOSO SCHOOL

Lap	Time	IP1	IP2	IP3	IP4	VMax	FL
1	17:11:13	34.750 34.750	18.337 53.087	38.789 1:31.876	24.401 1:56.277	204	15.391 2:11.667
2	17:13:19	31.394 31.394	17.866 49.260	38.154 1:27.414	23.652 1:51.066	227,1	14.844 2:05.910
3	17:15:23	31.055 31.055	17.557 48.612	37.437 1:26.049	23.444 1:49.493	223,9	14.524 2:04.017
4	17:17:26	30.450 30.450	<u>17.371</u> 47.821	37.211 1:25.032	23.292 1:48.324	227,4	<u>14.352</u> 2:02.676
5	17:19:34	30.260 30.260	17.450 <u>47.710</u>	41.064 1:28.774	24.091 1:52.865	218,3	15.156 2:08.021
6	17:21:36	<u>29.915</u> <u>29.915</u>	17.825 47.740	<u>36.730</u> <u>1:24.470</u>	<u>22.901</u> <u>1:47.371</u>	231,9	14.504 2:01.875
7		30.248 30.248	17.655 47.903			228,3	-----

Mejor Sectores	FL - IP1	IP1 - IP2	IP2 - IP3	IP3 - IP4	IP4 - FL
	29.915	17.371	36.730	22.901	14.352

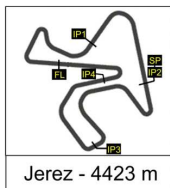


59

CIRCUITO DE JEREZ - CARDOSO SCHOOL
Sábado, 16 de Noviembre de 2019
ANÁLISIS - GRUPO ROJO - TANDA 5
59.- Ullar LIIV - CARDOSO SCHOOL

Lap	Time	IP1	IP2	IP3	IP4	VMax	FL
1	17:10:43	38.320 38.320	21.741 1:00.061	43.519 1:43.580	28.316 2:11.896	169,3	17.572 2:29.467
2	17:13:04	34.340 34.340	21.257 55.597	41.655 1:37.252	26.995 2:04.247	168,8	17.246 2:21.493
3	17:15:23	33.805 33.805	19.940 53.745	41.434 1:35.179	26.323 2:01.502	181,5	17.377 2:18.879
4	17:17:39	33.164 33.164	19.470 52.634	40.317 1:32.951	25.887 1:58.838	188,3	16.671 2:15.509
5	17:19:54	32.895 32.895	19.894 52.789	39.937 1:32.726	25.564 1:58.290	185,6	16.645 2:14.934
6		33.655 33.655	19.464 53.119	40.059 1:33.178	27.605 2:00.783	187,3	-----

Mejor Sectores	FL - IP1	IP1 - IP2	IP2 - IP3	IP3 - IP4	IP4 - FL
	32.895	19.464	39.937	25.564	16.645

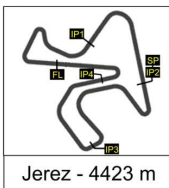


60

CIRCUITO DE JEREZ - CARDOSO SCHOOL
Sábado, 16 de Noviembre de 2019
ANÁLISIS - GRUPO ROJO - TANDA 5
60.- Marcelino LOPEZ - CARDOSO SCHOOL

Lap	Time	IP1	IP2	IP3	IP4	VMax	FL
1	17:11:15	41.080 41.080	22.100 1:03.180	45.209 1:48.389	27.783 2:16.172	184,9	17.448 2:33.620
2	17:13:41	36.190 36.190	21.534 57.724	44.335 1:42.059	<u>27.358</u> 2:09.417	190	<u>16.818</u> 2:26.235
3	17:16:07	36.318 36.318	<u>21.370</u> 57.688	<u>43.566</u> <u>1:41.254</u>	27.496 <u>2:08.750</u>	193,1	17.265 2:26.015
4		<u>35.600</u> <u>35.600</u>	21.823 <u>57.423</u>	45.303 1:42.726	31.696 2:14.422	191	-----

Mejor Sectores	FL - IP1	IP1 - IP2	IP2 - IP3	IP3 - IP4	IP4 - FL
	35.600	21.370	43.566	27.358	16.818

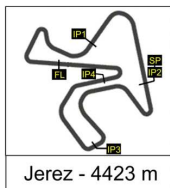


61

CIRCUITO DE JEREZ - CARDOSO SCHOOL
Sábado, 16 de Noviembre de 2019
ANÁLISIS - GRUPO ROJO - TANDA 5
61.- Thomas MONAGHAN - CARDOSO SCHOOL

Lap	Time	IP1	IP2	IP3	IP4	VMax	FL
1	17:11:49	38.552 38.552	19.050 57.602	41.900 1:39.502	27.067 2:06.569	190,9	15.472 2:22.041
2	17:14:00	32.128 32.128	18.911 51.039	39.500 1:30.539	24.952 1:55.491	194,4	16.142 2:11.633
3	17:16:15	34.521 34.521	19.364 53.885	40.111 1:33.996	25.043 1:59.039	192,1	15.530 2:14.569
4	17:18:26	32.390 32.390	18.466 50.856	40.682 1:31.538	24.494 1:56.032	201,7	15.428 2:11.460
5	17:20:38	31.981 31.981	18.379 50.360	40.036 1:30.396	24.639 1:55.035	188,4	16.004 2:11.039
6		33.713 33.713	19.616 53.329	42.610 1:35.939	28.147 2:04.086	185,2	-----

Mejor Sectores	FL - IP1	IP1 - IP2	IP2 - IP3	IP3 - IP4	IP4 - FL
	31.981	18.379	39.500	24.494	15.428

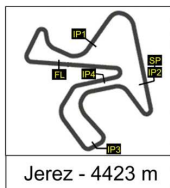


62

CIRCUITO DE JEREZ - CARDOSO SCHOOL
Sábado, 16 de Noviembre de 2019
ANÁLISIS - GRUPO ROJO - TANDA 5
62.- Juan MONTIEL LLABRES - CARDOSO SCHOOL

Lap	Time	IP1	IP2	IP3	IP4	VMax	FL
1	17:12:49	41.882 41.882	21.744 1:03.626	41.054 1:44.680	25.571 2:10.251	152,5	16.515 2:26.766
2	17:15:02	32.731 32.731	18.843 51.574	40.680 1:32.254	24.702 1:56.956	191,3	16.392 2:13.348
3	17:17:12	32.502 32.502	19.089 51.591	38.798 1:30.389	23.823 1:54.212	188	15.954 2:10.166
4	17:19:29	33.037 33.037	20.764 53.801	40.113 1:33.914	25.716 1:59.630	183,2	16.860 2:16.490
5	17:21:46	33.646 33.646	19.812 53.458	40.613 1:34.071	25.867 1:59.938	173,1	17.495 2:17.433
6		35.042 35.042	21.181 56.223			154,5	-----

Mejor Sectores	FL - IP1	IP1 - IP2	IP2 - IP3	IP3 - IP4	IP4 - FL
	32.502	18.843	38.798	23.823	15.954

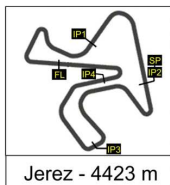


63

CIRCUITO DE JEREZ - CARDOSO SCHOOL
Sábado, 16 de Noviembre de 2019
ANÁLISIS - GRUPO ROJO - TANDA 5
63.- Gerardo J OVALLE FERNÁNDEZ - CARDOSO SCHOOL

Lap	Time	IP1	IP2	IP3	IP4	VMax	FL
1	17:11:01	43.865 43.865	22.611 1:06.476	45.476 1:51.952	27.664 2:19.616	182	17.974 2:37.590
2	17:13:21	34.809 34.809	20.926 55.735	42.972 1:38.707	25.213 2:03.920	176,7	16.205 2:20.125
3	17:15:37	33.810 33.810	19.978 53.788	41.094 1:34.882	25.382 2:00.264	182,2	16.044 2:16.308
4	17:17:51	33.561 33.561	19.552 53.113	<u>39.619</u> 1:32.732	24.958 1:57.690	201,7	15.880 2:13.570
5	17:20:02	<u>32.493</u> <u>32.493</u>	<u>18.712</u> <u>51.205</u>	39.902 <u>1:31.107</u>	<u>24.728</u> <u>1:55.835</u>	207,3	<u>15.588</u> 2:11.423
6	17:22:16	32.683 32.683	19.200 51.883	39.793 1:31.676	25.026 1:56.702	202,5	17.490 2:14.192
7							-----

Mejor Sectores	FL - IP1	IP1 - IP2	IP2 - IP3	IP3 - IP4	IP4 - FL
	32.493	18.712	39.619	24.728	15.588

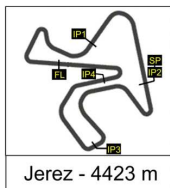


64

CIRCUITO DE JEREZ - CARDOSO SCHOOL
Sábado, 16 de Noviembre de 2019
ANÁLISIS - GRUPO ROJO - TANDA 5
64.- Pedro PONSETI ANTICH - CARDOSO SCHOOL

Lap	Time	IP1	IP2	IP3	IP4	VMax	FL
1	17:11:40	38.267 38.267	19.969 58.236	39.583 1:37.819	26.000 2:03.819	202,1	15.562 2:19.381
2	17:13:50	31.631 31.631	18.677 50.308	39.454 1:29.762	24.948 1:54.710	212,4	15.636 2:10.346
3	17:16:01	31.659 31.659	18.858 50.517	39.733 1:30.250	24.874 1:55.124	194,4	15.456 2:10.579
4	17:18:010	31.799 31.799	18.778 50.577	39.042 1:29.619	24.240 1:53.859	210,3	15.148 2:09.007
5	17:20:18	31.031 31.031	18.643 49.674	38.492 1:28.166	24.252 1:52.418	211	15.116 2:07.534
6		32.456 32.456	18.923 51.379	38.344 1:29.723	27.264 1:56.987	200,7	-----

Mejor Sectores	FL - IP1	IP1 - IP2	IP2 - IP3	IP3 - IP4	IP4 - FL
	31.031	18.643	38.344	24.240	15.116

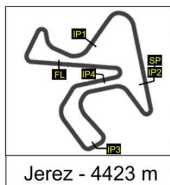


65

CIRCUITO DE JEREZ - CARDOSO SCHOOL
Sábado, 16 de Noviembre de 2019
ANÁLISIS - GRUPO ROJO - TANDA 5
65.- Carlos RODRÍGUEZ GONZÁLEZ - CARDOSO SCHOOL

Lap	Time	IP1	IP2	IP3	IP4	VMax	FL
1	17:10:59	44.170 44.170	22.878 1:07.048	45.249 1:52.297	27.715 2:20.012	174,5	16.394 2:36.406
2	17:13:18	35.179 35.179	20.317 55.496	40.561 1:36.057	25.845 2:01.902	199,6	17.105 2:19.006
3	17:15:36	34.930 34.930	20.683 55.613	41.334 1:36.947	25.427 2:02.374	200,1	16.214 2:18.588
4	17:17:52	33.874 33.874	19.818 53.692	40.698 1:34.390	24.517 1:58.907	199,8	16.404 2:15.311
5	17:20:04	33.069 33.069	19.322 52.391	39.426 1:31.817	24.832 1:56.649	204,3	15.897 2:12.546
6		32.919 32.919	19.469 52.388	39.831 1:32.219	35.282 2:07.501	205,5	-----

Mejor Sectores	FL - IP1	IP1 - IP2	IP2 - IP3	IP3 - IP4	IP4 - FL
	32.919	19.322	39.426	24.517	15.897

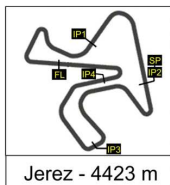


66

CIRCUITO DE JEREZ - CARDOSO SCHOOL
Sábado, 16 de Noviembre de 2019
ANÁLISIS - GRUPO ROJO - TANDA 5
66.- Tomas RODRÍGUEZ OTERO - CARDOSO SCHOOL

Lap	Time	IP1	IP2	IP3	IP4	VMax	FL
1	17:11:40	44.218 44.218	21.693 1:05.911	42.611 1:48.522	26.182 2:14.704	185,7	17.373 2:32.077
2	17:14:00	35.334 35.334	19.782 55.116	<u>41.191</u> <u>1:36.307</u>	<u>26.072</u> <u>2:02.379</u>	200,9	<u>17.079</u> <u>2:19.458</u>
3		<u>35.012</u> <u>35.012</u>	<u>19.679</u> <u>54.691</u>	42.379 1:37.070	29.091 2:06.161	186,4	-----

Mejor Sectores	FL - IP1	IP1 - IP2	IP2 - IP3	IP3 - IP4	IP4 - FL
	35.012	19.679	41.191	26.072	17.079



Jerez - 4423 m

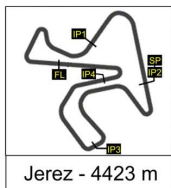


69

CIRCUITO DE JEREZ - CARDOSO SCHOOL
Sábado, 16 de Noviembre de 2019
ANÁLISIS - GRUPO ROJO - TANDA 5
69.- Udo SCHÄFER - CARDOSO SCHOOL

Lap	Time	IP1	IP2	IP3	IP4	VMax	FL
1	17:11:09	35.178 35.178	18.851 54.029	38.557 1:32.586	22.475 1:55.061	214,1	14.763 2:09.824
2	17:13:11	29.830 29.830	17.756 47.586	37.711 1:25.297	22.396 1:47.693	225,5	14.643 2:02.336
3	17:15:14	29.870 29.870	18.135 48.005	37.681 1:25.686	22.928 1:48.614	223,1	14.636 2:03.250
4	17:17:19	30.092 30.092	18.490 48.582	37.865 1:26.447	23.656 1:50.103	219,6	14.288 2:04.391
5	17:19:21	30.812 30.812	17.691 48.503	37.048 1:25.551	22.602 1:48.153	225,3	14.549 2:02.701
6	17:21:25	30.296 30.296	17.925 48.221	37.235 1:25.456	22.704 1:48.160	223,3	14.884 2:03.044
7		31.403 31.403	19.373 50.776			211,2	-----

Mejor Sectores	FL - IP1	IP1 - IP2	IP2 - IP3	IP3 - IP4	IP4 - FL
	29.830	17.691	37.048	22.396	14.288

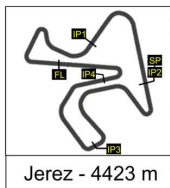


71

CIRCUITO DE JEREZ - CARDOSO SCHOOL
Sábado, 16 de Noviembre de 2019
ANÁLISIS - GRUPO ROJO - TANDA 5
71.- Graham SHEEHAN - CARDOSO SCHOOL

Lap	Time	IP1	IP2	IP3	IP4	VMax	FL
1	17:12:41	42.080 42.080	20.583 1:02.663	40.741 1:43.404	24.822 2:08.226	195	16.196 2:24.422
2	17:14:53	<u>32.399</u> <u>32.399</u>	<u>19.073</u> <u>51.472</u>	<u>39.415</u> <u>1:30.887</u>	24.648 <u>1:55.535</u>	200,4	16.176 2:11.711
3	17:17:05	32.772 32.772	19.129 51.901	39.902 1:31.803	25.139 1:56.942	205,3	<u>15.885</u> 2:12.827
4	17:19:18	32.730 32.730	19.235 51.965	39.560 1:31.525	<u>24.458</u> 1:55.983	201,1	16.052 2:12.035
5	17:21:32	32.845 32.845	19.434 52.279	40.957 1:33.236	24.956 1:58.192	189,9	16.268 2:14.460
6		32.596 32.596	19.346 51.942			200,1	-----

Mejor Sectores	FL - IP1	IP1 - IP2	IP2 - IP3	IP3 - IP4	IP4 - FL
	32.399	19.073	39.415	24.458	15.885

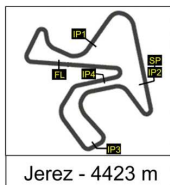


72

CIRCUITO DE JEREZ - CARDOSO SCHOOL
Sábado, 16 de Noviembre de 2019
ANÁLISIS - GRUPO ROJO - TANDA 5
72.- Krzysztof SIEWIERSKI - CARDOSO SCHOOL

Lap	Time	IP1	IP2	IP3	IP4	VMax	FL
1	17:11:58	42.271 42.271	20.164 1:02.435	39.961 1:42.396	24.841 2:07.237	186,8	15.923 2:23.160
2	17:14:12	33.730 33.730	19.539 53.269	40.041 1:33.310	24.478 1:57.788	193	15.875 2:13.663
3	17:16:23	32.246 32.246	19.884 52.130	39.024 1:31.154	24.677 1:55.831	194	15.982 2:11.813
4	17:18:35	32.543 32.543	19.271 51.814	39.093 1:30.907	24.980 1:55.887	194,1	15.688 2:11.575
5	17:20:45	32.400 32.400	19.258 51.658	38.637 1:30.295	24.406 1:54.701	201,4	15.684 2:10.385
6		32.035 32.035	19.165 51.200	39.966 1:31.166	26.633 1:57.799	194,1	-----

Mejor Sectores	FL - IP1	IP1 - IP2	IP2 - IP3	IP3 - IP4	IP4 - FL
	32.035	19.165	38.637	24.406	15.684

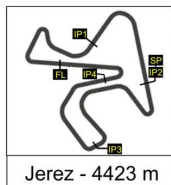


73

CIRCUITO DE JEREZ - CARDOSO SCHOOL
Sábado, 16 de Noviembre de 2019
ANÁLISIS - GRUPO ROJO - TANDA 5
73.- Carlos VALPARAISO SÁNCHEZ - CARDOSO SCHOOL

Lap	Time	IP1	IP2	IP3	IP4	VMax	FL
1	17:11:45	37.772 37.772	20.084 57.856	44.348 1:42.204	25.014 2:07.218	198,6	16.487 2:23.705
2	17:14:00	33.449 33.449	19.050 52.499	40.679 1:33.178	24.915 1:58.093	184	16.264 2:14.357
3	17:16:11	32.904 32.904	18.776 51.680	39.731 1:31.411	24.304 1:55.715	191,6	15.940 2:11.655
4	17:18:25	32.100 32.100	19.172 51.272	40.780 1:32.052	25.042 1:57.094	207	16.363 2:13.457
5	17:20:36	32.711 32.711	18.534 51.245	40.252 1:31.497	23.866 1:55.363	198,1	16.160 2:11.523
6		33.923 33.923	19.430 53.353	47.476 1:40.829	29.139 2:09.968	170	-----

Mejor Sectores	FL - IP1	IP1 - IP2	IP2 - IP3	IP3 - IP4	IP4 - FL
	32.100	18.534	39.731	23.866	15.940

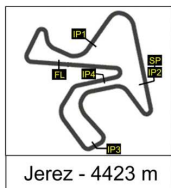


74

CIRCUITO DE JEREZ - CARDOSO SCHOOL
Sábado, 16 de Noviembre de 2019
ANÁLISIS - GRUPO ROJO - TANDA 5
74.- Adriano DONOSO RODRIGO - CARDOSO SCHOOL

Lap	Time	IP1	IP2	IP3	IP4	VMax	FL
1	17:11:07	33.963 33.963	19.419 53.382	35.510 1:28.892	21.692 1:50.584	175,9	15.664 2:06.248
2	17:13:06	<u>28.783</u> <u>28.783</u>	18.437 <u>47.220</u>	34.564 1:21.784	<u>21.417</u> <u>1:43.201</u>	175,8	<u>15.650</u> 1:58.851
3	17:15:05	29.060 29.060	<u>18.179</u> 47.239	<u>34.496</u> <u>1:21.735</u>	22.037 1:43.772	178,9	15.821 1:59.593
4	17:20:52	29.391 29.391	18.574 47.965	39.072 1:27.037	25.476 1:52.513	177	3:53.604 PIT EXIT
5							-----

Mejor Sectores	FL - IP1	IP1 - IP2	IP2 - IP3	IP3 - IP4	IP4 - FL
	28.783	18.179	34.496	21.417	15.650

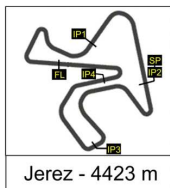


75

CIRCUITO DE JEREZ - CARDOSO SCHOOL
Sábado, 16 de Noviembre de 2019
ANÁLISIS - GRUPO ROJO - TANDA 5
75.- Juan Carlos POZO SALIDO - CARDOSO SCHOOL

Lap	Time	IP1	IP2	IP3	IP4	VMax	FL
1	17:11:46	37.561 37.561	19.814 57.375	42.775 1:40.150	25.287 2:05.437	194,1	16.551 2:21.988
2	17:13:59	33.255 33.255	18.698 51.953	39.636 1:31.589	25.331 1:56.920	204,9	16.471 2:13.391
3	17:16:07	31.654 31.654	18.557 50.211	38.117 1:28.328	23.510 1:51.838	205,8	15.601 2:07.439
4	17:18:12	<u>31.103</u> <u>31.103</u>	18.152 <u>49.255</u>	<u>37.272</u> <u>1:26.527</u>	<u>23.361</u> <u>1:49.888</u>	208,3	15.528 2:05.416
5	17:20:19	31.347 31.347	<u>18.042</u> 49.389	37.422 1:26.811	23.839 1:50.650	208,7	15.672 2:06.322
6		31.845 31.845	18.860 50.705	37.313 1:28.018	26.691 1:54.709	205,7	-----

Mejor Sectores	FL - IP1	IP1 - IP2	IP2 - IP3	IP3 - IP4	IP4 - FL
	31.103	18.042	37.272	23.361	15.528

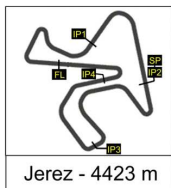


94

CIRCUITO DE JEREZ - CARDOSO SCHOOL
Sábado, 16 de Noviembre de 2019
ANÁLISIS - GRUPO ROJO - TANDA 5
94.- Kieran MOORE - CARDOSO SCHOOL

Lap	Time	IP1	IP2	IP3	IP4	VMax	FL
1	17:12:26	1:33.670 1:33.670	19.192 1:52.862	40.661 2:33.523	25.006 2:58.529	202	15.680 3:14.209
2	17:14:36	31.140 31.140	18.374 49.514	40.124 1:29.638	24.066 1:53.704	210,4	15.402 2:09.106
3	17:16:42	31.409 31.409	18.186 49.595	38.322 1:27.917	23.300 1:51.217	204,4	15.117 2:06.334
4	17:18:48	<u>30.217</u> <u>30.217</u>	<u>17.915</u> <u>48.132</u>	38.244 1:26.376	24.673 1:51.049	208,2	15.216 2:06.265
5	17:20:52	30.422 30.422	17.939 48.361	<u>37.811</u> <u>1:26.172</u>	<u>23.113</u> <u>1:49.285</u>	205,9	<u>15.007</u> 2:04.292
6		30.336 30.336	18.206 48.542	38.668 1:27.210		200,8	-----

Mejor Sectores	FL - IP1	IP1 - IP2	IP2 - IP3	IP3 - IP4	IP4 - FL
	30.217	17.915	37.811	23.113	15.007

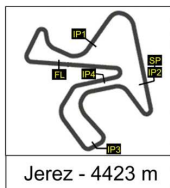


96

CIRCUITO DE JEREZ - CARDOSO SCHOOL
Sábado, 16 de Noviembre de 2019
ANÁLISIS - GRUPO ROJO - TANDA 5
96.- Fco Javier NOBREGA DOBLADO - CARDOSO SCHOOL

Lap	Time	IP1	IP2	IP3	IP4	VMax	FL
1	17:12:06	47.289 47.289	25.090 1:12.379	43.918 1:56.297	24.392 2:20.689	111,7	16.156 2:36.845
2	17:14:15	32.243 32.243	19.155 51.398	38.371 1:29.769	23.069 1:52.838	201,9	15.589 2:08.427
3	17:16:23	31.687 31.687	18.643 50.330	38.196 1:28.526	23.969 1:52.495	201,1	15.723 2:08.217
4	17:18:30	31.302 31.302	18.763 50.065	37.788 1:27.853	23.989 1:51.842	202,8	15.554 2:07.396
5	17:20:38	31.726 31.726	18.840 50.566	38.159 1:28.725	23.677 1:52.402	201,3	15.503 2:07.905
6		33.251 33.251	18.881 52.132	37.896 1:30.028	24.248 1:54.276	203,7	-----

Mejor Sectores	FL - IP1	IP1 - IP2	IP2 - IP3	IP3 - IP4	IP4 - FL
	31.302	18.643	37.788	23.069	15.503

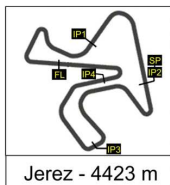


106

CIRCUITO DE JEREZ - CARDOSO SCHOOL
Sábado, 16 de Noviembre de 2019
ANÁLISIS - GRUPO ROJO - TANDA 5
106.- Eduardo VILLALBA GARCIA - CARDOSO SCHOOL

Lap	Time	IP1	IP2	IP3	IP4	VMax	FL
1	17:12:43	39.248 39.248	19.010 58.258	39.564 1:37.822	23.714 2:01.536	211,9	14.884 2:16.420
2	17:14:49	31.594 31.594	18.104 49.698	38.042 1:27.740	24.091 1:51.831	226,8	14.851 2:06.682
3	17:16:56	32.177 32.177	17.786 49.963	38.864 1:28.827	23.195 1:52.022	229,6	15.024 2:07.046
4	17:19:01	<u>30.932</u> <u>30.932</u>	18.188 49.120	<u>38.008</u> 1:27.128	<u>22.878</u> 1:50.006	225,7	14.605 2:04.611
5	17:21:06	31.068 31.068	<u>17.715</u> <u>48.783</u>	38.133 <u>1:26.916</u>	22.989 <u>1:49.905</u>	226,7	15.022 2:04.927
6		31.592 31.592	18.742 50.334	40.318 1:30.652		191,3	-----

Mejor Sectores	FL - IP1	IP1 - IP2	IP2 - IP3	IP3 - IP4	IP4 - FL
	30.932	17.715	38.008	22.878	14.605



114

CIRCUITO DE JEREZ - CARDOSO SCHOOL
Sábado, 16 de Noviembre de 2019
ANÁLISIS - GRUPO ROJO - TANDA 5
114.- Juan DIAZ MOLINA - CARDOSO SCHOOL

Lap	Time	IP1	IP2	IP3	IP4	VMax	FL
1	17:11:03	36.792 36.792	21.518 58.310	40.095 1:38.405	24.322 2:02.727	144,5	17.830 2:20.557
2	17:13:20	32.334 32.334	21.058 53.392	39.100 1:32.492	25.321 1:57.813	149,6	18.668 2:16.481
3	17:15:34	33.033 33.033	20.967 54.000	39.404 1:33.404	23.523 1:56.927	152,8	17.528 2:14.455
4	17:17:46	31.967 31.967	20.244 52.211	38.514 1:30.725	23.626 1:54.351	152,6	17.541 2:11.892
5	17:19:58	32.265 32.265	20.379 52.644	<u>37.961</u> 1:30.605	<u>23.409</u> <u>1:54.014</u>	154	<u>17.358</u> 2:11.372
6	17:22:11	<u>31.598</u> <u>31.598</u>	<u>20.068</u> <u>51.666</u>	38.029 <u>1:29.695</u>	25.904 1:55.599	153,3	17.755 2:13.354
7		34.214 34.214					-----

Mejor Sectores	FL - IP1	IP1 - IP2	IP2 - IP3	IP3 - IP4	IP4 - FL
	31.598	20.068	37.961	23.409	17.358