

62

CAMPEONATOS DE ESPAÑA DE GT ENTRENAMIENTOS CRONO PILOTO 2 / QUALIFYING PRACTICE DRIVER 2 RESULTADOS / RESULTS

CONDICIONES ATMOSFERICAS: **Nublado**ESTADO DE LA PISTA: **Mojada**

Ord. #	Piloto	Licencia	Club	Marca	NV	VR	Tiempo	Gap	Intv	VMax
1	136 GT1	Grau-Gómez	FRA PHILIPPE GRUAU	Vortex	8	8	1:49.086	2.591	2.591	217,1
2	105 GT2	Vinyes-Font	BAPORO MOTORSPORT	Porsche	7	6	1:49.754	3.259	0.668	222,6
3	114 GT1	J Smet	ESP MONLAU COMPETICIÓN	Renault	7	7	1:49.948	3.454	0.195	218,1
4	199 GT2	Navarrete R-Navarrete P	ESP SMC JUNIOR MOTORSPOR	Porsche	6	6	1:56.630	10.135	6.629	214,0
5	178 GT2	Rdguez Sastre-Lopez Anós	ESP R. A. C CIRCUITO GUADAL	Porsche	6	6	2:00.405	13.910	0.332	207,3
6	134 GT3	Courtois-Brochier	FRA GILLES COURTOIS	Vortex	7	5	2:01.066	14.571	0.661	205,1
7	103 GT1	Mayola-Gtrrez Agüi	ESP PCR SPORT	Ferrari	6	6	1:46.495	----	----	219,6
8	108 GT2	Sainero-Morcillo	ESP E2P ESC. ESPAÑOLA PILO	Porsche	6	6	1:50.001	3.506	0.052	216,2
9	126 GT3	R Villanueva de Martin	ESP NM RACING TEAM	Mercedes	7	7	2:00.073	13.578	3.443	201,3

Los participantes #103, #108 y #126 han sido penalizados con la pérdida de 5 posiciones en aplicación del artº 17.14 del CER

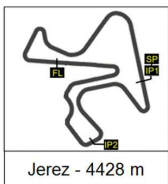
Circuito de Jerez, 19 DE SEPTIEMBRE DE 2020

LOS COMISARIOS DEPORTIVOS	EL DIRECTOR DE CARRERA	EL JEFE DE CRONOMETRAJE
Hora:	Hora:	RESULTADOS PUBLICADOS A LAS 15:51 HORAS

LiveTiming: live.crono-jerez.com

Pág 1 de 1





63

CAMPEONATOS DE ESPAÑA DE RESISTENCIA TCR ENTRENAMIENTOS CRONO PILOTO 2 / QUALIFYING PRACTICE DRIVER 2 RESULTADOS / RESULTS

CONDICIONES ATMOSFERICAS: **Nublado**ESTADO DE LA PISTA: **Mojada**

Ord. #	Piloto	Licencia	Club	Marca	NV	VR	Tiempo	Gap	Intv	VMax	
1	23	TCR	Peña-Cebrián	ESP RC2 JUNIOR TEAM	Cupra	6	6	1:54.823	0.777	0.088	195,0
2	44	TCR	Smaali-Fontes	SPV RACING	Audi	8	8	1:55.084	1.038	0.261	203,0
3	31	TCR	G Aso Arjol	ESP PCR SPORT	Cupra	6	4	1:55.680	1.634	0.596	194,9
4	20	TCR	R Fdez Gil-F Fdez Gil	ESP RC2 JUNIOR TEAM	Cupra	5	5	1:58.123	4.077	0.932	195,1
5	26	TCR	Dasi-Parera	ESP PCR SPORT	Cupra	7	7	1:58.646	4.600	0.523	195,3
6	5	TCR	de los Milagros-Carbó	ESP PCR SPORT	Cupra	1	1	2:17.878	23.832	19.232	191,3
7	16	TCR	Azcona-Leonov	ESP VICTORY ASSERTO	Cupra	4	4	1:54.045	----	----	200,6
8	77	TCR	F Mendez Cazorla	ESP RC2 JUNIOR TEAM	Cupra	6	6	1:54.735	0.689	0.689	199,7
9	81	TCR	Glez Reyes-Lobera	ESP TERRA TRAINING MOTOR	Peugeot	8	5	1:56.502	2.456	0.822	194,8
10	55	TCR	Van Nostrum-Oxley	SPV RACING	Audi	5	5	1:56.725	2.679	0.223	198,3
11	88	TCR	Sánchez Macías-Barrios	ESP LOCAL SPORT	Cupra	7	7	1:57.191	3.145	0.466	194,7

Los participantes #16, # 77, #81, #55 y #88 han sido penalizados con la pérdida de 5 posiciones en aplicación del artº 17.14 del CER

Circuito de Jerez, 19 DE SEPTIEMBRE DE 2020

LOS COMISARIOS DEPORTIVOS	EL DIRECTOR DE CARRERA	EL JEFE DE CRONOMETRAJE
Hora:	Hora:	RESULTADOS PUBLICADOS A LAS 15:51 HORAS

LiveTiming: live.crono-jerez.com

Pág 1 de 1






64

CAMPEONATOS DE ESPAÑA DE GT Y DE RESISTENCIA TCR ENTRENAMIENTOS CRONO PILOTO 2 / QUALIFYING PRACTICE DRIVER 2 VUELTA A VUELTA / LAP BY LAP

Vuelta	5	16	20	23	26	31	44	55	77	81	88	103
1	2:17.878*	2:05.756	2:09.883	2:11.052	2:16.894	2:09.107	2:13.795	2:20.678	2:11.438	2:07.274	2:16.686	2:09.465
2		1:55.041	2:01.466	2:03.635	2:02.731	1:58.191	1:57.391	1:57.170	1:54.903	2:05.581	2:00.205	1:54.592
3		1:54.694	2:00.252	2:28.725	2:01.283	2:05.473	1:56.084	2:07.008	1:54.945	1:59.059	2:13.844	1:48.646
4		1:54.045*	1:58.400	2:22.313	2:00.436	1:55.680*	1:55.193	1:59.884	1:56.721	1:56.590	2:04.969	1:46.979
5			1:58.123*	1:56.046	1:59.977	1:55.843	1:56.591	1:56.725*	2:06.858	1:56.502*	1:58.450	1:47.131
6				1:54.823*	1:59.075	1:56.176	1:55.391		1:54.735*	1:57.093	1:57.677	1:46.495*
7					1:58.646*		1:56.223			1:57.990	1:57.191*	
8							1:55.084*			1:56.571		

Vuelta	105	108	114	126	134	136	178	199				
1	2:01.016	2:06.502	2:13.183	2:22.101	2:14.208	2:03.525	2:14.897	2:04.728				
2	1:52.133	1:52.823	1:53.428	2:06.572	2:03.194	1:53.778	2:04.756	2:00.816				
3	1:51.909	1:51.156	1:59.691	2:04.820	2:03.188	1:52.012	2:05.683	1:57.419				
4	1:49.862	1:50.463	1:51.892	2:02.473	2:02.484	1:50.187	2:01.186	1:58.257				
5	1:51.342	1:56.886	1:51.175	2:04.121	2:01.066*	1:49.960	2:01.539	1:58.166				
6	1:49.754*	1:50.001*	1:51.068	2:00.932	2:02.485	1:50.084	2:00.405*	1:56.630*				
7	1:50.082		1:49.948*	2:00.073*	2:02.760	1:49.424						
8						1:49.086*						



CAMPEONATOS DE ESPAÑA DE GT Y DE RESISTENCIA TCR ENTRENAMIENTOS CRONO PILOTO 2 / QUALIFYING PRACTICE DRIVER 2 ANALISIS / ANALYSIS

Número	5		16		20		23		26		31		44		
	Vta	Sector	Vuelta	Sector	Vuelta	Sector	Vuelta	Sector	Vuelta	Sector	Vuelta	Sector	Vuelta		
1	IP1	<u>57.227</u>	<u>57.227</u>	51.660	51.660	52.390	52.390	52.749	52.749	59.664	59.664	54.224	54.224	57.394	57.394
	IP2	<u>38.054</u>	<u>1:35.281</u>	34.181	1:25.841	35.574	1:27.964	36.329	1:29.078	35.136	1:34.800	34.380	1:28.604	35.254	1:32.648
	FL	<u>42.597</u>	<u>2:17.878</u>	39.915	2:05.756	41.919	2:09.883	41.974	2:11.052	42.094	2:16.894	40.503	2:09.107	41.147	2:13.795
2	IP1			43.933	43.933	45.757	45.757	45.258	45.258	46.944	46.944	45.682	45.682	45.217	45.217
	IP2			32.400	1:16.333	34.835	1:20.592	33.080	1:18.338	34.377	1:21.321	33.272	1:18.954	32.508	1:17.725
	FL		-----	38.708	1:55.041	40.874	2:01.466	45.297	2:03.635	41.410	2:02.731	39.237	1:58.191	39.667	1:57.391
3	IP1			43.489	43.489	46.310	46.310	1:01.05	1:01.054	46.673	46.673	45.903	45.903	44.610	44.610
	IP2			32.315	1:15.804	33.893	1:20.203	45.218	1:46.272	33.650	1:20.323	35.732	1:21.635	32.570	1:17.180
	FL			38.890	1:54.694	40.049	2:00.252	42.453	2:28.725	40.960	2:01.283	43.838	2:05.473	38.904	1:56.084
4	IP1			43.575	43.575	45.359	45.359	53.861	53.861	46.202	46.202	44.456	44.456	44.234	44.234
	IP2			<u>32.172</u>	<u>1:15.747</u>	33.452	1:18.811	47.703	1:41.564	33.493	1:19.695	32.253	<u>1:16.709</u>	32.209	1:16.443
	FL			38.299	1:54.045	39.589	1:58.400	40.749	2:22.313	40.741	2:00.436	38.971	1:55.680	38.750	1:55.193
5	IP1			50.360	50.360	45.575	45.575	44.394	44.394	46.191	46.191	44.356	44.356	43.961	43.961
	IP2			41.410	1:31.770	33.218	1:18.793	32.771	1:17.165	33.490	1:19.681	32.369	1:16.725	32.565	1:16.526
	FL				-----	39.330	1:58.123	38.881	1:56.046	40.296	1:59.977	39.118	1:55.843	40.065	1:56.591
6	IP1					56.387	56.387	44.089	44.089	45.958	45.958	44.694	44.694	44.126	44.126
	IP2					42.912	1:39.299	32.038	1:16.127	33.253	1:19.211	32.437	1:17.131	32.369	1:16.495
	FL						-----	38.696	1:54.823	39.864	1:59.075	39.045	1:56.176	38.896	1:55.391
7	IP1							44.232	44.232	45.455	45.455			43.917	43.917
	IP2							32.509	1:16.741	33.085	1:18.540			32.375	1:16.292
	FL								-----	40.106	1:58.646			39.931	1:56.223
8	IP1													44.208	44.208
	IP2													32.070	1:16.278
	FL													38.806	1:55.084



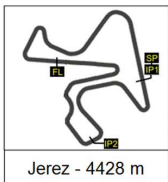
CAMPEONATOS DE ESPAÑA DE GT Y DE RESISTENCIA TCR ENTRENAMIENTOS CRONO PILOTO 2 / QUALIFYING PRACTICE DRIVER 2 ANALISIS / ANALYSIS

Número	55		77		81		88		103		105		108		
	Vta	Sector	Vuelta	Sector	Vuelta	Sector	Vuelta	Sector	Vuelta	Sector	Vuelta	Sector	Vuelta		
1	IP1	57.977	57.977	56.291	56.291	52.579	52.579	57.475	57.475	56.870	56.870	49.037	49.037	53.776	53.776
	IP2	34.981	1:32.958	34.921	1:31.212	34.018	1:26.597	37.307	1:34.782	33.414	1:30.284	33.544	1:22.581	33.674	1:27.450
	FL	47.720	2:20.678	40.226	2:11.438	40.677	2:07.274	41.904	2:16.686	39.181	2:09.465	38.435	2:01.016	39.052	2:06.502
2	IP1	44.746	44.746	44.074	44.074	50.813	50.813	46.300	46.300	44.216	44.216	42.920	42.920	43.339	43.339
	IP2	32.957	1:17.703	32.233	1:16.307	34.063	1:24.876	33.449	1:19.749	31.906	1:16.122	31.996	1:14.916	31.871	1:15.210
	FL	39.467	1:57.170	38.596	1:54.903	40.705	2:05.581	40.456	2:00.205	38.470	1:54.592	37.217	1:52.133	37.613	1:52.823
3	IP1	50.477	50.477	44.158	44.158	45.973	45.973	51.680	51.680	42.155	42.155	43.870	43.870	42.492	42.492
	IP2	35.827	1:26.304	32.005	1:16.163	32.911	1:18.884	36.529	1:28.209	30.212	1:12.367	31.317	1:15.187	31.045	1:13.537
	FL	40.704	2:07.008	38.782	1:54.945	40.175	1:59.059	45.635	2:13.844	36.279	1:48.646	36.723	1:51.909	37.619	1:51.156
4	IP1	46.191	46.191	43.801	43.801	44.527	44.527	49.977	49.977	41.224	41.224	41.988	41.988	42.256	42.256
	IP2	33.448	1:19.639	32.279	1:16.080	32.570	1:17.097	34.800	1:24.777	30.098	1:11.322	31.078	1:13.066	30.947	1:13.203
	FL	40.245	1:59.884	40.641	1:56.721	39.493	1:56.590	40.192	2:04.969	35.657	1:46.979	36.796	1:49.862	37.260	1:50.463
5	IP1	44.509	44.509	49.393	49.393	44.655	44.655	45.534	45.534	41.135	41.135	43.321	43.321	46.129	46.129
	IP2	32.575	1:17.084	37.017	1:26.410	32.248	1:16.903	32.988	1:18.522	29.752	1:10.887	30.933	1:14.254	32.980	1:19.109
	FL	39.641	1:56.725	40.448	2:06.858	39.599	1:56.502	39.928	1:58.450	36.244	1:47.131	37.088	1:51.342	37.777	1:56.886
6	IP1	44.120	44.120	43.715	43.715	44.343	44.343	45.161	45.161	40.821	40.821	41.929	41.929	41.863	41.863
	IP2	32.147	1:16.267	32.364	1:16.079	32.828	1:17.171	32.980	1:18.141	29.651	1:10.472	30.877	1:12.806	30.864	1:12.727
	FL	-----	-----	38.656	1:54.735	39.922	1:57.093	39.536	1:57.677	36.023	1:46.495	36.948	1:49.754	37.274	1:50.001
7	IP1			55.214	55.214	44.722	44.722	44.968	44.968	55.524	55.524	41.812	41.812	51.157	51.157
	IP2			38.807	1:34.021	33.239	1:17.961	32.698	1:17.666	43.501	1:39.025	30.922	1:12.734	38.211	1:29.368
	FL			-----	-----	40.030	1:57.990	39.525	1:57.191	-----	-----	37.349	1:50.082	-----	-----
8	IP1					44.733	44.733								
	IP2					32.386	1:17.119								
	FL					39.452	1:56.571								



CAMPEONATOS DE ESPAÑA DE GT Y DE RESISTENCIA TCR ENTRENAMIENTOS CRONO PILOTO 2 / QUALIFYING PRACTICE DRIVER 2 ANALISIS / ANALYSIS

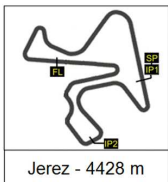
Número	114		126		134		136		178		199		0	
	Vta	Sector	Vuelta	Sector	Vuelta	Sector	Vuelta	Sector	Vuelta	Sector	Vuelta	Sector	Vuelta	
1	IP1	56.585	56.585	59.772	59.772	53.600	53.600	50.861	50.861	56.425	56.425	50.908	50.908	
	IP2	34.984	1:31.569	38.627	1:38.399	35.278	1:28.878	32.972	1:23.833	36.324	1:32.749	33.571	1:24.479	
	FL	41.614	2:13.183	43.702	2:22.101	45.330	2:14.208	39.692	2:03.525	42.148	2:14.897	40.249	2:04.728	
2	IP1	43.534	43.534	48.197	48.197	46.659	46.659	43.823	43.823	47.408	47.408	47.454	47.454	
	IP2	31.528	1:15.062	35.681	1:23.878	34.838	1:21.497	31.595	1:15.418	36.274	1:23.682	33.833	1:21.287	
	FL	38.366	1:53.428	42.695	2:06.572	41.697	2:03.194	38.361	1:53.778	41.074	2:04.756	39.529	2:00.816	
3	IP1	48.238	48.238	47.947	47.947	46.885	46.885	42.874	42.874	49.771	49.771	45.222	45.222	
	IP2	32.392	1:20.630	35.274	1:23.221	35.289	1:22.174	31.928	1:14.802	35.121	1:24.892	33.231	1:18.453	
	FL	39.061	1:59.691	41.599	2:04.820	41.014	2:03.188	37.210	1:52.012	40.792	2:05.683	38.966	1:57.419	
4	IP1	42.388	42.388	47.125	47.125	46.757	46.757	42.240	42.240	46.749	46.749	45.825	45.825	
	IP2	31.527	1:13.915	34.179	1:21.304	34.672	1:21.429	30.900	1:13.140	34.496	1:21.245	33.006	1:18.831	
	FL	37.977	1:51.892	41.170	2:02.473	41.056	2:02.484	37.047	1:50.187	39.941	2:01.186	39.426	1:58.257	
5	IP1	42.698	42.698	47.040	47.040	46.145	46.145	41.578	41.578	46.040	46.040	45.340	45.340	
	IP2	30.708	1:13.406	35.389	1:22.429	34.372	1:20.517	31.082	1:12.660	34.780	1:20.820	33.403	1:18.743	
	FL	37.769	1:51.175	41.692	2:04.121	40.549	2:01.066	37.300	1:49.960	40.719	2:01.539	39.423	1:58.166	
6	IP1	42.364	42.364	46.069	46.069	47.024	47.024	42.458	42.458	45.885	45.885	44.675	44.675	
	IP2	30.106	1:12.470	33.444	1:19.513	34.688	1:21.712	30.591	1:13.049	34.299	1:20.184	33.068	1:17.743	
	FL	38.598	1:51.068	41.419	2:00.932	40.773	2:02.485	37.035	1:50.084	40.221	2:00.405	38.887	1:56.630	
7	IP1	42.124	42.124	45.567	45.567	46.509	46.509	41.673	41.673	52.852	52.852			
	IP2	29.919	1:12.043	33.983	1:19.550	35.225	1:21.734	30.652	1:12.325	42.372	1:35.224			
	FL	37.906	1:49.948	40.523	2:00.073	41.026	2:02.760	37.099	1:49.424					
8	IP1							41.677	41.677					
	IP2							30.328	1:12.005					
	FL							37.081	1:49.086					



66

CAMPEONATOS DE ESPAÑA DE GT Y DE RESISTENCIA TCR ENTRENAMIENTOS CRONO PILOTO 2 / QUALIFYING PRACTICE DRIVER 2 40 MEJORES VUELTAS / 40 BEST LAPS

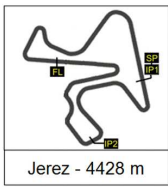
Dorsal	Piloto	Nat	Equipo	Maq.	Hora	Vuelta	Tiempo
103	Mayola-Gtrrez Agüi	ESP	PCR SPORT	Ferrari	15:38:56	6	1:46.495
103	Mayola-Gtrrez Agüi	ESP	PCR SPORT	Ferrari	15:35:23	4	1:46.979
103	Mayola-Gtrrez Agüi	ESP	PCR SPORT	Ferrari	15:37:010	5	1:47.131
103	Mayola-Gtrrez Agüi	ESP	PCR SPORT	Ferrari	15:33:36	3	1:48.646
136	Grau-Gómez	FRA	PHILIPPE GRUAU	Vortex	15:41:25	8	1:49.086
136	Grau-Gómez	FRA	PHILIPPE GRUAU	Vortex	15:39:36	7	1:49.424
105	Vinyes-Font		BAPORO MOTORSPORT	Porsche	15:38:15	6	1:49.754
105	Vinyes-Font		BAPORO MOTORSPORT	Porsche	15:34:34	4	1:49.862
114	J Smet	ESP	MONLAU COMPETICIÓN	Renault	15:41:01	7	1:49.948
136	Grau-Gómez	FRA	PHILIPPE GRUAU	Vortex	15:35:57	5	1:49.960
108	Sainero-Morcillo	ESP	E2P ESC. ESPAÑOLA PILOTOS	Porsche	15:38:56	6	1:50.001
105	Vinyes-Font		BAPORO MOTORSPORT	Porsche	15:40:05	7	1:50.082
136	Grau-Gómez	FRA	PHILIPPE GRUAU	Vortex	15:37:47	6	1:50.084
136	Grau-Gómez	FRA	PHILIPPE GRUAU	Vortex	15:34:07	4	1:50.187
108	Sainero-Morcillo	ESP	E2P ESC. ESPAÑOLA PILOTOS	Porsche	15:35:09	4	1:50.463
114	J Smet	ESP	MONLAU COMPETICIÓN	Renault	15:39:11	6	1:51.068
108	Sainero-Morcillo	ESP	E2P ESC. ESPAÑOLA PILOTOS	Porsche	15:33:19	3	1:51.156
114	J Smet	ESP	MONLAU COMPETICIÓN	Renault	15:37:20	5	1:51.175
105	Vinyes-Font		BAPORO MOTORSPORT	Porsche	15:36:25	5	1:51.342
114	J Smet	ESP	MONLAU COMPETICIÓN	Renault	15:35:28	4	1:51.892
105	Vinyes-Font		BAPORO MOTORSPORT	Porsche	15:32:44	3	1:51.909
136	Grau-Gómez	FRA	PHILIPPE GRUAU	Vortex	15:32:17	3	1:52.012
105	Vinyes-Font		BAPORO MOTORSPORT	Porsche	15:30:52	2	1:52.133
108	Sainero-Morcillo	ESP	E2P ESC. ESPAÑOLA PILOTOS	Porsche	15:31:27	2	1:52.823
114	J Smet	ESP	MONLAU COMPETICIÓN	Renault	15:31:37	2	1:53.428
136	Grau-Gómez	FRA	PHILIPPE GRUAU	Vortex	15:30:25	2	1:53.778
16	Azcona-Leonov	ESP	VICTORY ASSERTO	Cupra	15:33:17	4	1:54.045
103	Mayola-Gtrrez Agüi	ESP	PCR SPORT	Ferrari	15:31:47	2	1:54.592
16	Azcona-Leonov	ESP	VICTORY ASSERTO	Cupra	15:31:23	3	1:54.694
77	F Mendez Cazorla	ESP	RC2 JUNIOR TEAM	Cupra	15:37:08	6	1:54.735
23	Peña-Cebrián	ESP	RC2 JUNIOR TEAM	Cupra	15:39:22	6	1:54.823
77	F Mendez Cazorla	ESP	RC2 JUNIOR TEAM	Cupra	15:29:15	2	1:54.903
77	F Mendez Cazorla	ESP	RC2 JUNIOR TEAM	Cupra	15:31:010	3	1:54.945
16	Azcona-Leonov	ESP	VICTORY ASSERTO	Cupra	15:29:28	2	1:55.041
44	Smaali-Fontes		SPV RACING	Audi	15:41:31	8	1:55.084
44	Smaali-Fontes		SPV RACING	Audi	15:33:48	4	1:55.193
44	Smaali-Fontes		SPV RACING	Audi	15:37:40	6	1:55.391
31	G Aso Arjol	ESP	PCR SPORT	Cupra	15:36:14	4	1:55.680
31	G Aso Arjol	ESP	PCR SPORT	Cupra	15:38:010	5	1:55.843
23	Peña-Cebrián	ESP	RC2 JUNIOR TEAM	Cupra	15:37:28	5	1:56.046



67

CAMPEONATOS DE ESPAÑA DE GT Y DE RESISTENCIA TCR ENTRENAMIENTOS CRONO PILOTO 2 / QUALIFYING PRACTICE DRIVER 2 MEJORES CINCO VUELTAS / TOP FIVE LAPS

Piloto	Nat	Equipo	Top Five Laps				
103 Mayola-Gtrrez Agüi	ESP	PCR SPORT	1:46.495	1:46.979	1:47.131	1:48.646	1:54.592
136 Grau-Gómez	FRA	PHILIPPE GRUAU	1:49.086	1:49.424	1:49.960	1:50.084	1:50.187
105 Vinyes-Font		BAPORO MOTORSPORT	1:49.754	1:49.862	1:50.082	1:51.342	1:51.909
114 J Smet	ESP	MONLAU COMPETICIÓN	1:49.948	1:51.068	1:51.175	1:51.892	1:53.428
108 Sainero-Morcillo	ESP	E2P ESC. ESPAÑOLA PILOTOS	1:50.001	1:50.463	1:51.156	1:52.823	1:56.886
16 Azcona-Leonov	ESP	VICTORY ASSERTO	1:54.045	1:54.694	1:55.041	2:05.756	PIT EXIT
77 F Mendez Cazorla	ESP	RC2 JUNIOR TEAM	1:54.735	1:54.903	1:54.945	1:56.721	2:06.858
23 Peña-Cebrián	ESP	RC2 JUNIOR TEAM	1:54.823	1:56.046	2:03.635	2:11.052	2:22.313
44 Smaali-Fontes		SPV RACING	1:55.084	1:55.193	1:55.391	1:56.084	1:56.223
31 G Aso Arjol	ESP	PCR SPORT	1:55.680	1:55.843	1:56.176	1:58.191	2:05.473
81 Glez Reyes-Lobera	ESP	TERRA TRAINING MOTORSPORT	1:56.502	1:56.571	1:56.590	1:57.093	1:57.990
199 Navarrete R-Navarrete P	ESP	SMC JUNIOR MOTORSPORT	1:56.630	1:57.419	1:58.166	1:58.257	2:00.816
55 Van Nostrum-Oxley		SPV RACING	1:56.725	1:57.170	1:59.884	2:07.008	2:20.678
88 Sánchez Macías-Barrios	ESP	LOCAL SPORT	1:57.191	1:57.677	1:58.450	2:00.205	2:04.969
20 R Fdez Gil-F Fdez Gil	ESP	RC2 JUNIOR TEAM	1:58.123	1:58.400	2:00.252	2:01.466	2:09.883
26 Dasi-Parera	ESP	PCR SPORT	1:58.646	1:59.075	1:59.977	2:00.436	2:01.283
126 R Villanueva de Martin	ESP	NM RACING TEAM	2:00.073	2:00.932	2:02.473	2:04.121	2:04.820
178 Rdguez Sastre-Lopez Anó	ESP	R. A. C CIRCUITO GUADALOPE	2:00.405	2:01.186	2:01.539	2:04.756	2:05.683
134 Courtois-Brochier	FRA	GILLES COURTOIS	2:01.066	2:02.484	2:02.485	2:02.760	2:03.188
5 de los Milagros-Carbó	ESP	PCR SPORT	2:17.878	PIT EXIT			



68

CAMPEONATOS DE ESPAÑA DE GT Y DE RESISTENCIA TCR ENTRENAMIENTOS CRONO PILOTO 2 / QUALIFYING PRACTICE DRIVER 2 40 MEJORES VELOCIDADES MÁXIMAS / 40 BEST MAX. SPEEDS

Dorsal	Piloto	Nat	Equipo	Maq.	Hora	Vuelta	Vmax
105	Vinyes-Font		BAPORO MOTORSPORT	Porsche	15:29:43	1	222,6
103	Mayola-Gtrrez Agüi	ESP	PCR SPORT	Ferrari	15:30:37	1	219,6
103	Mayola-Gtrrez Agüi	ESP	PCR SPORT	Ferrari	15:32:29	2	219,6
103	Mayola-Gtrrez Agüi	ESP	PCR SPORT	Ferrari	15:37:51	5	218,2
114	J Smet	ESP	MONLAU COMPETICIÓN	Renault	15:38:02	5	218,1
114	J Smet	ESP	MONLAU COMPETICIÓN	Renault	15:39:53	6	217,9
114	J Smet	ESP	MONLAU COMPETICIÓN	Renault	15:30:27	1	217,6
105	Vinyes-Font		BAPORO MOTORSPORT	Porsche	15:27:48	0	217,6
105	Vinyes-Font		BAPORO MOTORSPORT	Porsche	15:33:26	3	217,3
136	Grau-Gómez	FRA	PHILIPPE GRUAU	Vortex	15:32:59	3	217,1
105	Vinyes-Font		BAPORO MOTORSPORT	Porsche	15:31:36	2	217,1
103	Mayola-Gtrrez Agüi	ESP	PCR SPORT	Ferrari	15:36:04	4	216,9
103	Mayola-Gtrrez Agüi	ESP	PCR SPORT	Ferrari	15:34:17	3	216,8
136	Grau-Gómez	FRA	PHILIPPE GRUAU	Vortex	15:40:18	7	216,6
105	Vinyes-Font		BAPORO MOTORSPORT	Porsche	15:37:07	5	216,6
108	Sainero-Morcillo	ESP	E2P ESC. ESPAÑOLA PILOTOS	Porsche	15:32:10	2	216,2
114	J Smet	ESP	MONLAU COMPETICIÓN	Renault	15:34:19	3	216,0
114	J Smet	ESP	MONLAU COMPETICIÓN	Renault	15:36:11	4	216,0
108	Sainero-Morcillo	ESP	E2P ESC. ESPAÑOLA PILOTOS	Porsche	15:30:18	1	215,8
136	Grau-Gómez	FRA	PHILIPPE GRUAU	Vortex	15:31:07	2	215,4
108	Sainero-Morcillo	ESP	E2P ESC. ESPAÑOLA PILOTOS	Porsche	15:37:48	5	215,3
136	Grau-Gómez	FRA	PHILIPPE GRUAU	Vortex	15:34:48	4	214,8
108	Sainero-Morcillo	ESP	E2P ESC. ESPAÑOLA PILOTOS	Porsche	15:34:01	3	214,8
136	Grau-Gómez	FRA	PHILIPPE GRUAU	Vortex	15:38:28	6	214,2
199	Navarrete R-Navarrete P	ESP	SMC JUNIOR MOTORSPORT	Porsche	15:33:21	2	214,0
136	Grau-Gómez	FRA	PHILIPPE GRUAU	Vortex	15:36:39	5	213,9
136	Grau-Gómez	FRA	PHILIPPE GRUAU	Vortex	15:29:15	1	213,9
199	Navarrete R-Navarrete P	ESP	SMC JUNIOR MOTORSPORT	Porsche	15:39:15	5	213,5
199	Navarrete R-Navarrete P	ESP	SMC JUNIOR MOTORSPORT	Porsche	15:37:17	4	213,3
199	Navarrete R-Navarrete P	ESP	SMC JUNIOR MOTORSPORT	Porsche	15:35:19	3	213,0
114	J Smet	ESP	MONLAU COMPETICIÓN	Renault	15:32:25	2	212,6
136	Grau-Gómez	FRA	PHILIPPE GRUAU	Vortex	15:27:18	0	211,9
199	Navarrete R-Navarrete P	ESP	SMC JUNIOR MOTORSPORT	Porsche	15:29:21	0	211,9
108	Sainero-Morcillo	ESP	E2P ESC. ESPAÑOLA PILOTOS	Porsche	15:28:22	0	211,7
199	Navarrete R-Navarrete P	ESP	SMC JUNIOR MOTORSPORT	Porsche	15:31:23	1	211,0
105	Vinyes-Font		BAPORO MOTORSPORT	Porsche	15:35:17	4	209,6
108	Sainero-Morcillo	ESP	E2P ESC. ESPAÑOLA PILOTOS	Porsche	15:35:55	4	208,5
105	Vinyes-Font		BAPORO MOTORSPORT	Porsche	15:38:57	6	208,1
178	Rdguez Sastre-Lopez Anós	ESP	R. A. C CIRCUITO GUADALOPE	Porsche	15:33:27	3	207,3
134	Courtois-Brochier	FRA	GILLES COURTOIS	Vortex	15:29:02	1	205,1



Jerez - 4428 m



69

CAMPEONATOS DE ESPAÑA DE GT Y DE RESISTENCIA TCR ENTRENAMIENTOS CRONO PILOTO 2 / QUALIFYING PRACTICE DRIVER 2 MEJORES CINCO VELOCIDADES MÁXIMAS / TOP FIVE MAX. SPEEDS

Piloto	Nat Equipo	Top Five Vmax				
105 Vinyes-Font	BAPORO MOTORSPORT	222,6	217,6	217,3	217,1	216,6
103 Mayola-Gtrrez Agüi	ESP PCR SPORT	219,6	219,6	218,2	216,9	216,8
114 J Smet	ESP MONLAU COMPETICIÓN	218,1	217,9	217,6	216,0	216,0
136 Grau-Gómez	FRA PHILIPPE GRUAU	217,1	216,6	215,4	214,8	214,2
108 Sainero-Morcillo	ESP E2P ESC. ESPAÑOLA PILOTOS	216,2	215,8	215,3	214,8	211,7
199 Navarrete R-Navarrete P	ESP SMC JUNIOR MOTORSPORT	214,0	213,5	213,3	213,0	211,9
178 Rdguez Sastre-Lopez Anó	ESP R. A. C CIRCUITO GUADALOPE	207,3	204,0	202,6	202,6	201,3
134 Courtois-Brochier	FRA GILLES COURTOIS	205,1	204,0	203,2	203,1	201,9
44 Smaali-Fontes	SPV RACING	203,0	202,2	200,6	192,8	0,0
126 R Villanueva de Martin	ESP NM RACING TEAM	201,3	199,5	198,6	198,2	197,4
16 Azcona-Leonov	ESP VICTORY ASSERTO	200,6	200,0	199,3	196,1	151,0
77 F Mendez Cazorra	ESP RC2 JUNIOR TEAM	199,7	198,1	197,2	195,5	192,1
55 Van Nostrum-Oxley	SPV RACING	198,3	197,2	196,0	194,8	191,9
26 Dasi-Parera	ESP PCR SPORT	195,3	193,3	192,2	190,3	190,0
20 R Fdez Gil-F Fdez Gil	ESP RC2 JUNIOR TEAM	195,1	194,2	192,5	191,9	190,8
23 Peña-Cebrián	ESP RC2 JUNIOR TEAM	195,0	192,9	192,8	190,8	177,3
31 G Aso Arjol	ESP PCR SPORT	194,9	194,5	194,5	194,0	193,4
81 Glez Reyes-Lobera	ESP TERRA TRAINING MOTORSPORT	194,8	193,5	192,4	191,5	191,4
88 Sánchez Macías-Barrios	ESP LOCAL SPORT	194,7	193,3	191,8	191,4	179,9
5 de los Milagros-Carbó	ESP PCR SPORT	191,3				



70'

CAMPEONATO DE ESPAÑA DE GT CARRERA 2 / RACE 2 PARRILLA DE SALIDA (TRASERA) / STARTING GRID (REAR)



	2		
1	105	Vinyes-Font	1:49.754
	4		
2	199	Navarrete R-Navarrete P	1:56.630
	6		
3	134	Courtois-Brochier	2:01.066
	8		
4	108	Sainero-Morcillo	1:50.001
	10		
5			

	1		
	136	Grau-Gómez	1:49.086
	3		
	114	J Smet	1:49.949
	5		
	178	Rdiguez Sastre-Lopez Anós	2:00.405
	7		
	103	Mayola-Gtrrez Agüi	1:46.495
	9		
	126	R Villanueva de Martin	2:00.073

LOS COMISARIOS DEPORTIVOS

EL JEFE DE CRONOMETRAJE



71'

CAMPEONATO DE ESPAÑA DE RESISTENCIA TCR CARRERA 2 / RACE 2 PARRILLA DE SALIDA (TRASERA) / STARTING GRID (REAR)



	2		
1	44	Smaali-Fontes	1:55.084
	4		
2	20	R Fdez Gil-F Fdez Gil	1:58.123
	6		
3	16	Azcona-Leonov	1:54.046
	8		
4	81	Glez Reyes-Lobera	1:56.502
	10		
5	88	Sánchez Macías-Barrios	1:57.191

	1		
23	Peña-Cebrián	1:54.823	
	3		
31	G Aso Arjol	1:55.680	
	5		
26	Dasi-Parera	1:58.646	
	7		
77	F Mendez Cazorla	1:54.735	
	9		
55	Van Nostrum-Oxley	1:56.725	

LOS COMISARIOS DEPORTIVOS

EL JEFE DE CRONOMETRAJE