



V-LINE DRG.



**GT-CER**  
CAMPEONATO DE ESPAÑA RESISTENCIA

CIRCUITO DE  
**JEREZ**  
ÁNGEL NIETO

11-12 noviembre 2023

b8

## GT Entrenamientos Cronometrados 1 Resultados

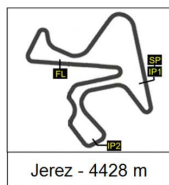
CONDICIONES ATMOSFERICAS: **Soleado**

ESTADO DE LA PISTA: **Seca**

Ord. #	Piloto	Licencia	Club	Marca	NV	VR	Tiempo	Gap	Intv	VMax
1	140 x*	Ivan PARERA	ESP Monlau Motorsport	RENAULT	6	4	1:42.672	----	----	226,8
2	136 c*	Michael KAPFINGER	POR Racar Motorsport	PORSCHE	5	3	1:45.966	3.294	3.294	224,5
3	113 c*	Joan VINYES*	ESP Baporo Motorsport	PORSCHE	5	5	1:46.983	4.311	1.017	223,2
4	134 c*	Carlos VIEIRA	POR Veloso Motorsport	PORSCHE	6	6	1:47.201	4.529	0.218	224,4
5	133 x*	Angel SANTOS	ESP Escudería Faraón	FERRARI	4	3	1:47.292	4.620	0.091	224,5
6	130 c*	Jaume FONT	ESP Baporo Motorsport	PORSCHE	5	4	1:47.648	4.976	0.356	222,6
7	139 c*	Pedro M LOURINHO	ESP Escudería Faraón	PORSCHE	4	3	1:48.846	6.174	1.198	220,3
8	117 c*	Fernando GONZÁLEZ	ESP Escudería Faraón	PORSCHE	5	5	1:48.953	6.281	0.107	220,8
9	101 xf*	Lionel AMROUCHE	FRA Lionel Amrouche	VORTEX	6	5	1:49.489	6.817	0.536	214,4
10	104 c*	Jorge M PEREIRA	POR Veloso Motorsport	PORSCHE	7	6	1:50.026	7.354	0.537	222,1
11	116 r*	Patrick BAY	ESP NM Racing Team	MERCEDES	5	4	1:51.794	9.122	1.768	204,7
12	135 c*	Leandro MARTINS	POR Racar Motorsport	PORSCHE	3	2	1:51.821	9.149	0.027	222,3
13	141 c*	Victor M SENRA	ESP Escudería Faraón	PORSCHE	5	5	1:52.100	9.428	0.279	217,2
14	115 r*	Manel LAO	ESP NM Racing Team	MERCEDES	5	5	1:52.191	9.519	0.091	205,2
15	114 c*	Henk VAN ZOEST*	ESP Skualo Competición	PORSCHE	3	2	1:52.352	9.680	0.161	217,7
16	125 r*	Jordi FUSET	ESP Motor Club Sabadell	PORSCHE	4	3	1:52.535	9.863	0.183	205,9
17	172 r*	Nerea MARTI	ESP Promotion Motorsport	BMW	3	3	1:52.908	10.236	0.373	201,6
18	181 rf*	Francesc GUTIÉRREZ	ESP Jan G. Schidlof Marek	MCLAREN	6	4	1:54.208	11.537	1.301	197,8
19	102 xf*	Gilles COURTOIS	FRA Philippe Gruau	VORTEX	5	4	1:54.352	11.680	0.143	212,8
20	121 c*ff	Jean-Roch PIAT*	POR Veloso Motorsport	PORSCHE	4	4	1:55.355	12.683	1.003	216,4
21	126 rf*	Vicente DASÍ	ESP Pcr Sport	MERCEDES	5	3	1:55.473	12.801	0.118	204,6

Circuito de Jerez, 11 DE NOVIEMBRE DE 2023

LOS COMISARIOS DEPORTIVOS	EL DIRECTOR DE CARRERA	EL JEFE DE CRONOMETRAJE
Hora:	Hora:	RESULTADOS PUBLICADOS A LAS 11:57 HORAS



V-LINE ORG.



**GT-CER**  
CAMPEONATO DE ESPAÑA RESISTENCIA

CIRCUITO DE  
**JEREZ**  
ÁNGEL NIETO

b9

11-12 noviembre 2023

**GT**  
**Carrera 1**  
**Parrilla de Salida**



	2		1
1	<b>136</b> Michael KAPFINGER 1:45.966		<b>140</b> Ivan PARERA 1:42.672
	4		3
2	<b>134</b> Carlos VIEIRA 1:47.201		<b>113</b> Joan VINYES* 1:46.983
	6		5
3	<b>130</b> Jaume FONT 1:47.648		<b>133</b> Angel SANTOS 1:47.292
	8		7
4	<b>117</b> Fernando GONZÁLEZ 1:48.953		<b>139</b> Pedro M LOURINHO 1:48.846
	10		9
5	<b>104</b> Jorge M PEREIRA 1:50.026		<b>101</b> Lionel AMROUCHE 1:49.489
	12		11
6	<b>135</b> Leandro MARTINS 1:51.821		<b>116</b> Patrick BAY 1:51.794
	14		13
7	<b>115</b> Manel LAO 1:52.191		<b>141</b> Victor M SENRA 1:52.100
	16		15
8	<b>125</b> Jordi FUSET 1:52.535		<b>114</b> Henk VAN ZOEST* 1:52.352
	18		17
9	<b>181</b> Francesc GUTIÉRREZ 1:54.209		<b>172</b> Jose M DE LOS MILAGROS 1:52.908
	20		19
10	<b>121</b> Jean-Roch PIAT* 1:55.355		<b>102</b> Gilles COURTOIS 1:54.352
			21
11			<b>126</b> Vicente DASI 1:55.473

LOS COMISARIOS DEPORTIVOS

EL JEFE DE CRONOMETRAJE



V-LINE ORG.



**GT-CER**  
CAMPEONATO DE ESPAÑA RESISTENCIA

CIRCUITO DE  
**JEREZ**  
ÁNGEL NIETO

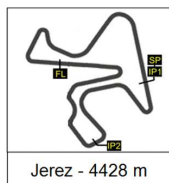
11-12 noviembre 2023

**b10**

## GT Entrenamientos Cronometrados 1 Vuelta a Vuelta

Vuelta	101	102	104	113	114	115	116	117	121	125	126	130
<b>1</b>	2:17.647	2:22.146	2:20.544	2:09.934	2:22.714	2:22.741	2:47.908	2:20.232	2:21.175	2:30.261	2:17.384	2:33.916
<b>2</b>	1:58.154	2:06.513	2:00.515	1:59.090	1:52.352*	2:08.433	2:06.185	2:01.416	2:05.826	2:14.213	3:08.138	2:12.239
<b>3</b>	1:50.858	1:59.699	1:57.040	1:47.680	1:52.787	1:53.830	1:53.548	1:56.448	1:56.037	1:52.535*	1:55.473*	1:59.802
<b>4</b>	1:49.628	1:54.352*	1:52.640	1:59.487		1:53.194	1:51.794*	1:49.199	1:55.355*	1:52.703	2:18.479	1:47.648*
<b>5</b>	1:49.489*	1:56.147	1:50.867	1:46.983*		1:52.191*	1:56.009	1:48.953*			2:07.265	1:48.604
<b>6</b>	1:56.069		1:50.026*									
<b>7</b>			1:53.140									

Vuelta	133	134	135	136	139	140	141	172	181			
<b>1</b>	2:29.169	2:23.254	2:10.803	2:27.385	2:23.640	2:08.274	2:31.176	2:13.696	2:22.450			
<b>2</b>	1:48.938	2:01.383	1:51.821*	2:09.476	1:58.055	1:47.289	1:59.172	1:53.372	2:26.759			
<b>3</b>	1:47.292*	1:58.050	2:14.206	1:45.966*	1:48.846*	1:56.906	1:53.484	1:52.908*	1:54.738			
<b>4</b>	1:47.813	1:48.393		1:49.371	1:50.549	1:42.672*	1:52.584		1:54.208*			
<b>5</b>		1:47.270		1:46.601		1:55.582	1:52.100*		2:10.922			
<b>6</b>		1:47.201*				1:47.449			1:54.280			



V-LINE ORG.



**GT-CER**  
CAMPEONATO DE ESPAÑA RESISTENCIA

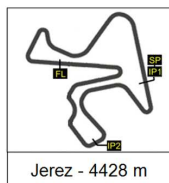
CIRCUITO DE  
**JEREZ**  
ÁNGEL NIETO

1  
**b11**

11-12 noviembre 2023

## GT Entrenamientos Cronometrados 1 Análisis

Número	101		102		104		113		114		115		116		
	Vta	Sector	Vuelta	Sector	Vuelta	Sector	Vuelta	Sector	Vuelta	Sector	Vuelta	Sector	Vuelta		
1	IP1	58.984	58.984	1:00.24	1:00.246	59.923	59.923	55.025	55.025	1:02.49	1:02.493	58.049	58.049	1:09.88	1:09.881
	IP2	37.503	1:36.487	38.542	1:38.788	37.455	1:37.378	34.666	1:29.691	41.070	1:43.563	41.913	1:39.962	46.658	1:56.539
	FL	41.160	<b>2:17.647</b>	43.358	<b>2:22.146</b>	43.167	<b>2:20.544</b>	40.243	<b>2:09.934</b>	39.151	<b>2:22.714</b>	42.780	<b>2:22.741</b>	51.369	<b>2:47.908</b>
2	IP1	46.789	46.789	48.782	48.782	47.137	47.137	43.878	43.878	43.227	43.227	51.957	51.957	50.660	50.660
	IP2	33.266	1:20.055	37.067	1:25.849	34.372	1:21.509	35.025	1:18.903	<b>31.461</b>	<b>1:14.688</b>	36.677	1:28.634	34.718	1:25.378
	FL	38.099	<b>1:58.154</b>	40.664	<b>2:06.513</b>	39.006	<b>2:00.515</b>	40.187	<b>1:59.090</b>	<b>37.664</b>	<b>1:52.352</b>	39.799	<b>2:08.433</b>	40.807	<b>2:06.185</b>
3	IP1	42.463	42.463	45.239	45.239	45.041	45.041	41.685	41.685	<b>43.125</b>	<b>43.125</b>	44.053	44.053	43.886	43.886
	IP2	31.281	1:13.744	34.298	1:19.537	33.627	1:18.668	30.530	1:12.215	31.897	1:15.022	32.205	1:16.258	31.833	1:15.719
	FL	37.114	<b>1:50.858</b>	40.163	<b>1:59.699</b>	38.372	<b>1:57.040</b>	<b>35.465</b>	<b>1:47.680</b>	37.765	<b>1:52.787</b>	37.572	<b>1:53.830</b>	37.829	<b>1:53.548</b>
4	IP1	41.959	41.959	43.926	43.926	43.563	43.563	48.964	48.964	43.278	43.278	43.467	43.467	<b>43.046</b>	<b>43.046</b>
	IP2	30.895	1:12.854	<b>32.269</b>	<b>1:16.195</b>	31.550	1:15.113	33.859	1:22.823	35.923	1:19.201	31.760	1:15.227	<b>31.228</b>	<b>1:14.274</b>
	FL	<b>36.774</b>	<b>1:49.628</b>	<b>38.157</b>	<b>1:54.352</b>	37.527	<b>1:52.640</b>	36.664	<b>1:59.487</b>		-----	37.967	<b>1:53.194</b>	<b>37.520</b>	<b>1:51.794</b>
5	IP1	<b>41.881</b>	<b>41.881</b>	44.157	44.157	42.283	42.283	<b>40.997</b>	<b>40.997</b>			<b>43.142</b>	<b>43.142</b>	43.418	43.418
	IP2	<b>30.651</b>	<b>1:12.532</b>	33.074	1:17.231	31.141	1:13.424	<b>30.267</b>	<b>1:11.264</b>			<b>31.528</b>	<b>1:14.670</b>	31.531	1:14.949
	FL	36.957	<b>1:49.489</b>	38.916	<b>1:56.147</b>	37.443	<b>1:50.867</b>	35.719	<b>1:46.983</b>			<b>37.521</b>	<b>1:52.191</b>	41.061	<b>1:56.009</b>
6	IP1	44.265	44.265	<b>43.358</b>	<b>43.358</b>	<b>41.906</b>	<b>41.906</b>	41.121	41.121			43.215	43.215	46.310	46.310
	IP2	33.874	1:18.139	33.251	1:16.609	<b>31.091</b>	<b>1:12.997</b>	30.582	1:11.703			32.441	1:15.656	34.354	1:20.664
	FL	37.931	<b>1:56.069</b>		-----	<b>37.029</b>	<b>1:50.026</b>		-----				-----		-----
7	IP1	53.919	53.919			42.322	42.322								
	IP2	38.229	1:32.148			31.241	1:13.563								
	FL		-----			39.577	<b>1:53.140</b>								



V-LINE DRG.



**GT-CER**  
CAMPEONATO DE ESPAÑA RESISTENCIA

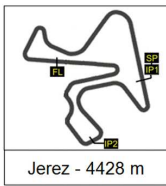
CIRCUITO DE  
**JEREZ**  
ÁNGEL NIETO

2  
**b11**

11-12 noviembre 2023

## GT Entrenamientos Cronometrados 1 Análisis

Número	117		121		125		126		130		133		134		
	Vta	Sector	Vuelta	Sector	Vuelta	Sector	Vuelta	Sector	Vuelta	Sector	Vuelta	Sector	Vuelta		
1	IP1	59.558	59.558	57.774	57.774	1:01.00	1:01.005	53.357	53.357	1:05.31	1:05.310	1:02.26	1:02.263	1:01.11	1:01.113
	IP2	39.549	1:39.107	39.876	1:37.650	40.372	1:41.377	39.089	1:32.446	43.248	1:48.558	42.511	1:44.774	37.770	1:38.883
	FL	41.125	<b>2:20.232</b>	43.525	<b>2:21.175</b>	48.885	<b>2:30.261</b>	44.939	<b>2:17.384</b>	45.358	<b>2:33.916</b>	44.395	<b>2:29.169</b>	44.371	<b>2:23.254</b>
2	IP1	45.023	45.023	50.800	50.800	54.772	54.772	1:48.88	1:48.888	51.406	51.406	41.998	41.998	49.482	49.482
	IP2	32.608	1:17.631	35.496	1:26.296	37.993	1:32.765	39.169	2:28.057	43.621	1:35.027	30.938	1:12.936	33.655	1:23.137
	FL	43.786	<b>2:01.416</b>	39.530	<b>2:05.826</b>	41.448	<b>2:14.213</b>	40.081	<b>3:08.138</b>	37.212	<b>2:12.239</b>	<b>36.002</b>	<b>1:48.938</b>	38.246	<b>2:01.383</b>
3	IP1	44.791	44.791	<b>44.674</b>	<b>44.674</b>	43.536	43.536	44.515	44.515	41.630	41.630	<b>40.730</b>	<b>40.730</b>	46.691	46.691
	IP2	32.282	1:17.073	33.236	1:17.910	<b>31.444</b>	<b>1:14.980</b>	<b>32.466</b>	<b>1:16.981</b>	31.844	1:13.474	<b>30.210</b>	<b>1:10.940</b>	33.552	1:20.243
	FL	39.375	<b>1:56.448</b>	38.127	<b>1:56.037</b>	<b>37.555</b>	<b>1:52.535</b>	<b>38.492</b>	<b>1:55.473</b>	46.328	<b>1:59.802</b>	36.352	<b>1:47.292</b>	37.807	<b>1:58.050</b>
4	IP1	42.109	42.109	44.681	44.681	<b>43.512</b>	<b>43.512</b>	51.835	51.835	41.489	41.489	41.342	41.342	41.946	41.946
	IP2	<b>30.679</b>	1:12.788	<b>32.653</b>	<b>1:17.334</b>	31.469	1:14.981	42.458	1:34.293	<b>30.231</b>	1:11.720	30.427	1:11.769	30.807	1:12.753
	FL	<b>36.411</b>	<b>1:49.199</b>	<b>38.021</b>	<b>1:55.355</b>	37.722	<b>1:52.703</b>	44.186	<b>2:18.479</b>	<b>35.928</b>	<b>1:47.648</b>	36.044	<b>1:47.813</b>	35.640	<b>1:48.393</b>
5	IP1	<b>41.523</b>	<b>41.523</b>	1:53.94	1:53.945	49.617	49.617	54.074	54.074	<b>41.319</b>	<b>41.319</b>	41.480	41.480	<b>41.208</b>	<b>41.208</b>
	IP2	30.723	<b>1:12.246</b>	35.544	2:29.489	37.609	1:27.226	33.419	1:27.493	30.246	<b>1:11.565</b>	33.760	1:15.240	30.519	1:11.727
	FL	36.707	<b>1:48.953</b>	-----	-----	-----	-----	39.772	<b>2:07.265</b>	37.039	<b>1:48.604</b>	-----	-----	<b>35.543</b>	<b>1:47.270</b>
6	IP1	47.459	47.459					<b>44.202</b>	<b>44.202</b>	41.667	41.667			41.241	41.241
	IP2	41.181	1:28.640					32.825	1:17.027	42.402	1:24.069			<b>30.361</b>	<b>1:11.602</b>
	FL		-----					-----	-----	-----	-----			35.599	<b>1:47.201</b>
7	IP1													41.244	41.244
	IP2													31.396	1:12.640
	FL													-----	-----



V-LINE DRG.



**GT-CER**  
CAMPEONATO DE ESPAÑA RESISTENCIA

CIRCUITO DE  
**JEREZ**  
ÁNGEL NIETO

3  
**b11**

11-12 noviembre 2023

## GT Entrenamientos Cronometrados 1 Análisis

Número	135		136		139		140		141		172		181		
	Vta	Sector	Vuelta	Sector	Vuelta	Sector	Vuelta	Sector	Vuelta	Sector	Vuelta	Sector	Vuelta		
1	IP1	55.940	55.940	1:03.49	1:03.493	1:00.07	1:00.079	55.533	55.533	1:03.39	1:03.391	59.363	59.363	55.909	55.909
	IP2	35.569	1:31.509	42.787	1:46.280	40.189	1:40.268	35.820	1:31.353	42.398	1:45.789	35.508	1:34.871	40.006	1:35.915
	FL	39.294	<b>2:10.803</b>	41.106	<b>2:27.385</b>	43.372	<b>2:23.640</b>	36.921	<b>2:08.274</b>	45.387	<b>2:31.176</b>	38.825	<b>2:13.696</b>	46.535	<b>2:22.450</b>
2	IP1	43.576	43.576	49.377	49.377	44.945	44.945	42.313	42.313	44.846	44.846	44.188	44.188	52.450	52.450
	IP2	<b>31.287</b>	<b>1:14.863</b>	41.758	1:31.135	34.512	1:19.457	29.994	1:12.307	34.339	1:19.185	31.425	1:15.613	38.181	1:30.631
	FL	<b>36.958</b>	<b>1:51.821</b>	38.341	<b>2:09.476</b>	38.598	<b>1:58.055</b>	34.982	<b>1:47.289</b>	39.987	<b>1:59.172</b>	<b>37.759</b>	<b>1:53.372</b>	56.128	<b>2:26.759</b>
3	IP1	43.806	43.806	40.899	40.899	42.040	42.040	39.847	39.847	43.819	43.819	<b>43.375</b>	<b>43.375</b>	44.138	44.138
	IP2	32.422	1:16.228	29.982	1:10.881	<b>30.377</b>	<b>1:12.417</b>	<b>28.544</b>	1:08.391	32.449	1:16.268	<b>31.331</b>	<b>1:14.706</b>	32.311	1:16.449
	FL	57.978	<b>2:14.206</b>	<b>35.085</b>	<b>1:45.966</b>	<b>36.429</b>	<b>1:48.846</b>	48.515	<b>1:56.906</b>	37.216	<b>1:53.484</b>	38.202	<b>1:52.908</b>	38.289	<b>1:54.738</b>
4	IP1	<b>42.118</b>	<b>42.118</b>	41.152	41.152	<b>41.963</b>	<b>41.963</b>	39.801	39.801	43.232	43.232	43.548	43.548	<b>43.759</b>	<b>43.759</b>
	IP2	38.956	1:21.074	31.889	1:13.041	31.391	1:13.354	28.566	<b>1:08.367</b>	31.986	1:15.218	31.862	1:15.410	32.311	1:16.070
	FL	-----	-----	36.330	<b>1:49.371</b>	37.195	<b>1:50.549</b>	<b>34.305</b>	<b>1:42.672</b>	37.366	<b>1:52.584</b>	-----	-----	<b>38.139</b>	<b>1:54.208</b>
5	IP1	-----	-----	<b>40.596</b>	<b>40.596</b>	49.421	49.421	41.088	41.088	<b>43.049</b>	<b>43.049</b>	-----	-----	45.702	45.702
	IP2	-----	-----	<b>29.809</b>	<b>1:10.405</b>	37.664	1:27.085	28.940	1:10.028	<b>31.903</b>	<b>1:14.952</b>	-----	-----	41.536	1:27.238
	FL	-----	-----	36.196	<b>1:46.601</b>	-----	-----	45.554	<b>1:55.582</b>	<b>37.148</b>	<b>1:52.100</b>	-----	-----	43.685	<b>2:10.922</b>
6	IP1	-----	-----	48.128	48.128	-----	-----	<b>39.430</b>	<b>39.430</b>	48.811	48.811	-----	-----	43.941	43.941
	IP2	-----	-----	35.222	1:23.350	-----	-----	30.931	1:10.361	38.429	1:27.240	-----	-----	<b>32.043</b>	<b>1:15.984</b>
	FL	-----	-----	-----	-----	-----	-----	37.088	<b>1:47.449</b>	-----	-----	-----	-----	38.296	<b>1:54.280</b>
7	IP1	-----	-----	-----	-----	-----	-----	39.566	39.566	-----	-----	-----	-----	47.080	47.080
	IP2	-----	-----	-----	-----	-----	-----	39.966	1:19.532	-----	-----	-----	-----	43.527	1:30.607
	FL	-----	-----	-----	-----	-----	-----	-----	-----	-----	-----	-----	-----	-----	-----



V-LINE ORG.

**GT-CER**  
CAMPEONATO DE ESPAÑA RESISTENCIACIRCUITO DE  
**JEREZ**  
ÁNGEL NIETO

b12

11-12 noviembre 2023

## GT

### Entrenamientos Cronometrados 1

### 40 Mejores Vueltas

Dorsal	Piloto	Nat	Equipo	Maq.	Hora	Vuelta	Tiempo
140	Ivan PARERA	ESP	Monlau Motorsport	RENAULT	11:51:08	4	1:42.672
136	Michael KAPFINGER	POR	Racar Motorsport	PORSCHE	11:51:58	3	1:45.966
136	Michael KAPFINGER	POR	Racar Motorsport	PORSCHE	11:55:34	5	1:46.601
113	Joan VINYES*	ESP	Baporo Motorsport	PORSCHE	11:54:03	5	1:46.983
134	Carlos VIEIRA	POR	Veloso Motorsport	PORSCHE	11:53:27	6	1:47.201
134	Carlos VIEIRA	POR	Veloso Motorsport	PORSCHE	11:51:40	5	1:47.270
140	Ivan PARERA	ESP	Monlau Motorsport	RENAULT	11:47:28	2	1:47.289
133	Angel SANTOS	ESP	Escuderia Faraón	FERRARI	11:52:23	3	1:47.292
140	Ivan PARERA	ESP	Monlau Motorsport	RENAULT	11:54:51	6	1:47.449
130	Jaume FONT	ESP	Baporo Motorsport	PORSCHE	11:52:43	4	1:47.648
113	Joan VINYES*	ESP	Baporo Motorsport	PORSCHE	11:50:16	3	1:47.680
133	Angel SANTOS	ESP	Escuderia Faraón	FERRARI	11:54:10	4	1:47.813
134	Carlos VIEIRA	POR	Veloso Motorsport	PORSCHE	11:49:52	4	1:48.393
130	Jaume FONT	ESP	Baporo Motorsport	PORSCHE	11:54:32	5	1:48.604
139	Pedro M LOURINHO	ESP	Escuderia Faraón	PORSCHE	11:53:35	3	1:48.846
133	Angel SANTOS	ESP	Escuderia Faraón	FERRARI	11:50:35	2	1:48.938
117	Fernando GONZÁLEZ	ESP	Escuderia Faraón	PORSCHE	11:54:41	5	1:48.953
117	Fernando GONZÁLEZ	ESP	Escuderia Faraón	PORSCHE	11:52:52	4	1:49.199
136	Michael KAPFINGER	POR	Racar Motorsport	PORSCHE	11:53:47	4	1:49.371
101	Lionel AMROUCHE	FRA	Lionel Amrouche	VORTEX	11:53:22	5	1:49.489
101	Lionel AMROUCHE	FRA	Lionel Amrouche	VORTEX	11:51:33	4	1:49.628
104	Jorge M PEREIRA	POR	Veloso Motorsport	PORSCHE	11:53:39	6	1:50.026
139	Pedro M LOURINHO	ESP	Escuderia Faraón	PORSCHE	11:55:25	4	1:50.549
101	Lionel AMROUCHE	FRA	Lionel Amrouche	VORTEX	11:49:43	3	1:50.858
104	Jorge M PEREIRA	POR	Veloso Motorsport	PORSCHE	11:51:49	5	1:50.867
116	Patrick BAY	ESP	NM Racing Team	MERCEDE	11:51:27	4	1:51.794
135	Leandro MARTINS	POR	Racar Motorsport	PORSCHE	11:52:33	2	1:51.821
141	Victor M SENRA	ESP	Escuderia Faraón	PORSCHE	11:54:10	5	1:52.100
115	Manel LAO	ESP	NM Racing Team	MERCEDE	11:53:50	5	1:52.191
114	Henk VAN ZOEST*	ESP	Skualo Competición	PORSCHE	11:52:32	2	1:52.352
125	Jordi FUSET	ESP	Motor Club Sabadell	PORSCHE	11:48:08	3	1:52.535
141	Victor M SENRA	ESP	Escuderia Faraón	PORSCHE	11:52:18	4	1:52.584
104	Jorge M PEREIRA	POR	Veloso Motorsport	PORSCHE	11:49:58	4	1:52.640
125	Jordi FUSET	ESP	Motor Club Sabadell	PORSCHE	11:50:01	4	1:52.703
114	Henk VAN ZOEST*	ESP	Skualo Competición	PORSCHE	11:54:25	3	1:52.787
172	Nerea MARTI	ESP	Promotion Motorsport	BMW	11:52:24	3	1:52.908
104	Jorge M PEREIRA	POR	Veloso Motorsport	PORSCHE	11:55:32	7	1:53.140
115	Manel LAO	ESP	NM Racing Team	MERCEDE	11:51:58	4	1:53.194
172	Nerea MARTI	ESP	Promotion Motorsport	BMW	11:50:31	2	1:53.372
141	Victor M SENRA	ESP	Escuderia Faraón	PORSCHE	11:50:25	3	1:53.484





V-LINE ORG.

GT-CER  
CAMPEONATO DE ESPAÑA RESISTENCIACIRCUITO DE  
JEREZ  
ÁNGEL NIETO

11-12 noviembre 2023

b13

## GT

### Entrenamientos Cronometrados 1

### Top Cinco Vueltas

Piloto	Nat	Equipo	Top Five Laps				
140 Ivan PARERA	ESP	Monlau Motorsport	1:42.672	1:47.289	1:47.449	1:55.582	1:56.906
136 Michael KAPFINGER	POR	Racar Motorsport	1:45.966	1:46.601	1:49.371	2:09.476	2:27.385
113 Joan VINYES*	ESP	Baporo Motorsport	1:46.983	1:47.680	1:59.090	1:59.487	2:09.934
134 Carlos VIEIRA	POR	Veloso Motorsport	1:47.201	1:47.270	1:48.393	1:58.050	2:01.383
133 Angel SANTOS	ESP	Escuderia Faraón	1:47.292	1:47.813	1:48.938	2:29.169	PIT EXIT
130 Jaume FONT	ESP	Baporo Motorsport	1:47.648	1:48.604	1:59.802	2:12.239	2:33.916
139 Pedro M LOURINHO	ESP	Escuderia Faraón	1:48.846	1:50.549	1:58.055	2:23.640	PIT EXIT
117 Fernando GONZÁLEZ	ESP	Escuderia Faraón	1:48.953	1:49.199	1:56.448	2:01.416	2:20.232
101 Lionel AMROUCHE	FRA	Lionel Amrouche	1:49.489	1:49.628	1:50.858	1:56.069	1:58.154
104 Jorge M PEREIRA	POR	Veloso Motorsport	1:50.026	1:50.867	1:52.640	1:53.140	1:57.040
116 Patrick BAY	ESP	NM Racing Team	1:51.794	1:53.548	1:56.009	2:06.185	2:47.908
135 Leandro MARTINS	POR	Racar Motorsport	1:51.821	2:10.803	2:14.206	PIT EXIT	
141 Victor M SENRA	ESP	Escuderia Faraón	1:52.100	1:52.584	1:53.484	1:59.172	2:31.176
115 Manel LAO	ESP	NM Racing Team	1:52.191	1:53.194	1:53.830	2:08.433	2:22.741
114 Henk VAN ZOEST*	ESP	Skualo Competición	1:52.352	1:52.787	2:22.714	PIT EXIT	
125 Jordi FUSET	ESP	Motor Club Sabadell	1:52.535	1:52.703	2:14.213	2:30.261	PIT EXIT
172 Nerea MARTI	ESP	Promotion Motorsport	1:52.908	1:53.372	2:13.696	PIT EXIT	
181 Francesc GUTIÉRREZ	ESP	Jan G. Schidlof Marek	1:54.208	1:54.280	1:54.738	2:10.922	2:22.450
102 Gilles COURTOIS	FRA	Philippe Gruau	1:54.352	1:56.147	1:59.699	2:06.513	2:22.146
121 Jean-Roch PIAT*	POR	Veloso Motorsport	1:55.355	1:56.037	2:05.826	2:21.175	PIT EXIT
126 Vicente DASI	ESP	Pcr Sport	1:55.473	2:07.265	2:17.384	2:18.479	3:08.138





Jerez - 4428 m

V-LINE ORG.

**GT-CER**  
CAMPEONATO DE ESPAÑA RESISTENCIACIRCUITO DE  
**JEREZ**  
ÁNGEL NIETO

11-12 noviembre 2023

b14

## GT

### Entrenamientos Cronometrados 1

### 40 Mejores Velocidades Máximas

Dorsal	Piloto	Nat	Equipo	Maq.	Hora	Vuelta	Vmax
140	Ivan PARERA	ESP	Monlau Motorsport	RENAULT	11:51:49	4	226,8
140	Ivan PARERA	ESP	Monlau Motorsport	RENAULT	11:50:05	3	225,8
140	Ivan PARERA	ESP	Monlau Motorsport	RENAULT	11:48:08	2	225,8
140	Ivan PARERA	ESP	Monlau Motorsport	RENAULT	11:53:43	5	225,6
140	Ivan PARERA	ESP	Monlau Motorsport	RENAULT	11:46:23	1	224,6
136	Michael KAPFINGER	POR	Racar Motorsport	PORSCHE	11:52:39	3	224,5
133	Angel SANTOS	ESP	Escuderia Faraón	FERRARI	11:53:04	3	224,5
134	Carlos VIEIRA	POR	Veloso Motorsport	PORSCHE	11:50:34	4	224,4
133	Angel SANTOS	ESP	Escuderia Faraón	FERRARI	11:51:16	2	224,3
134	Carlos VIEIRA	POR	Veloso Motorsport	PORSCHE	11:48:46	3	224,2
134	Carlos VIEIRA	POR	Veloso Motorsport	PORSCHE	11:54:08	6	223,9
134	Carlos VIEIRA	POR	Veloso Motorsport	PORSCHE	11:52:21	5	223,8
133	Angel SANTOS	ESP	Escuderia Faraón	FERRARI	11:54:52	4	223,7
136	Michael KAPFINGER	POR	Racar Motorsport	PORSCHE	11:50:53	2	223,3
113	Joan VINYES*	ESP	Baporo Motorsport	PORSCHE	11:52:57	4	223,2
136	Michael KAPFINGER	POR	Racar Motorsport	PORSCHE	11:54:28	4	223,1
113	Joan VINYES*	ESP	Baporo Motorsport	PORSCHE	11:54:44	5	223,0
130	Jaume FONT	ESP	Baporo Motorsport	PORSCHE	11:53:24	4	222,6
113	Joan VINYES*	ESP	Baporo Motorsport	PORSCHE	11:49:10	2	222,5
135	Leandro MARTINS	POR	Racar Motorsport	PORSCHE	11:55:29	3	222,3
104	Jorge M PEREIRA	POR	Veloso Motorsport	PORSCHE	11:52:31	5	222,1
130	Jaume FONT	ESP	Baporo Motorsport	PORSCHE	11:55:13	5	222,1
130	Jaume FONT	ESP	Baporo Motorsport	PORSCHE	11:51:37	3	222,0
135	Leandro MARTINS	POR	Racar Motorsport	PORSCHE	11:51:24	1	221,4
117	Fernando GONZÁLEZ	ESP	Escuderia Faraón	PORSCHE	11:53:34	4	220,8
130	Jaume FONT	ESP	Baporo Motorsport	PORSCHE	11:49:37	2	220,7
104	Jorge M PEREIRA	POR	Veloso Motorsport	PORSCHE	11:50:40	4	220,6
104	Jorge M PEREIRA	POR	Veloso Motorsport	PORSCHE	11:54:21	6	220,6
104	Jorge M PEREIRA	POR	Veloso Motorsport	PORSCHE	11:56:16	7	220,3
139	Pedro M LOURINHO	ESP	Escuderia Faraón	PORSCHE	11:52:28	2	220,3
139	Pedro M LOURINHO	ESP	Escuderia Faraón	PORSCHE	11:54:16	3	220,1
117	Fernando GONZÁLEZ	ESP	Escuderia Faraón	PORSCHE	11:51:45	3	219,7
104	Jorge M PEREIRA	POR	Veloso Motorsport	PORSCHE	11:48:49	3	218,9
117	Fernando GONZÁLEZ	ESP	Escuderia Faraón	PORSCHE	11:47:50	1	218,6
133	Angel SANTOS	ESP	Escuderia Faraón	FERRARI	11:49:28	1	218,2
139	Pedro M LOURINHO	ESP	Escuderia Faraón	PORSCHE	11:50:33	1	217,7
114	Henk VAN ZOEST*	ESP	Skualo Competición	PORSCHE	11:51:23	1	217,7
141	Victor M SENRA	ESP	Escuderia Faraón	PORSCHE	11:53:01	4	217,2
141	Victor M SENRA	ESP	Escuderia Faraón	PORSCHE	11:51:08	3	217,1
114	Henk VAN ZOEST*	ESP	Skualo Competición	PORSCHE	11:53:15	2	217,0



V-LINE ORG.

GT-CER  
CAMPEONATO DE ESPAÑA RESISTENCIACIRCUITO DE  
JEREZ  
ÁNGEL NIETO

11-12 noviembre 2023

b15

## GT

### Entrenamientos Cronometrados 1

### Top Cinco Velocidades Máximas

Piloto	Nat	Equipo	Top Five Vmax				
140 Ivan PARERA	ESP	Monlau Motorsport	226,8	225,8	225,8	225,6	224,6
133 Angel SANTOS	ESP	Escuderia Faraón	224,5	224,3	223,7	218,2	143,5
136 Michael KAPFINGER	POR	Racar Motorsport	224,5	223,3	223,1	173,2	145,3
134 Carlos VIEIRA	POR	Veloso Motorsport	224,4	224,2	223,9	223,8	175,8
113 Joan VINYES*	ESP	Baporo Motorsport	223,2	223,0	222,5	168,1	155,9
130 Jaume FONT	ESP	Baporo Motorsport	222,6	222,1	222,0	220,7	133,9
135 Leandro MARTINS	POR	Racar Motorsport	222,3	221,4	200,8	198,1	
104 Jorge M PEREIRA	POR	Veloso Motorsport	222,1	220,6	220,6	220,3	218,9
117 Fernando GONZÁLEZ	ESP	Escuderia Faraón	220,8	219,7	218,6	216,6	151,5
139 Pedro M LOURINHO	ESP	Escuderia Faraón	220,3	220,1	217,7	203,5	144,2
114 Henk VAN ZOEST*	ESP	Skualo Competición	217,7	217,0	213,7	113,1	
141 Víctor M SENRA	ESP	Escuderia Faraón	217,2	217,1	213,5	213,2	211,4
121 Jean-Roch PIAT*	POR	Veloso Motorsport	216,4	214,7	210,4	178,8	172,7
101 Lionel AMROUCHE	FRA	Lionel Amrouche	214,4	214,1	213,3	211,5	205,9
102 Gilles COURTOIS	FRA	Philippe Gruau	212,8	210,4	210,4	207,3	203,8
125 Jordi FUSET	ESP	Motor Club Sabadell	205,9	204,6	181,9	0,0	0,0
115 Manel LAO	ESP	NM Racing Team	205,2	204,2	204,1	202,2	168,2
116 Patrick BAY	ESP	NM Racing Team	204,7	204,6	203,9	200,8	168,3
126 Vicente DASÍ	ESP	Pcr Sport	204,6	204,2	202,4	196,0	161,2
172 Nerea MARTI	ESP	Promotion Motorsport	201,6	201,2	201,2	159,4	
181 Francesc GUTIÉRREZ	ESP	Jan G. Schidlof Marek	197,8	197,6	196,7	139,8	116,9