

V-LINE DRG.

GT-CER
CAMPEONATO DE ESPAÑA RESISTENCIACIRCUITO DE
JEREZ
ÁNGEL NIETO

11-12 noviembre 2023

b16

GT
Entrenamientos Cronometrados 2
Resultados

CONDICIONES ATMOSFERICAS: Soleado

ESTADO DE LA PISTA: Seca

Ord. #	Piloto	Licencia	Club	Marca	NV	VR	Tiempo	Gap	Intv	VMax	
1	135 c*		Dieter SVEPES	POR	Racar Motorsport	PORSCHE	8 8	1:45.814	----	----	224,0
2	113 c*		Joan VINYES*	ESP	Baporo Motorsport	PORSCHE	7 7	1:46.615	0.801	0.801	223,2
3	117 c*		Pablo BRAS	ESP	Escudería Faraón	PORSCHE	6 6	1:46.798	0.984	0.183	221,0
4	140 x*		Jurgen SMET	ESP	Monlau Motorsport	RENAULT	3 3	1:47.338	1.524	0.540	225,2
5	134 c*		Patrick CUNHA	POR	Veloso Motorsport	PORSCHE	7 6	1:48.298	2.484	0.960	225,3
6	133 x*		Alvaro FONTES	ESP	Escudería Faraón	FERRARI	5 5	1:49.488	3.674	1.190	224,3
7	104 c*		Pedro A PEREIRA	POR	Veloso Motorsport	PORSCHE	7 7	1:49.956	4.142	0.468	223,9
8	130 c*		Daniel DIAZ	ESP	Baporo Motorsport	PORSCHE	2 2	1:50.612	4.798	0.656	217,7
9	101 xf*		Solenn AMROUCHE	FRA	Lionel Amrouche	VORTEX	8 8	1:50.880	5.066	0.268	213,2
10	102 xf*		Philippe GRUAU	FRA	Philippe Gruau	VORTEX	6 2	1:51.760	5.946	0.880	212,6
11	115 r*		Jan DURAN	ESP	NM Racing Team	MERCEDES	3 3	1:51.918	6.104	0.158	204,6
12	116 r*		Guillermo ASO	ESP	NM Racing Team	MERCEDES	3 3	1:52.194	6.380	0.276	205,3
13	172 r*		Jose M DE LOS MILAGROS	ESP	Promotion Motorsport	BMW	7 7	1:53.392	7.578	1.198	202,2
14	114 c*		Henk VAN ZOEST*	ESP	Skualo Competición	PORSCHE	3 2	1:53.512	7.698	0.120	215,2
15	136 c*		Manuel CHINCHILLA	POR	Racar Motorsport	PORSCHE	7 6	1:54.788	8.974	1.276	217,5
16	181 rf*		Jan G SHIDLOF	ESP	Jan G. Schidlof Marek	MCLAREN	8 6	1:55.106	9.292	0.318	200,0
17	121 c*ff		Jean-Roch PIAT*	POR	Veloso Motorsport	PORSCHE	6 4	1:55.984	10.170	0.878	215,2
18	125 r*		Lorenzo MENDIETA	ESP	Motor Club Sabadell	PORSCHE	7 2	1:56.043	10.229	0.059	206,4
19	126 rf*		Josep PARERA	ESP	Pcr Sport	MERCEDES	7 6	1:56.671	10.857	0.628	201,6
20	141 c*		Alberto OTERO	ESP	Escudería Faraón	PORSCHE	4 2	1:56.957	11.143	0.286	215,4
21	139 c*		Pedro M SILVERO	ESP	Escudería Faraón	PORSCHE	3 3	2:03.436	17.622	6.479	211,0

Circuito de Jerez, 11 DE NOVIEMBRE DE 2023

LOS COMISARIOS DEPORTIVOS	EL DIRECTOR DE CARRERA	EL JEFE DE CRONOMETRAJE
Hora:	Hora:	RESULTADOS PUBLICADOS A LAS 12:18 HORAS



V-LINE ORG.



GT-CER
CAMPEONATO DE ESPAÑA RESISTENCIA

CIRCUITO DE
JEREZ
ÁNGEL NIETO

b17

11-12 noviembre 2023

GT Entrenamientos Cronometrados 2 Vuelta a Vuelta

Vuelta	101	102	104	113	114	115	116	117	121	125	126	130
1	1:59.669	1:56.303	2:26.636	2:15.989	2:10.939	1:58.999	2:00.386	2:02.868	2:12.921	2:05.518	2:20.148	2:07.589
2	1:52.099	1:51.760*	2:12.444	2:02.986	1:53.512*	1:52.545	1:52.931	1:48.716	1:58.161	1:56.043*	2:05.494	1:50.612*
3	1:51.158	1:52.766	1:51.556	2:01.064	1:54.042	1:51.918*	1:52.194*	1:47.149	1:58.231	1:57.785	1:59.037	
4	1:51.908	PIT EXIT	1:50.686	1:47.289				2:01.554	1:55.984*	1:56.652	1:57.563	
5	1:52.074	1:54.845	1:51.177	1:48.526				1:47.258	1:58.051	2:00.720	1:57.568	
6	1:51.159	1:51.902	1:50.123	1:56.081				1:46.798*	1:58.025	2:09.863	1:56.671*	
7	1:50.938		1:49.956*	1:46.615*						1:56.503	1:58.117	
8	1:50.880*											

Vuelta	133	134	135	136	139	140	141	172	181			
1	1:57.735	2:17.856	2:05.617	2:17.157	2:19.378	1:57.411	2:15.629	2:10.706	2:14.010			
2	1:50.163	2:01.016	2:10.668	1:57.846	2:03.657	1:47.394	1:56.957*	1:54.939	1:58.068			
3	1:50.329	1:49.007	1:46.794	1:55.710	2:03.436*	1:47.338*	2:01.687	1:54.206	1:56.010			
4	1:49.511	1:49.223	1:46.755	1:55.374			PIT EXIT	PIT EXIT	1:55.219			
5	1:49.488*	1:52.260	1:47.881	1:56.899				PIT EXIT	1:55.470			
6		1:48.298*	1:46.090	1:54.788*				2:02.018	1:55.106*			
7		1:48.326	1:46.977	1:55.581				1:53.392*	1:55.154			
8			1:45.814*						1:55.474			



V-LINE ORG.



GT-CER
CAMPEONATO DE ESPAÑA RESISTENCIA

CIRCUITO DE
JEREZ
ÁNGEL NIETO

1
b18

11-12 noviembre 2023

GT Entrenamientos Cronometrados 2 Análisis

Número	101		102		104		113		114		115		116		
	Vta	Sector	Vuelta	Sector	Vuelta	Sector	Vuelta	Sector	Vuelta	Sector	Vuelta	Sector	Vuelta		
1	IP1	49.196	49.196	46.857	46.857	58.817	58.817	56.112	56.112	47.208	47.208	49.643	49.643	49.720	49.720
	IP2	32.508	1:21.704	32.011	1:18.868	39.491	1:38.308	37.608	1:33.720	36.273	1:23.481	31.685	1:21.328	32.322	1:22.042
	FL	37.965	1:59.669	37.435	1:56.303	48.328	2:26.636	42.269	2:15.989	47.458	2:10.939	37.671	1:58.999	38.344	2:00.386
2	IP1	42.698	42.698	42.855	42.855	53.965	53.965	45.603	45.603	43.304	43.304	43.650	43.650	43.358	43.358
	IP2	31.819	1:14.517	31.400	1:14.255	39.324	1:33.289	33.376	1:18.979	32.095	1:15.399	31.312	1:14.962	31.483	1:14.841
	FL	37.582	1:52.099	37.505	1:51.760	39.155	2:12.444	44.007	2:02.986	38.113	1:53.512	37.583	1:52.545	38.090	1:52.931
3	IP1	42.794	42.794	43.269	43.269	42.738	42.738	42.343	42.343	43.334	43.334	42.804	42.804	43.035	43.035
	IP2	31.539	1:14.333	32.089	1:15.358	31.692	1:14.430	31.416	1:13.759	31.923	1:15.257	31.650	1:14.454	31.176	1:14.211
	FL	36.825	1:51.158	37.408	1:52.766	37.126	1:51.556	47.305	2:01.064	38.785	1:54.042	37.464	1:51.918	37.983	1:52.194
4	IP1	42.069	42.069	42.764	42.764	42.567	42.567	41.192	41.192	43.768	43.768	43.248	43.248	44.937	44.937
	IP2	32.448	1:14.517	34.242	1:17.006	31.494	1:14.061	30.279	1:11.471	35.486	1:19.254	31.600	1:14.848	33.011	1:17.948
	FL	37.391	1:51.908	1:41.94	PIT EXIT	36.625	1:50.686	35.818	1:47.289	-----	-----	-----	-----	-----	-----
5	IP1	42.970	42.970	45.598	45.598	42.310	42.310	40.990	40.990						
	IP2	31.608	1:14.578	31.616	1:17.214	31.184	1:13.494	30.111	1:11.101						
	FL	37.496	1:52.074	37.631	1:54.845	37.683	1:51.177	37.425	1:48.526						
6	IP1	42.677	42.677	42.877	42.877	42.107	42.107	43.572	43.572						
	IP2	31.624	1:14.301	31.543	1:14.420	31.410	1:13.517	34.726	1:18.298						
	FL	36.858	1:51.159	37.482	1:51.902	36.606	1:50.123	37.783	1:56.081						
7	IP1	42.294	42.294	49.195	49.195	42.174	42.174	40.973	40.973						
	IP2	31.466	1:13.760	36.832	1:26.027	31.123	1:13.297	30.062	1:11.035						
	FL	37.178	1:50.938	-----	-----	36.659	1:49.956	35.580	1:46.615						
8	IP1	42.491	42.491												
	IP2	31.493	1:13.984												
	FL	36.896	1:50.880												



V-LINE DRG.



GT-CER
CAMPEONATO DE ESPAÑA RESISTENCIA

CIRCUITO DE
JEREZ
ÁNGEL NIETO

2
b18

11-12 noviembre 2023

GT Entrenamientos Cronometrados 2 Análisis

Número	117		121		125		126		130		133		134		
	Vta	Sector	Vuelta	Sector	Vuelta	Sector	Vuelta	Sector	Vuelta	Sector	Vuelta	Sector	Vuelta		
1	IP1	46.693	46.693	49.978	49.978	47.907	47.907	58.924	58.924	54.330	54.330	48.417	48.417	59.230	59.230
	IP2	35.704	1:22.397	38.726	1:28.704	37.012	1:24.919	38.103	1:37.027	34.387	1:28.717	31.755	1:20.172	37.824	1:37.054
	FL	40.471	2:02.868	44.217	2:12.921	40.599	2:05.518	43.121	2:20.148	38.872	2:07.589	37.563	1:57.735	40.802	2:17.856
2	IP1	41.632	41.632	46.387	46.387	44.818	44.818	48.990	48.990	42.872	42.872	42.290	42.290	46.693	46.693
	IP2	30.970	1:12.602	33.049	1:19.436	32.367	1:17.185	36.308	1:25.298	31.351	1:14.223	31.118	1:13.408	36.177	1:22.870
	FL	36.114	1:48.716	38.725	1:58.161	38.858	1:56.043	40.196	2:05.494	36.389	1:50.612	36.755	1:50.163	38.146	2:01.016
3	IP1	41.287	41.287	45.818	45.818	45.401	45.401	46.400	46.400			41.854	41.854	41.753	41.753
	IP2	30.104	1:11.391	33.313	1:19.131	33.069	1:18.470	33.677	1:20.077			31.215	1:13.069	30.985	1:12.738
	FL	35.758	1:47.149	39.100	1:58.231	39.315	1:57.785	38.960	1:59.037		-----	37.260	1:50.329	36.269	1:49.007
4	IP1	42.808	42.808	44.722	44.722	44.346	44.346	45.794	45.794			41.929	41.929	41.764	41.764
	IP2	40.645	1:23.453	32.800	1:17.522	32.949	1:17.295	33.239	1:19.033			31.022	1:12.951	31.228	1:12.992
	FL	38.101	2:01.554	38.462	1:55.984	39.357	1:56.652	38.530	1:57.563			36.560	1:49.511	36.231	1:49.223
5	IP1	41.072	41.072	44.424	44.424	44.684	44.684	45.038	45.038			41.831	41.831	43.124	43.124
	IP2	30.053	1:11.125	32.968	1:17.392	34.343	1:19.027	33.447	1:18.485			30.926	1:12.757	31.420	1:14.544
	FL	36.133	1:47.258	40.659	1:58.051	41.693	2:00.720	39.083	1:57.568			36.731	1:49.488	37.716	1:52.260
6	IP1	41.013	41.013	45.045	45.045	46.880	46.880	45.025	45.025			56.013	56.013	41.330	41.330
	IP2	30.198	1:11.211	34.019	1:19.064	40.033	1:26.913	33.029	1:18.054			41.524	1:37.537	30.537	1:11.867
	FL	35.587	1:46.798	38.961	1:58.025	42.950	2:09.863	38.617	1:56.671			-----	-----	36.431	1:48.298
7	IP1			44.547	44.547	44.455	44.455	45.096	45.096					41.729	41.729
	IP2			33.113	1:17.660	33.088	1:17.543	34.021	1:19.117					30.637	1:12.366
	FL		-----		-----	38.960	1:56.503	39.000	1:58.117					35.960	1:48.326
8	IP1					50.001	50.001								
	IP2					37.938	1:27.939								
	FL						-----								-----



V-LINE DRG.



GT-CER
CAMPEONATO DE ESPAÑA RESISTENCIA

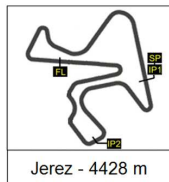
CIRCUITO DE
JEREZ
ÁNGEL NIETO

3
b18

11-12 noviembre 2023

GT Entrenamientos Cronometrados 2 Análisis

Número	135		136		139		140		141		172		181		
	Vta	Sector	Vuelta	Sector	Vuelta	Sector	Vuelta	Sector	Vuelta	Sector	Vuelta	Sector	Vuelta		
1	IP1	53.285	53.285	59.481	59.481	1:00.26	1:00.260	48.179	48.179	51.807	51.807	51.395	51.395	58.803	58.803
	IP2	34.001	1:27.286	36.378	1:35.859	37.139	1:37.399	31.593	1:19.772	39.239	1:31.046	35.555	1:26.950	34.844	1:33.647
	FL	38.331	2:05.617	41.298	2:17.157	41.979	2:19.378	37.639	1:57.411	44.583	2:15.629	43.756	2:10.706	40.363	2:14.010
2	IP1	44.269	44.269	45.693	45.693	47.514	47.514	41.153	41.153	44.762	44.762	44.077	44.077	45.522	45.522
	IP2	38.633	1:22.902	33.204	1:18.897	35.490	1:23.004	29.869	1:11.022	33.994	1:18.756	32.199	1:16.276	33.153	1:18.675
	FL	47.766	2:10.668	38.949	1:57.846	40.653	2:03.657	36.372	1:47.394	38.201	1:56.957	38.663	1:54.939	39.393	1:58.068
3	IP1	41.139	41.139	44.492	44.492	47.309	47.309	41.097	41.097	43.862	43.862	43.737	43.737	44.957	44.957
	IP2	30.146	1:11.285	32.564	1:17.056	35.607	1:22.916	29.722	1:10.819	36.229	1:20.091	32.084	1:15.821	32.470	1:17.427
	FL	35.509	1:46.794	38.654	1:55.710	40.520	2:03.436	36.519	1:47.338	41.596	2:01.687	38.385	1:54.206	38.583	1:56.010
4	IP1	40.958	40.958	43.946	43.946	59.047	59.047	52.556	52.556	44.657	44.657	43.720	43.720	44.372	44.372
	IP2	30.210	1:11.168	33.073	1:17.019	41.133	1:40.180	34.434	1:26.990	38.312	1:22.969	32.156	1:15.876	32.584	1:16.956
	FL	35.587	1:46.755	38.355	1:55.374		-----		-----	4:52.63	PIT EXIT	2:27.75	PIT EXIT	38.263	1:55.219
5	IP1	40.617	40.617	45.106	45.106					49.279	49.279	52.301	52.301	44.423	44.423
	IP2	30.033	1:10.650	33.320	1:18.426					34.450	1:23.729	37.853	1:30.154	32.559	1:16.982
	FL	37.231	1:47.881	38.473	1:56.899						-----	55.785	PIT EXIT	38.488	1:55.470
6	IP1	40.628	40.628	43.955	43.955							48.822	48.822	44.486	44.486
	IP2	30.122	1:10.750	32.931	1:16.886							33.426	1:22.248	32.245	1:16.731
	FL	35.340	1:46.090	37.902	1:54.788							39.770	2:02.018	38.375	1:55.106
7	IP1	40.821	40.821	44.297	44.297							43.669	43.669	44.378	44.378
	IP2	30.010	1:10.831	32.631	1:16.928							31.913	1:15.582	32.327	1:16.705
	FL	36.146	1:46.977	38.653	1:55.581							37.810	1:53.392	38.449	1:55.154
8	IP1	40.531	40.531											44.587	44.587
	IP2	29.856	1:10.387											32.238	1:16.825
	FL	35.427	1:45.814		-----									38.649	1:55.474



V-LINE ORG.

**GT-CER**
CAMPEONATO DE ESPAÑA RESISTENCIACIRCUITO DE
JEREZ
ÁNGEL NIETO

b19

11-12 noviembre 2023

GT

Entrenamientos Cronometrados 2

40 Mejores Vueltas

Dorsal	Piloto	Nat	Equipo	Maq.	Hora	Vuelta	Tiempo
135	Dieter SVEPES	POR	Racar Motorsport	PORSCHE	12:16:45	8	1:45.814
135	Dieter SVEPES	POR	Racar Motorsport	PORSCHE	12:13:12	6	1:46.090
113	Joan VINYES*	ESP	Baporo Motorsport	PORSCHE	12:15:45	7	1:46.615
135	Dieter SVEPES	POR	Racar Motorsport	PORSCHE	12:09:38	4	1:46.755
135	Dieter SVEPES	POR	Racar Motorsport	PORSCHE	12:07:51	3	1:46.794
117	Pablo BRAS	ESP	Escuderia Faraón	PORSCHE	12:16:010	6	1:46.798
135	Dieter SVEPES	POR	Racar Motorsport	PORSCHE	12:14:59	7	1:46.977
117	Pablo BRAS	ESP	Escuderia Faraón	PORSCHE	12:10:34	3	1:47.149
117	Pablo BRAS	ESP	Escuderia Faraón	PORSCHE	12:14:23	5	1:47.258
113	Joan VINYES*	ESP	Baporo Motorsport	PORSCHE	12:10:14	4	1:47.289
140	Jurgen SMET	ESP	Monlau Motorsport	RENAULT	12:07:31	3	1:47.338
140	Jurgen SMET	ESP	Monlau Motorsport	RENAULT	12:05:44	2	1:47.394
135	Dieter SVEPES	POR	Racar Motorsport	PORSCHE	12:11:26	5	1:47.881
134	Patrick CUNHA	POR	Veloso Motorsport	PORSCHE	12:14:05	6	1:48.298
134	Patrick CUNHA	POR	Veloso Motorsport	PORSCHE	12:15:53	7	1:48.326
113	Joan VINYES*	ESP	Baporo Motorsport	PORSCHE	12:12:03	5	1:48.526
117	Pablo BRAS	ESP	Escuderia Faraón	PORSCHE	12:08:47	2	1:48.716
134	Patrick CUNHA	POR	Veloso Motorsport	PORSCHE	12:08:35	3	1:49.007
134	Patrick CUNHA	POR	Veloso Motorsport	PORSCHE	12:10:24	4	1:49.223
133	Alvaro FONTES	ESP	Escuderia Faraón	FERRARI	12:10:20	5	1:49.488
133	Alvaro FONTES	ESP	Escuderia Faraón	FERRARI	12:08:30	4	1:49.511
104	Pedro A PEREIRA	POR	Veloso Motorsport	PORSCHE	12:15:42	7	1:49.956
104	Pedro A PEREIRA	POR	Veloso Motorsport	PORSCHE	12:13:52	6	1:50.123
133	Alvaro FONTES	ESP	Escuderia Faraón	FERRARI	12:04:50	2	1:50.163
133	Alvaro FONTES	ESP	Escuderia Faraón	FERRARI	12:06:41	3	1:50.329
130	Daniel DIAZ	ESP	Baporo Motorsport	PORSCHE	12:16:41	2	1:50.612
104	Pedro A PEREIRA	POR	Veloso Motorsport	PORSCHE	12:10:010	4	1:50.686
101	Solenn AMROUCHE	FRA	Lionel Amrouche	VORTEX	12:15:31	8	1:50.880
101	Solenn AMROUCHE	FRA	Lionel Amrouche	VORTEX	12:13:40	7	1:50.938
101	Solenn AMROUCHE	FRA	Lionel Amrouche	VORTEX	12:06:14	3	1:51.158
101	Solenn AMROUCHE	FRA	Lionel Amrouche	VORTEX	12:11:49	6	1:51.159
104	Pedro A PEREIRA	POR	Veloso Motorsport	PORSCHE	12:12:02	5	1:51.177
104	Pedro A PEREIRA	POR	Veloso Motorsport	PORSCHE	12:08:20	3	1:51.556
102	Philippe GRUAU	FRA	Philippe Gruau	VORTEX	12:04:16	2	1:51.760
102	Philippe GRUAU	FRA	Philippe Gruau	VORTEX	12:12:54	6	1:51.902
101	Solenn AMROUCHE	FRA	Lionel Amrouche	VORTEX	12:08:06	4	1:51.908
115	Jan DURAN	ESP	NM Racing Team	MERCEDE	12:08:22	3	1:51.918
101	Solenn AMROUCHE	FRA	Lionel Amrouche	VORTEX	12:09:58	5	1:52.074
101	Solenn AMROUCHE	FRA	Lionel Amrouche	VORTEX	12:04:23	2	1:52.099
116	Guillermo ASO	ESP	NM Racing Team	MERCEDE	12:07:21	3	1:52.194



V-LINE ORG.

**GT-CER**
CAMPEONATO DE ESPAÑA RESISTENCIA**CIRCUITO DE JEREZ**
ÁNGEL NIETO

11-12 noviembre 2023

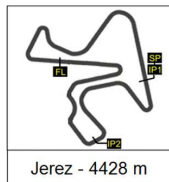
b20

GT

Entrenamientos Cronometrados 2

Top Cinco Vueltas

Piloto	Nat	Equipo	Top Five Laps				
135 Dieter SVEPES	POR	Racar Motorsport	1:45.814	1:46.090	1:46.755	1:46.794	1:46.977
113 Joan VINYES*	ESP	Baporo Motorsport	1:46.615	1:47.289	1:48.526	1:56.081	2:01.064
117 Pablo BRAS	ESP	Escuderia Faraón	1:46.798	1:47.149	1:47.258	1:48.716	2:01.554
140 Jurgen SMET	ESP	Monlau Motorsport	1:47.338	1:47.394	1:57.411	PIT EXIT	
134 Patrick CUNHA	POR	Veloso Motorsport	1:48.298	1:48.326	1:49.007	1:49.223	1:52.260
133 Alvaro FONTES	ESP	Escuderia Faraón	1:49.488	1:49.511	1:50.163	1:50.329	1:57.735
104 Pedro A PEREIRA	POR	Veloso Motorsport	1:49.956	1:50.123	1:50.686	1:51.177	1:51.556
130 Daniel DIAZ	ESP	Baporo Motorsport	1:50.612	2:07.589	PIT EXIT		
101 Solenn AMROUCHE	FRA	Lionel Amrouche	1:50.880	1:50.938	1:51.158	1:51.159	1:51.908
102 Philippe GRUAU	FRA	Philippe Gruau	1:51.760	1:51.902	1:52.766	1:54.845	1:56.303
115 Jan DURAN	ESP	NM Racing Team	1:51.918	1:52.545	1:58.999	PIT EXIT	
116 Guillermo ASO	ESP	NM Racing Team	1:52.194	1:52.931	2:00.386	PIT EXIT	
172 Jose M DE LOS MILAGR	ESP	Promotion Motorsport	1:53.392	1:54.206	1:54.939	2:02.018	2:10.706
114 Henk VAN ZOEST*	ESP	Skualo Competición	1:53.512	1:54.042	2:10.939	PIT EXIT	
136 Manuel CHINCHILLA	POR	Racar Motorsport	1:54.788	1:55.374	1:55.581	1:55.710	1:56.899
181 Jan G SHIDLOF	ESP	Jan G. Schidlof Marek	1:55.106	1:55.154	1:55.219	1:55.470	1:55.474
121 Jean-Roch PIAT*	POR	Veloso Motorsport	1:55.984	1:58.025	1:58.051	1:58.161	1:58.231
125 Lorenzo MENDIETA	ESP	Motor Club Sabadell	1:56.043	1:56.503	1:56.652	1:57.785	2:00.720
126 Josep PARERA	ESP	Pcr Sport	1:56.671	1:57.563	1:57.568	1:58.117	1:59.037
141 Alberto OTERO	ESP	Escuderia Faraón	1:56.957	2:01.687	2:15.629	PIT EXIT	PIT EXIT
139 Pedro M SILVERO	ESP	Escuderia Faraón	2:03.436	2:03.657	2:19.378	PIT EXIT	



V-LINE ORG.

**GT-CER**
CAMPEONATO DE ESPAÑA RESISTENCIACIRCUITO DE
JEREZ
ÁNGEL NIETO

b21

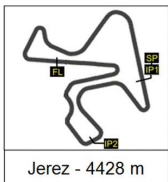
11-12 noviembre 2023

GT

Entrenamientos Cronometrados 2

40 Mejores Velocidades Máximas

Dorsal	Piloto	Nat	Equipo	Maq.	Hora	Vuelta	Vmax
134	Patrick CUNHA	POR	Veloso Motorsport	PORSCHE	12:14:47	6	225,3
140	Jurgen SMET	ESP	Monlau Motorsport	RENAULT	12:06:25	2	225,2
140	Jurgen SMET	ESP	Monlau Motorsport	RENAULT	12:04:38	1	224,7
134	Patrick CUNHA	POR	Veloso Motorsport	PORSCHE	12:07:28	2	224,6
133	Alvaro FONTES	ESP	Escuderia Faraón	FERRARI	12:05:32	2	224,3
134	Patrick CUNHA	POR	Veloso Motorsport	PORSCHE	12:12:58	5	224,1
135	Dieter SVEPES	POR	Racar Motorsport	PORSCHE	12:15:39	7	224,0
104	Pedro A PEREIRA	POR	Veloso Motorsport	PORSCHE	12:10:53	4	223,9
133	Alvaro FONTES	ESP	Escuderia Faraón	FERRARI	12:03:43	1	223,8
133	Alvaro FONTES	ESP	Escuderia Faraón	FERRARI	12:09:12	4	223,8
135	Dieter SVEPES	POR	Racar Motorsport	PORSCHE	12:13:53	6	223,7
135	Dieter SVEPES	POR	Racar Motorsport	PORSCHE	12:10:18	4	223,3
135	Dieter SVEPES	POR	Racar Motorsport	PORSCHE	12:08:32	3	223,2
113	Joan VINYES*	ESP	Baporo Motorsport	PORSCHE	12:10:55	4	223,2
113	Joan VINYES*	ESP	Baporo Motorsport	PORSCHE	12:14:40	6	223,1
104	Pedro A PEREIRA	POR	Veloso Motorsport	PORSCHE	12:14:34	6	223,0
133	Alvaro FONTES	ESP	Escuderia Faraón	FERRARI	12:07:23	3	222,8
135	Dieter SVEPES	POR	Racar Motorsport	PORSCHE	12:06:45	2	222,6
104	Pedro A PEREIRA	POR	Veloso Motorsport	PORSCHE	12:09:02	3	222,2
104	Pedro A PEREIRA	POR	Veloso Motorsport	PORSCHE	12:12:44	5	222,1
135	Dieter SVEPES	POR	Racar Motorsport	PORSCHE	12:12:06	5	222,0
113	Joan VINYES*	ESP	Baporo Motorsport	PORSCHE	12:09:08	3	222,0
134	Patrick CUNHA	POR	Veloso Motorsport	PORSCHE	12:11:07	4	221,9
104	Pedro A PEREIRA	POR	Veloso Motorsport	PORSCHE	12:07:11	2	221,4
134	Patrick CUNHA	POR	Veloso Motorsport	PORSCHE	12:09:17	3	221,4
113	Joan VINYES*	ESP	Baporo Motorsport	PORSCHE	12:07:08	2	221,4
117	Pablo BRAS	ESP	Escuderia Faraón	PORSCHE	12:13:17	4	221,0
117	Pablo BRAS	ESP	Escuderia Faraón	PORSCHE	12:15:04	5	221,0
117	Pablo BRAS	ESP	Escuderia Faraón	PORSCHE	12:09:28	2	220,7
117	Pablo BRAS	ESP	Escuderia Faraón	PORSCHE	12:07:40	1	220,2
133	Alvaro FONTES	ESP	Escuderia Faraón	FERRARI	12:01:51	0	219,5
130	Daniel DIAZ	ESP	Baporo Motorsport	PORSCHE	12:15:33	1	217,7
136	Manuel CHINCHILLA	POR	Racar Motorsport	PORSCHE	12:12:14	5	217,5
136	Manuel CHINCHILLA	POR	Racar Motorsport	PORSCHE	12:08:22	3	216,7
136	Manuel CHINCHILLA	POR	Racar Motorsport	PORSCHE	12:14:09	6	216,5
136	Manuel CHINCHILLA	POR	Racar Motorsport	PORSCHE	12:06:26	2	215,4
141	Alberto OTERO	ESP	Escuderia Faraón	PORSCHE	12:06:54	2	215,4
121	Jean-Roch PIAT*	POR	Veloso Motorsport	PORSCHE	12:02:50	0	215,2
114	Henk VAN ZOEST*	ESP	Skualo Competición	PORSCHE	12:03:37	1	215,2
121	Jean-Roch PIAT*	POR	Veloso Motorsport	PORSCHE	12:12:49	5	214,6



V-LINE ORG.



GT-CER
CAMPEONATO DE ESPAÑA RESISTENCIA

CIRCUITO DE
JEREZ
ÁNGEL NIETO

b22

11-12 noviembre 2023

GT

Entrenamientos Cronometrados 2

Top Cinco Velocidades Máximas

Piloto	Nat	Equipo	Top Five Vmax				
134 Patrick CUNHA	POR	Veloso Motorsport	225,3	224,6	224,1	221,9	221,4
140 Jurgen SMET	ESP	Monlau Motorsport	225,2	224,7	211,4	211,3	
133 Alvaro FONTES	ESP	Escuderia Faraón	224,3	223,8	223,8	222,8	219,5
135 Dieter SVEPES	POR	Racar Motorsport	224,0	223,7	223,3	223,2	222,6
104 Pedro A PEREIRA	POR	Veloso Motorsport	223,9	223,0	222,2	222,1	221,4
113 Joan VINYES*	ESP	Baporo Motorsport	223,2	223,1	222,0	221,4	196,2
117 Pablo BRAS	ESP	Escuderia Faraón	221,0	221,0	220,7	220,2	207,2
130 Daniel DIAZ	ESP	Baporo Motorsport	217,7	212,3			
136 Manuel CHINCHILLA	POR	Racar Motorsport	217,5	216,7	216,5	215,4	212,6
141 Alberto OTERO	ESP	Escuderia Faraón	215,4	212,8	210,0	183,1	165,4
121 Jean-Roch PIAT*	POR	Veloso Motorsport	215,2	214,6	214,4	213,7	213,3
114 Henk VAN ZOEST*	ESP	Skualo Competición	215,2	214,5	213,9	212,2	
101 Solenn AMROUCHE	FRA	Lionel Amrouche	213,2	213,1	212,8	212,7	212,6
102 Philippe GRUAU	FRA	Philippe Gruau	212,6	211,6	211,5	210,8	210,0
139 Pedro M SILVERO	ESP	Escuderia Faraón	211,0	210,9	202,7	145,4	
125 Lorenzo MENDIETA	ESP	Motor Club Sabadell	206,4	206,2	205,9	205,8	205,4
116 Guillermo ASO	ESP	NM Racing Team	205,3	203,2	200,4	197,8	
115 Jan DURAN	ESP	NM Racing Team	204,6	204,5	204,3	202,3	
172 Jose M DE LOS MILAGR	ESP	Promotion Motorsport	202,2	199,8	199,4	198,7	197,4
126 Josep PARERA	ESP	Pcr Sport	201,6	201,6	201,3	200,7	200,4
181 Jan G SHIDLLOF	ESP	Jan G. Schidlof Marek	200,0	198,6	198,2	197,9	197,7