



V-LINE DRG.



GT-CER
CAMPEONATO DE ESPAÑA RESISTENCIA

CIRCUITO DE
JEREZ
ÁNGEL NIETO

11-12 noviembre 2023

d8

TCR SPAIN Q1 Resultados

CONDICIONES ATMOSFERICAS: **Soleado**

ESTADO DE LA PISTA: **Seca**

Ord.	#	Piloto	Licencia	Club	Marca	NV	VR	Tiempo	Gap	Intv	VMax
1	11	sj	Enric BORDAS	Monlau Motorsport	CUPRA	6	5	1:53.190	----	----	203,7
2	27	sj	Scott SUMPTON	ALM Motorsport	HONDA	8	6	1:53.410	0.220	0.220	204,3
3	14	s	Lewis BROWN	Comtoyout	AUDI	3	3	1:53.706	0.516	0.296	203,5
4	30	sj	Alvaro GARCIA	Comtoyout	AUDI	3	3	1:53.832	0.642	0.126	204,3
5	41	s	Victor FERNANDEZ	Auto Club RC2 Vallés	AUDI	7	7	1:54.012	0.822	0.180	204,1
6	22	s	Igor URIEN	Auto Club RC2 Vallés	CUPRA	4	3	1:54.105	0.915	0.093	201,9
7	63	sj	Miguel A ROMERO	Fed. Andaluza de Automovili	AUDI	3	3	1:54.490	1.300	0.385	201,6
8	21	s	Alex LAHOZ	Comtoyout	AUDI	3	3	1:54.654	1.464	0.164	204,5
9	7	sj	Daniel TKACHENKO	Volcano Motorsport	AUDI	7	7	1:54.911	1.721	0.257	202,5
10	8	cj	Erik ZABALA	Monlau Motorsport	CUPRA	9	3	1:54.997	1.807	0.086	198,4
11	4	cj	Marco AGUILERA	Fed. Andaluza de Automovili	PEUGEOT	9	3	1:55.241	2.051	0.244	198,5
12	13	s	Amalia VINYES	Baporo Motorsport	AUDI	6	6	1:55.414	2.224	0.173	206,5
13	23	c	Miguel VILLACIEROS	Escuderia Baix Empordà	CUPRA	7	4	1:55.439	2.249	0.025	198,6
14	31	c	Luis GONZALEZ	Motor Club Sabadell	PEUGEOT	9	4	1:56.842	3.653	1.404	196,7
15	33	s	Juan F. GASTAÑAGA	A.D. Desguaces La Torre	CUPRA	10	10	2:00.346	7.156	3.503	199,1
16	10	s	Sergio CASALINS	Volcano Motorsport	AUDI	3	3	2:01.762	8.572	1.416	203,0

Circuito de Jerez, 11 DE NOVIEMBRE DE 2023

LOS COMISARIOS DEPORTIVOS	EL DIRECTOR DE CARRERA	EL JEFE DE CRONOMETRAJE
Hora:	Hora:	RESULTADOS PUBLICADOS A LAS 14:32 HORAS



V-LINE ORG.



GT-CER
CAMPEONATO DE ESPAÑA RESISTENCIA

CIRCUITO DE
JEREZ
ÁNGEL NIETO

11-12 noviembre 2023

d9

TCR SPAIN Q1 Vuelta a Vuelta

Vuelta	4	7	8	10	11	13	14	21	22	23	27	30
1	PIT EXIT	PIT EXIT	PIT EXIT	PIT EXIT	2:16.679	PIT EXIT	2:04.555	2:09.750	PIT EXIT	PIT EXIT	2:05.698	2:01.945
2	2:16.441	2:00.451	2:17.820	2:04.035	PIT EXIT	2:06.192	1:55.501	1:54.945	1:57.726	2:12.791	1:54.984	1:54.430
3	1:55.241*	1:55.853	1:54.997*	2:01.762*	1:59.415	1:59.924	1:53.706*	1:54.654*	1:54.105*	1:56.438	1:54.310	1:53.832*
4	1:59.367	1:54.991	1:56.327		1:53.567	PIT EXIT			1:54.751	1:55.439*	PIT EXIT	
5	1:57.492	PIT EXIT	2:11.495		1:53.190*	2:00.698				1:56.083	2:00.474	
6	1:56.250	1:59.683	1:55.769		PIT EXIT	1:55.414*				2:21.858	1:53.410*	
7	2:08.263	1:54.911*	1:57.855							1:55.849	1:53.451	
8	2:12.895		2:01.409								1:54.568	
9	1:56.341		1:56.037									

Vuelta	31	33	41	63								
1	2:15.412	2:10.538	PIT EXIT	PIT EXIT								
2	PIT EXIT	2:05.230	2:02.174	2:02.034								
3	2:11.903	2:01.948	1:55.281	1:54.490*								
4	1:56.842*	2:01.928	1:55.439									
5	1:57.870	2:02.935	PIT EXIT									
6	1:57.146	2:02.071	2:01.009									
7	1:58.034	2:01.919	1:54.012*									
8	2:18.628	2:02.797										
9	1:57.944	2:01.484										
10		2:00.346*										



V-LINE ORG.



GT-CER
CAMPEONATO DE ESPAÑA RESISTENCIA

CIRCUITO DE
JEREZ
ÁNGEL NIETO

1
d10

11-12 noviembre 2023

TCR SPAIN Q1 Análisis

Número	4		7		8		10		11		13		14		
Vta	Sector	Vuelta	Sector	Vuelta	Sector	Vuelta	Sector	Vuelta	Sector	Vuelta	Sector	Vuelta	Sector	Vuelta	
1	IP1	53.839	53.839	50.838	50.838	51.372	51.372	51.463	51.463	54.497	54.497	53.035	53.035	49.688	49.688
	IP2	36.382	1:30.221	34.172	1:25.010	34.947	1:26.319	35.157	1:26.620	35.889	1:30.386	36.866	1:29.901	35.056	1:24.744
	FL	1:59.46	PIT EXIT	2:01.57	PIT EXIT	2:14.17	PIT EXIT	2:16.52	PIT EXIT	46.293	2:16.679	2:51.99	PIT EXIT	39.811	2:04.555
2	IP1	49.998	49.998	47.593	47.593	51.748	51.748	50.540	50.540	47.534	47.534	47.821	47.821	44.683	44.683
	IP2	42.061	1:32.059	33.621	1:21.214	41.295	1:33.043	33.136	1:23.676	34.465	1:21.999	33.645	1:21.466	32.329	1:17.012
	FL	44.382	2:16.441	39.238	2:00.451	44.777	2:17.820	40.359	2:04.035	2:00.87	PIT EXIT	44.726	2:06.192	38.490	1:55.501
3	IP1	44.181	44.181	44.844	44.844	43.896	43.896	44.456	44.456	47.453	47.453	44.137	44.137	43.704	43.704
	IP2	32.342	1:16.523	32.377	1:17.221	32.485	1:16.381	32.286	1:16.742	33.541	1:20.994	33.336	1:17.473	31.910	1:15.614
	FL	38.718	1:55.241	38.632	1:55.853	38.616	1:54.997	45.020	2:01.762	38.421	1:59.415	42.452	1:59.924	38.092	1:53.706
4	IP1	44.470	44.470	44.377	44.377	44.331	44.331	1:09.27	1:09.274	43.684	43.684	51.545	51.545	44.286	44.286
	IP2	35.054	1:19.524	32.224	1:16.601	32.563	1:16.894	49.768	1:59.042	31.830	1:15.514	41.006	1:32.551	33.556	1:17.842
	FL	39.843	1:59.367	38.390	1:54.991	39.433	1:56.327		-----	38.053	1:53.567	7:05.22	PIT EXIT		-----
5	IP1	44.418	44.418	44.471	44.471	51.410	51.410			43.444	43.444	48.567	48.567		
	IP2	33.588	1:18.006	32.974	1:17.445	39.529	1:30.939			31.749	1:15.193	32.860	1:21.427		
	FL	39.486	1:57.492	2:28.91	PIT EXIT	40.556	2:11.495			37.997	1:53.190	39.271	2:00.698		
6	IP1	44.329	44.329	48.425	48.425	44.371	44.371			46.437	46.437	44.363	44.363		
	IP2	32.677	1:17.006	32.534	1:20.959	32.633	1:17.004			34.519	1:20.956	32.588	1:16.951		
	FL	39.244	1:56.250	38.724	1:59.683	38.765	1:55.769			6:01.77	PIT EXIT	38.463	1:55.414		
7	IP1	44.472	44.472	43.944	43.944	44.325	44.325			50.767	50.767				
	IP2	36.882	1:21.354	32.468	1:16.412	32.563	1:16.888			34.537	1:25.304				
	FL	46.909	2:08.263	38.499	1:54.911	40.967	1:57.855				-----		-----		
8	IP1	44.413	44.413	44.371	44.371	44.532	44.532								
	IP2	40.071	1:24.484	36.999	1:21.370	36.221	1:20.753								
	FL	48.411	2:12.895		-----	40.656	2:01.409								
9	IP1	44.570	44.570			44.435	44.435								
	IP2	32.746	1:17.316			32.627	1:17.062								
	FL	39.025	1:56.341			38.975	1:56.037								
10	IP1														
	IP2														
	FL		-----				-----								



V-LINE DRG.



GT-CER
CAMPEONATO DE ESPAÑA RESISTENCIA

CIRCUITO DE
JEREZ
ÁNGEL NIETO

2
d10

11-12 noviembre 2023

**TCR SPAIN
Q1
Análisis**

Número	21		22		23		27		30		31		33		
	Vta	Sector	Vuelta	Sector	Vuelta	Sector	Vuelta	Sector	Vuelta	Sector	Vuelta	Sector	Vuelta		
1	IP1	55.230	55.230	49.713	49.713	1:03.19	1:03.191	49.948	49.948	49.878	49.878	54.585	54.585	52.095	52.095
	IP2	35.441	1:30.671	34.810	1:24.523	41.950	1:45.141	33.197	1:23.145	32.953	1:22.831	37.459	1:32.044	36.506	1:28.601
	FL	39.079	2:09.750	1:37.41	PIT EXIT	3:43.47	PIT EXIT	42.553	2:05.698	39.114	2:01.945	43.368	2:15.412	41.937	2:10.538
2	IP1	44.330	44.330	47.110	47.110	55.063	55.063	44.215	44.215	44.226	44.226	48.207	48.207	48.312	48.312
	IP2	32.395	1:16.725	32.318	1:19.428	37.382	1:32.445	32.205	1:16.420	32.051	1:16.277	36.135	1:24.342	36.023	1:24.335
	FL	38.220	1:54.945	38.298	1:57.726	40.346	2:12.791	38.564	1:54.984	38.153	1:54.430	1:55.34	PIT EXIT	40.896	2:05.230
3	IP1	44.019	44.019	43.894	43.894	44.995	44.995	43.795	43.795	43.813	43.813	50.716	50.716	46.973	46.973
	IP2	32.223	1:16.242	32.070	1:15.964	32.554	1:17.549	32.123	1:15.918	31.945	1:15.758	34.662	1:25.378	34.662	1:21.635
	FL	38.412	1:54.654	38.141	1:54.105	38.889	1:56.438	38.392	1:54.310	38.074	1:53.832	46.525	2:11.903	40.313	2:01.948
4	IP1	51.836	51.836	43.840	43.840	44.333	44.333	44.288	44.288	46.396	46.396	44.855	44.855	46.469	46.469
	IP2	37.805	1:29.641	32.210	1:16.050	32.497	1:16.830	32.437	1:16.725	32.650	1:19.046	32.961	1:17.816	34.882	1:21.351
	FL		-----	38.701	1:54.751	38.609	1:55.439	2:24.23	PIT EXIT		-----	39.027	1:56.842	40.577	2:01.928
5	IP1			43.922	43.922	44.567	44.567	47.634	47.634			44.851	44.851	46.941	46.941
	IP2			31.922	1:15.844	32.615	1:17.182	33.189	1:20.823			33.369	1:18.220	35.006	1:21.947
	FL				-----	38.901	1:56.083	39.651	2:00.474			39.650	1:57.870	40.989	2:02.935
6	IP1					54.225	54.225	43.477	43.477			45.014	45.014	46.506	46.506
	IP2					40.090	1:34.315	31.948	1:15.425			32.991	1:18.005	34.271	1:20.777
	FL					47.543	2:21.858	37.985	1:53.410			39.141	1:57.146	41.294	2:02.071
7	IP1					44.549	44.549	43.531	43.531			45.015	45.015	46.745	46.745
	IP2					32.420	1:16.969	31.945	1:15.476			33.051	1:18.066	34.903	1:21.648
	FL					38.880	1:55.849	37.975	1:53.451			39.968	1:58.034	40.271	2:01.919
8	IP1					49.372	49.372	43.736	43.736			52.130	52.130	46.527	46.527
	IP2					35.359	1:24.731	32.033	1:15.769			40.160	1:32.290	34.040	1:20.567
	FL						-----	38.799	1:54.568			46.338	2:18.628	42.230	2:02.797
9	IP1							43.954	43.954			44.872	44.872	45.946	45.946
	IP2							32.741	1:16.695			33.128	1:18.000	34.474	1:20.420
	FL								-----			39.944	1:57.944	41.064	2:01.484
10	IP1													45.960	45.960
	IP2													34.313	1:20.273
	FL													40.073	2:00.346



V-LINE ORG.



GT-CER
CAMPEONATO DE ESPAÑA RESISTENCIA


CIRCUITO DE
JEREZ
ÁNGEL NIETO

11-12 noviembre 2023

3
d10

TCR SPAIN
Q1
Análisis

Número	41		63		0		0		0		0		0	
Vta	Sector	Vuelta	Sector	Vuelta	Sector	Vuelta	Sector	Vuelta	Sector	Vuelta	Sector	Vuelta	Sector	Vuelta
1	IP1	53.802	53.802	55.157	55.157									
	IP2	38.226	1:32.028	36.423	1:31.580									
	FL	1:39.25	PIT EXIT	3:16.22	PIT EXIT									
2	IP1	49.959	49.959	48.585	48.585									
	IP2	33.250	1:23.209	33.839	1:22.424									
	FL	38.965	2:02.174	39.611	2:02.034									
3	IP1	44.368	44.368	43.741	43.741									
	IP2	32.289	1:16.657	31.990	1:15.731									
	FL	38.624	1:55.281	38.759	1:54.490									
4	IP1	44.400	44.400	55.786	55.786									
	IP2	32.381	1:16.781	37.639	1:33.425									
	FL	38.658	1:55.439		-----									
5	IP1	44.162	44.162											
	IP2	32.979	1:17.141											
	FL	2:18.20	PIT EXIT											
6	IP1	49.075	49.075											
	IP2	33.119	1:22.194											
	FL	38.815	2:01.009											
7	IP1	44.095	44.095											
	IP2	31.846	1:15.941											
	FL	38.071	1:54.012											
8	IP1	52.305	52.305											
	IP2	39.661	1:31.966											
	FL		-----											
9	IP1													
	IP2													
	FL													
10	IP1													
	IP2													
	FL													



V-LINE ORG.

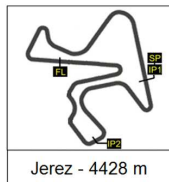
**GT-CER**
CAMPEONATO DE ESPAÑA RESISTENCIACIRCUITO DE
JEREZ
ÁNGEL NIETO

d11

11-12 noviembre 2023

TCR SPAIN Q1 40 Mejores Vueltas

Dorsal	Piloto	Nat	Equipo	Maq.	Hora	Vuelta	Tiempo
11	Enric BORDAS		Monlau Motorsport	CUPRA	14:22:05	5	1:53.190
27	Scott SUMPTON		ALM Motorsport	HONDA	14:25:27	6	1:53.410
27	Scott SUMPTON		ALM Motorsport	HONDA	14:27:21	7	1:53.451
11	Enric BORDAS		Monlau Motorsport	CUPRA	14:20:12	4	1:53.567
14	Lewis BROWN		Comtoyoy	AUDI	14:17:59	3	1:53.706
30	Alvaro GARCIA		Comtoyoy	AUDI	14:25:38	3	1:53.832
41	Victor FERNANDEZ		Auto Club RC2 Vallés	AUDI	14:27:29	7	1:54.012
22	Igor URIEN		Auto Club RC2 Vallés	CUPRA	14:19:40	3	1:54.105
27	Scott SUMPTON		ALM Motorsport	HONDA	14:17:52	3	1:54.310
30	Alvaro GARCIA		Comtoyoy	AUDI	14:23:44	2	1:54.430
63	Miguel A ROMERO		Fed. Andaluza de Automovilismo	AUDI	14:19:22	3	1:54.490
27	Scott SUMPTON		ALM Motorsport	HONDA	14:29:15	8	1:54.568
21	Alex LAHOZ		Comtoyoy	AUDI	14:19:23	3	1:54.654
22	Igor URIEN		Auto Club RC2 Vallés	CUPRA	14:21:35	4	1:54.751
7	Daniel TKACHENKO		Volcano Motorsport	AUDI	14:29:53	7	1:54.911
21	Alex LAHOZ		Comtoyoy	AUDI	14:17:29	2	1:54.945
27	Scott SUMPTON		ALM Motorsport	HONDA	14:15:58	2	1:54.984
7	Daniel TKACHENKO		Volcano Motorsport	AUDI	14:22:12	4	1:54.991
8	Erik ZABALA		Monlau Motorsport	CUPRA	14:18:38	3	1:54.997
4	Marco AGUILERA		Fed. Andaluza de Automovilismo	PEUGEOT	14:18:33	3	1:55.241
41	Victor FERNANDEZ		Auto Club RC2 Vallés	AUDI	14:18:03	3	1:55.281
13	Amalia VINYES		Baporo Motorsport	AUDI	14:31:23	6	1:55.414
23	Miguel VILLACIEROS		Escuderia Baix Empordà	CUPRA	14:22:18	4	1:55.439
41	Victor FERNANDEZ		Auto Club RC2 Vallés	AUDI	14:19:58	4	1:55.439
14	Lewis BROWN		Comtoyoy	AUDI	14:16:05	2	1:55.501
8	Erik ZABALA		Monlau Motorsport	CUPRA	14:24:42	6	1:55.769
23	Miguel VILLACIEROS		Escuderia Baix Empordà	CUPRA	14:28:31	7	1:55.849
7	Daniel TKACHENKO		Volcano Motorsport	AUDI	14:20:17	3	1:55.853
8	Erik ZABALA		Monlau Motorsport	CUPRA	14:30:37	9	1:56.037
23	Miguel VILLACIEROS		Escuderia Baix Empordà	CUPRA	14:24:14	5	1:56.083
4	Marco AGUILERA		Fed. Andaluza de Automovilismo	PEUGEOT	14:24:26	6	1:56.250
8	Erik ZABALA		Monlau Motorsport	CUPRA	14:20:35	4	1:56.327
4	Marco AGUILERA		Fed. Andaluza de Automovilismo	PEUGEOT	14:30:43	9	1:56.341
23	Miguel VILLACIEROS		Escuderia Baix Empordà	CUPRA	14:20:22	3	1:56.438
31	Luís GONZALEZ		Motor Club Sabadell	PEUGEOT	14:20:37	4	1:56.842
31	Luís GONZALEZ		Motor Club Sabadell	PEUGEOT	14:24:32	6	1:57.146
4	Marco AGUILERA		Fed. Andaluza de Automovilismo	PEUGEOT	14:22:30	5	1:57.492
22	Igor URIEN		Auto Club RC2 Vallés	CUPRA	14:17:46	2	1:57.726
8	Erik ZABALA		Monlau Motorsport	CUPRA	14:26:40	7	1:57.855
31	Luís GONZALEZ		Motor Club Sabadell	PEUGEOT	14:22:35	5	1:57.870



V-LINE ORG.

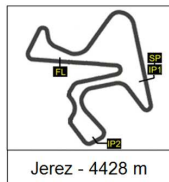
GT-CER
CAMPEONATO DE ESPAÑA RESISTENCIACIRCUITO DE
JEREZ
ÁNGEL NIETO

11-12 noviembre 2023

d12

TCR SPAIN
Q1
Top Cinco Vueltas

Piloto	Nat	Equipo	Top Five Laps					
11		Enric BORDAS	Monlau Motorsport	1:53.190	1:53.567	1:59.415	2:16.679	PIT EXIT
27		Scott SUMPTON	ALM Motorsport	1:53.410	1:53.451	1:54.310	1:54.568	1:54.984
14		Lewis BROWN	Comtoyoy	1:53.706	1:55.501	2:04.555	PIT EXIT	
30		Alvaro GARCIA	Comtoyoy	1:53.832	1:54.430	2:01.945	PIT EXIT	
41		Victor FERNANDEZ	Auto Club RC2 Vallés	1:54.012	1:55.281	1:55.439	2:01.009	2:02.174
22		Igor URIEN	Auto Club RC2 Vallés	1:54.105	1:54.751	1:57.726	PIT EXIT	PIT EXIT
63		Miguel A ROMERO	Fed. Andaluza de Automovilismo	1:54.490	2:02.034	PIT EXIT	PIT EXIT	
21		Alex LAHOZ	Comtoyoy	1:54.654	1:54.945	2:09.750	PIT EXIT	
7		Daniel TKACHENKO	Volcano Motorsport	1:54.911	1:54.991	1:55.853	1:59.683	2:00.451
8		Erik ZABALA	Monlau Motorsport	1:54.997	1:55.769	1:56.037	1:56.327	1:57.855
4		Marco AGUILERA	Fed. Andaluza de Automovilismo	1:55.241	1:56.250	1:56.341	1:57.492	1:59.367
13		Amalia VINYES	Baporo Motorsport	1:55.414	1:59.924	2:00.698	2:06.192	PIT EXIT
23		Miguel VILLACIEROS	Escuderia Baix Empordà	1:55.439	1:55.849	1:56.083	1:56.438	2:12.791
31		Luís GONZALEZ	Motor Club Sabadell	1:56.842	1:57.146	1:57.870	1:57.944	1:58.034
33		Juan F. GASTAÑAGA	A.D. Desguaces La Torre	2:00.346	2:01.484	2:01.919	2:01.928	2:01.948
10		Sergio CASALINS	Volcano Motorsport	2:01.762	2:04.035	PIT EXIT	PIT EXIT	



V-LINE ORG.

**GT-CER**
CAMPEONATO DE ESPAÑA RESISTENCIA**CIRCUITO DE JEREZ**
ÁNGEL NIETO

11-12 noviembre 2023

d13

TCR SPAIN

Q1

40 Mejores Velocidades Máximas

Dorsal	Piloto	Nat	Equipo	Maq.	Hora	Vuelta	Vmax
13	Amalia VINYES		Baporo Motorsport	AUDI	14:17:33	2	206,5
21	Alex LAHOZ		Comtoyoy	AUDI	14:16:18	1	204,5
21	Alex LAHOZ		Comtoyoy	AUDI	14:18:13	2	204,4
27	Scott SUMPTON		ALM Motorsport	HONDA	14:22:21	4	204,3
30	Alvaro GARCIA		Comtoyoy	AUDI	14:24:28	2	204,3
30	Alvaro GARCIA		Comtoyoy	AUDI	14:26:25	3	204,2
41	Victor FERNANDEZ		Auto Club RC2 Vallés	AUDI	14:20:43	4	204,1
41	Victor FERNANDEZ		Auto Club RC2 Vallés	AUDI	14:24:23	5	203,9
27	Scott SUMPTON		ALM Motorsport	HONDA	14:24:17	5	203,8
41	Victor FERNANDEZ		Auto Club RC2 Vallés	AUDI	14:16:52	2	203,8
11	Enric BORDAS		Monlau Motorsport	CUPRA	14:20:55	4	203,7
13	Amalia VINYES		Baporo Motorsport	AUDI	14:15:30	1	203,5
14	Lewis BROWN		Comtoyoy	AUDI	14:16:49	2	203,5
27	Scott SUMPTON		ALM Motorsport	HONDA	14:26:11	6	203,5
27	Scott SUMPTON		ALM Motorsport	HONDA	14:28:05	7	203,4
13	Amalia VINYES		Baporo Motorsport	AUDI	14:28:15	4	203,4
27	Scott SUMPTON		ALM Motorsport	HONDA	14:18:37	3	203,3
41	Victor FERNANDEZ		Auto Club RC2 Vallés	AUDI	14:18:47	3	203,2
27	Scott SUMPTON		ALM Motorsport	HONDA	14:29:59	8	203,2
27	Scott SUMPTON		ALM Motorsport	HONDA	14:16:42	2	203,0
10	Sergio CASALINS		Volcano Motorsport	AUDI	14:19:30	2	203,0
27	Scott SUMPTON		ALM Motorsport	HONDA	14:14:47	1	202,8
7	Daniel TKACHENKO		Volcano Motorsport	AUDI	14:21:01	3	202,5
11	Enric BORDAS		Monlau Motorsport	CUPRA	14:19:02	3	202,5
41	Victor FERNANDEZ		Auto Club RC2 Vallés	AUDI	14:26:19	6	202,2
7	Daniel TKACHENKO		Volcano Motorsport	AUDI	14:19:06	2	202,2
7	Daniel TKACHENKO		Volcano Motorsport	AUDI	14:22:56	4	201,9
22	Igor URIEN		Auto Club RC2 Vallés	CUPRA	14:22:19	4	201,9
14	Lewis BROWN		Comtoyoy	AUDI	14:14:55	1	201,8
7	Daniel TKACHENKO		Volcano Motorsport	AUDI	14:26:46	5	201,8
10	Sergio CASALINS		Volcano Motorsport	AUDI	14:17:32	1	201,8
7	Daniel TKACHENKO		Volcano Motorsport	AUDI	14:28:42	6	201,8
7	Daniel TKACHENKO		Volcano Motorsport	AUDI	14:30:37	7	201,6
63	Miguel A ROMERO		Fed. Andaluza de Automovilismo	AUDI	14:18:11	2	201,6
63	Miguel A ROMERO		Fed. Andaluza de Automovilismo	AUDI	14:16:14	1	201,2
30	Alvaro GARCIA		Comtoyoy	AUDI	14:22:34	1	200,9
22	Igor URIEN		Auto Club RC2 Vallés	CUPRA	14:18:30	2	200,8
41	Victor FERNANDEZ		Auto Club RC2 Vallés	AUDI	14:14:55	1	200,5
13	Amalia VINYES		Baporo Motorsport	AUDI	14:30:12	5	200,4
22	Igor URIEN		Auto Club RC2 Vallés	CUPRA	14:20:24	3	200,3



V-LINE ORG.



GT-CER
CAMPEONATO DE ESPAÑA RESISTENCIA

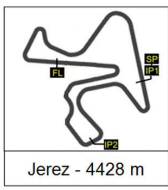
CIRCUITO DE
JEREZ
ÁNGEL NIETO

11-12 noviembre 2023

d14

TCR SPAIN
Q1
Top Cinco Velocidades Máximas

Piloto	Nat	Equipo	Top Five Vmax				
13 Amalia VINYES		Baporo Motorsport	206,5	203,5	203,4	200,4	197,2
21 Alex LAHOZ		Comtoyout	204,5	204,4	171,7	159,3	
30 Alvaro GARCIA		Comtoyout	204,3	204,2	200,9	200,2	
27 Scott SUMPTON		ALM Motorsport	204,3	203,8	203,5	203,4	203,3
41 Victor FERNANDEZ		Auto Club RC2 Vallés	204,1	203,9	203,8	203,2	202,2
11 Enric BORDAS		Monlau Motorsport	203,7	202,5	199,8	195,4	194,9
14 Lewis BROWN		Comtoyout	203,5	201,8	198,1	177,7	
10 Sergio CASALINS		Volcano Motorsport	203,0	201,8	198,3	115,3	
7 Daniel TKACHENKO		Volcano Motorsport	202,5	202,2	201,9	201,8	201,8
22 Igor URIEN		Auto Club RC2 Vallés	201,9	200,8	200,3	197,7	197,4
63 Miguel A ROMERO		Fed. Andaluza de Automovilismo	201,6	201,2	166,5	162,2	
33 Juan F. GASTAÑAGA		A.D. Desguaces La Torre	199,1	198,6	198,6	198,1	198,0
23 Miguel VILLACIEROS		Escuderia Baix Empordà	198,6	197,8	197,7	196,3	183,0
4 Marco AGUILERA		Fed. Andaluza de Automovilismo	198,5	196,1	196,0	195,8	195,5
8 Erik ZABALA		Monlau Motorsport	198,4	197,4	197,1	197,1	196,9
31 Luís GONZALEZ		Motor Club Sabadell	196,7	196,5	195,1	194,9	194,9



11-12 noviembre 2023

d15

TCR SPAIN Q2 Resultados

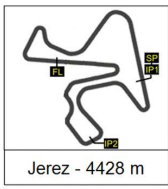
CONDICIONES ATMOSFERICAS: **Soleado**

ESTADO DE LA PISTA: **Seca**

Ord.	#	Piloto	Licencia	Club	Marca	NV	VR	Tiempo	Gap	Intv	VMax
1	11	sj	Enric BORDAS	Monlau Motorsport	CUPRA	3	3	1:52.085	----	----	205,7
2	27	sj	Scott SUMPTON	ALM Motorsport	HONDA	4	2	1:52.557	0.472	0.472	206,1
3	7	sj	Daniel TKACHENKO	Volcano Motorsport	AUDI	4	3	1:53.230	1.145	0.673	203,8
4	14	s	Lewis BROWN	Comtoyout	AUDI	4	4	1:53.332	1.247	0.102	205,3
5	21	s	Alex LAHOZ	Comtoyout	AUDI	3	2	1:53.447	1.362	0.115	206,5
6	22	s	Igor URIEN	Auto Club RC2 Vallés	CUPRA	4	3	1:53.457	1.372	0.010	202,6
7	41	s	Victor FERNANDEZ	Auto Club RC2 Vallés	AUDI	4	2	1:54.045	1.960	0.588	205,7
8	63	sj	Miguel A ROMERO	Fed. Andaluza de Automovili	AUDI	3	3	1:54.222	2.137	0.177	202,6
9	30	sj	Alvaro GARCIA	Comtoyout	AUDI	4	3	1:54.507	2.422	0.285	205,7
10	13	s	Amalia VINYES	Baporo Motorsport	AUDI	5	2	1:54.716	2.631	0.209	208,9
11	8	cj	Erik ZABALA	Monlau Motorsport	CUPRA	4	3	1:55.235	3.150	0.519	199,3
12	4	cj	Marco AGUILERA	Fed. Andaluza de Automovili	PEUGEOT	4	2	1:55.440	3.355	0.205	197,4

Circuito de Jerez, 11 DE NOVIEMBRE DE 2023

LOS COMISARIOS DEPORTIVOS	EL DIRECTOR DE CARRERA	EL JEFE DE CRONOMETRAJE
Hora:	Hora:	RESULTADOS PUBLICADOS A LAS 14:48 HORAS

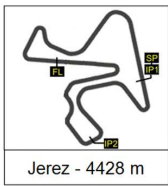


11-12 noviembre 2023

d16

TCR SPAIN Q2 Vuelta a Vuelta

Vuelta	4	7	8	11	13	14	21	22	27	30	41	63
1	2:09.072	2:03.806	2:12.971	2:02.321	2:02.255	2:09.374	2:15.223	2:01.172	2:07.099	2:22.792	2:00.569	2:07.466
2	1:55.440*	1:58.815	1:55.401	1:52.611	1:54.716*	1:53.930	1:53.447*	1:53.551	1:52.557*	1:55.221	1:54.045*	2:06.955
3	1:55.947	1:53.230*	1:55.235*	1:52.085*	1:54.748	1:53.685	1:53.462	1:53.457*	1:52.602	1:54.507*	1:54.441	1:54.222*
4	2:24.892	2:29.062	1:57.541		1:55.256	1:53.332*		1:58.857	1:53.211	1:55.164	1:57.006	
5					1:56.064							

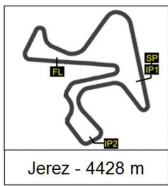


1
d17

11-12 noviembre 2023

TCR SPAIN Q2 Análisis

Número	4		7		8		11		13		14		21		
	Sector	Vuelta	Sector	Vuelta	Sector	Vuelta	Sector	Vuelta	Sector	Vuelta	Sector	Vuelta	Sector	Vuelta	
1	IP1	53.226	53.226	51.798	51.798	55.504	55.504	49.905	49.905	49.511	49.511	51.540	51.540	59.825	59.825
	IP2	35.430	1:28.656	32.559	1:24.357	36.803	1:32.307	34.103	1:24.008	33.533	1:23.044	38.461	1:30.001	36.586	1:36.411
	FL	40.416	2:09.072	39.449	2:03.806	40.664	2:12.971	38.313	2:02.321	39.211	2:02.255	39.373	2:09.374	38.812	2:15.223
2	IP1	44.329	44.329	43.711	43.711	44.338	44.338	43.395	43.395	43.876	43.876	43.894	43.894	43.699	43.699
	IP2	32.505	1:16.834	31.809	1:15.520	32.335	1:16.673	31.474	1:14.869	32.318	1:16.194	31.952	1:15.846	31.978	1:15.677
	FL	38.606	1:55.440	43.295	1:58.815	38.728	1:55.401	37.742	1:52.611	38.522	1:54.716	38.084	1:53.930	37.770	1:53.447
3	IP1	44.079	44.079	43.687	43.687	44.186	44.186	42.992	42.992	43.952	43.952	43.355	43.355	43.339	43.339
	IP2	32.690	1:16.769	31.665	1:15.352	32.367	1:16.553	31.355	1:14.347	32.300	1:16.252	32.017	1:15.372	32.196	1:15.535
	FL	39.178	1:55.947	37.878	1:53.230	38.682	1:55.235	37.738	1:52.085	38.496	1:54.748	38.313	1:53.685	37.927	1:53.462
4	IP1	58.131	58.131	54.205	54.205	43.957	43.957	44.918	44.918	43.991	43.991	43.464	43.464	43.543	43.543
	IP2	43.678	1:41.809	44.811	1:39.016	34.111	1:18.068	32.642	1:17.560	32.328	1:16.319	31.833	1:15.297	32.099	1:15.642
	FL	43.083	2:24.892	50.046	2:29.062	39.473	1:57.541		-----	38.937	1:55.256	38.035	1:53.332		-----
5	IP1			53.477	53.477	44.115	44.115			44.295	44.295	43.702	43.702		
	IP2			57.779	1:51.256	33.795	1:17.910			32.590	1:16.885	35.367	1:19.069		
	FL		-----		-----		-----			39.179	1:56.064		-----		

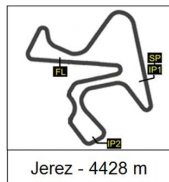


11-12 noviembre 2023

2
d17

TCR SPAIN Q2 Análisis

Número	22		27		30		41		63		0		0	
	Vta	Sector	Vuelta	Sector	Vuelta	Sector	Vuelta	Sector	Vuelta	Sector	Vuelta	Sector	Vuelta	
1	IP1	48.306	48.306	51.267	51.267	57.760	57.760	48.820	48.820	51.294	51.294			
	IP2	33.224	1:21.530	35.474	1:26.741	41.972	1:39.732	33.171	1:21.991	36.541	1:27.835			
	FL	39.642	2:01.172	40.358	2:07.099	43.060	2:22.792	38.578	2:00.569	39.631	2:07.466			
2	IP1	43.706	43.706	43.334	43.334	43.814	43.814	43.913	43.913	48.286	48.286			
	IP2	31.911	1:15.617	31.558	1:14.892	32.158	1:15.972	32.040	1:15.953	34.677	1:22.963			
	FL	37.934	1:53.551	37.665	1:52.557	39.249	1:55.221	38.092	1:54.045	43.992	2:06.955			
3	IP1	43.434	43.434	43.012	43.012	44.123	44.123	43.678	43.678	43.670	43.670			
	IP2	32.020	1:15.454	31.864	1:14.876	32.082	1:16.205	32.070	1:15.748	31.992	1:15.662			
	FL	38.003	1:53.457	37.726	1:52.602	38.302	1:54.507	38.693	1:54.441	38.560	1:54.222			
4	IP1	45.274	45.274	43.119	43.119	43.834	43.834	43.993	43.993	48.307	48.307			
	IP2	34.906	1:20.180	32.045	1:15.164	32.056	1:15.890	32.870	1:16.863	37.656	1:25.963			
	FL	38.677	1:58.857	38.047	1:53.211	39.274	1:55.164	40.143	1:57.006		-----			
5	IP1	43.521	43.521	43.634	43.634			47.219	47.219					
	IP2	32.132	1:15.653	33.194	1:16.828			39.543	1:26.762					
	FL		-----		-----		-----		-----					

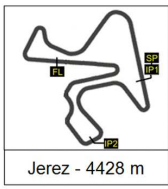


d18

11-12 noviembre 2023

TCR SPAIN Q2 40 Mejores Vueltas

Dorsal	Piloto	Nat	Equipo	Maq.	Hora	Vuelta	Tiempo
11	Enric BORDAS		Monlau Motorsport	CUPRA	14:41:06	3	1:52.085
27	Scott SUMPTON		ALM Motorsport	HONDA	14:41:05	2	1:52.557
27	Scott SUMPTON		ALM Motorsport	HONDA	14:42:57	3	1:52.602
11	Enric BORDAS		Monlau Motorsport	CUPRA	14:39:14	2	1:52.611
27	Scott SUMPTON		ALM Motorsport	HONDA	14:44:51	4	1:53.211
7	Daniel TKACHENKO		Volcano Motorsport	AUDI	14:41:32	3	1:53.230
14	Lewis BROWN		Comtoyoy	AUDI	14:44:34	4	1:53.332
21	Alex LAHOZ		Comtoyoy	AUDI	14:40:57	2	1:53.447
22	Igor URIEN		Auto Club RC2 Vallés	CUPRA	14:41:12	3	1:53.457
21	Alex LAHOZ		Comtoyoy	AUDI	14:42:51	3	1:53.462
22	Igor URIEN		Auto Club RC2 Vallés	CUPRA	14:39:19	2	1:53.551
14	Lewis BROWN		Comtoyoy	AUDI	14:42:41	3	1:53.685
14	Lewis BROWN		Comtoyoy	AUDI	14:40:47	2	1:53.930
41	Victor FERNANDEZ		Auto Club RC2 Vallés	AUDI	14:39:23	2	1:54.045
63	Miguel A ROMERO		Fed. Andaluza de Automovilismo	AUDI	14:41:49	3	1:54.222
41	Victor FERNANDEZ		Auto Club RC2 Vallés	AUDI	14:41:18	3	1:54.441
30	Alvaro GARCIA		Comtoyoy	AUDI	14:43:58	3	1:54.507
13	Amalia VINYES		Baporo Motorsport	AUDI	14:39:59	2	1:54.716
13	Amalia VINYES		Baporo Motorsport	AUDI	14:41:53	3	1:54.748
30	Alvaro GARCIA		Comtoyoy	AUDI	14:45:53	4	1:55.164
30	Alvaro GARCIA		Comtoyoy	AUDI	14:42:03	2	1:55.221
8	Erik ZABALA		Monlau Motorsport	CUPRA	14:41:48	3	1:55.235
13	Amalia VINYES		Baporo Motorsport	AUDI	14:43:49	4	1:55.256
8	Erik ZABALA		Monlau Motorsport	CUPRA	14:39:52	2	1:55.401
4	Marco AGUILERA		Fed. Andaluza de Automovilismo	PEUGEOT	14:40:40	2	1:55.440
4	Marco AGUILERA		Fed. Andaluza de Automovilismo	PEUGEOT	14:42:36	3	1:55.947
13	Amalia VINYES		Baporo Motorsport	AUDI	14:45:45	5	1:56.064
41	Victor FERNANDEZ		Auto Club RC2 Vallés	AUDI	14:43:15	4	1:57.006
8	Erik ZABALA		Monlau Motorsport	CUPRA	14:43:45	4	1:57.541
7	Daniel TKACHENKO		Volcano Motorsport	AUDI	14:39:39	2	1:58.815
22	Igor URIEN		Auto Club RC2 Vallés	CUPRA	14:43:11	4	1:58.857
41	Victor FERNANDEZ		Auto Club RC2 Vallés	AUDI	14:37:29	1	2:00.569
22	Igor URIEN		Auto Club RC2 Vallés	CUPRA	14:37:25	1	2:01.172
13	Amalia VINYES		Baporo Motorsport	AUDI	14:38:04	1	2:02.255
11	Enric BORDAS		Monlau Motorsport	CUPRA	14:37:21	1	2:02.321
7	Daniel TKACHENKO		Volcano Motorsport	AUDI	14:37:40	1	2:03.806
63	Miguel A ROMERO		Fed. Andaluza de Automovilismo	AUDI	14:39:55	2	2:06.955
27	Scott SUMPTON		ALM Motorsport	HONDA	14:39:12	1	2:07.099
63	Miguel A ROMERO		Fed. Andaluza de Automovilismo	AUDI	14:37:48	1	2:07.466
4	Marco AGUILERA		Fed. Andaluza de Automovilismo	PEUGEOT	14:38:44	1	2:09.072

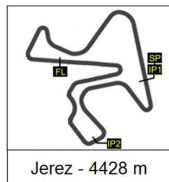


11-12 noviembre 2023

d19

TCR SPAIN Q2 Top Cinco Vueltas

Piloto	Nat	Equipo	Top Five Laps				
11	Enric BORDAS	Monlau Motorsport	1:52.085	1:52.611	2:02.321	PIT EXIT	
27	Scott SUMPTON	ALM Motorsport	1:52.557	1:52.602	1:53.211	2:07.099	PIT EXIT
7	Daniel TKACHENKO	Volcano Motorsport	1:53.230	1:58.815	2:03.806	2:29.062	PIT EXIT
14	Lewis BROWN	Comtoyoyou	1:53.332	1:53.685	1:53.930	2:09.374	PIT EXIT
21	Alex LAHOZ	Comtoyoyou	1:53.447	1:53.462	2:15.223	PIT EXIT	
22	Igor URIEN	Auto Club RC2 Vallés	1:53.457	1:53.551	1:58.857	2:01.172	PIT EXIT
41	Victor FERNANDEZ	Auto Club RC2 Vallés	1:54.045	1:54.441	1:57.006	2:00.569	PIT EXIT
63	Miguel A ROMERO	Fed. Andaluza de Automovilismo	1:54.222	2:06.955	2:07.466	PIT EXIT	
30	Alvaro GARCIA	Comtoyoyou	1:54.507	1:55.164	1:55.221	2:22.792	PIT EXIT
13	Amalia VINYES	Baporo Motorsport	1:54.716	1:54.748	1:55.256	1:56.064	2:02.255
8	Erik ZABALA	Monlau Motorsport	1:55.235	1:55.401	1:57.541	2:12.971	PIT EXIT
4	Marco AGUILERA	Fed. Andaluza de Automovilismo	1:55.440	1:55.947	2:09.072	2:24.892	PIT EXIT



Jerez - 4428 m

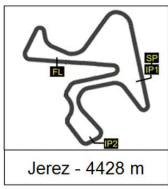


11-12 noviembre 2023

d20

TCR SPAIN Q2 40 Mejores Velocidades Máximas

Dorsal	Piloto	Nat	Equipo	Maq.	Hora	Vuelta	Vmax
13	Amalia VINYES		Baporo Motorsport	AUDI	14:38:48	1	208,9
13	Amalia VINYES		Baporo Motorsport	AUDI	14:42:37	3	208,1
21	Alex LAHOZ		Comtoyoy	AUDI	14:41:41	2	206,5
27	Scott SUMPTON		ALM Motorsport	HONDA	14:41:48	2	206,1
21	Alex LAHOZ		Comtoyoy	AUDI	14:43:34	3	206,1
21	Alex LAHOZ		Comtoyoy	AUDI	14:39:47	1	206,1
41	Victor FERNANDEZ		Auto Club RC2 Vallés	AUDI	14:40:07	2	205,7
30	Alvaro GARCIA		Comtoyoy	AUDI	14:42:47	2	205,7
27	Scott SUMPTON		ALM Motorsport	HONDA	14:43:41	3	205,7
27	Scott SUMPTON		ALM Motorsport	HONDA	14:39:56	1	205,7
11	Enric BORDAS		Monlau Motorsport	CUPRA	14:39:57	2	205,7
30	Alvaro GARCIA		Comtoyoy	AUDI	14:40:52	1	205,3
14	Lewis BROWN		Comtoyoy	AUDI	14:43:24	3	205,3
30	Alvaro GARCIA		Comtoyoy	AUDI	14:44:41	3	205,3
41	Victor FERNANDEZ		Auto Club RC2 Vallés	AUDI	14:38:13	1	205,3
41	Victor FERNANDEZ		Auto Club RC2 Vallés	AUDI	14:42:01	3	204,9
13	Amalia VINYES		Baporo Motorsport	AUDI	14:44:33	4	204,9
11	Enric BORDAS		Monlau Motorsport	CUPRA	14:41:51	3	204,5
7	Daniel TKACHENKO		Volcano Motorsport	AUDI	14:40:23	2	203,8
13	Amalia VINYES		Baporo Motorsport	AUDI	14:40:43	2	203,8
14	Lewis BROWN		Comtoyoy	AUDI	14:41:30	2	203,4
27	Scott SUMPTON		ALM Motorsport	HONDA	14:45:34	4	203,4
7	Daniel TKACHENKO		Volcano Motorsport	AUDI	14:38:24	1	203,4
11	Enric BORDAS		Monlau Motorsport	CUPRA	14:38:05	1	203,4
14	Lewis BROWN		Comtoyoy	AUDI	14:39:37	1	203,4
22	Igor URIEN		Auto Club RC2 Vallés	CUPRA	14:40:02	2	202,6
63	Miguel A ROMERO		Fed. Andaluza de Automovilismo	AUDI	14:40:38	2	202,6
22	Igor URIEN		Auto Club RC2 Vallés	CUPRA	14:43:55	4	201,1
13	Amalia VINYES		Baporo Motorsport	AUDI	14:36:51	0	201,1
41	Victor FERNANDEZ		Auto Club RC2 Vallés	AUDI	14:36:17	0	200,7
27	Scott SUMPTON		ALM Motorsport	HONDA	14:37:56	0	200,0
22	Igor URIEN		Auto Club RC2 Vallés	CUPRA	14:38:09	1	200,0
7	Daniel TKACHENKO		Volcano Motorsport	AUDI	14:36:28	0	199,6
8	Erik ZABALA		Monlau Motorsport	CUPRA	14:42:32	3	199,3
22	Igor URIEN		Auto Club RC2 Vallés	CUPRA	14:36:12	0	199,3
8	Erik ZABALA		Monlau Motorsport	CUPRA	14:40:37	2	198,9
8	Erik ZABALA		Monlau Motorsport	CUPRA	14:38:41	1	198,5
8	Erik ZABALA		Monlau Motorsport	CUPRA	14:44:29	4	197,8
11	Enric BORDAS		Monlau Motorsport	CUPRA	14:36:09	0	197,8
4	Marco AGUILERA		Fed. Andaluza de Automovilismo	PEUGEOT	14:41:24	2	197,4

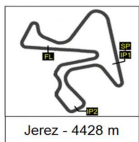


11-12 noviembre 2023

d21

TCR SPAIN Q2 Top Cinco Velocidades Máximas

Piloto	Nat	Equipo	Top Five Vmax					
13 Amalia VINYES		Baporo Motorsport	208,9	208,1	204,9	203,8	201,1	
21 Alex LAHOZ		Comtoyoy	206,5	206,1	206,1	124,1		
27 Scott SUMPTON		ALM Motorsport	206,1	205,7	205,7	203,4	200,0	
30 Alvaro GARCIA		Comtoyoy	205,7	205,3	205,3	147,7		
41 Victor FERNANDEZ		Auto Club RC2 Vallés	205,7	205,3	204,9	200,7	153,6	
11 Enric BORDAS		Monlau Motorsport	205,7	204,5	203,4	197,8		
14 Lewis BROWN		Comtoyoy	205,3	203,4	203,4	196,7	167,4	
7 Daniel TKACHENKO		Volcano Motorsport	203,8	203,4	199,6	138,6	91,5	
22 Igor URIEN		Auto Club RC2 Vallés	202,6	201,1	200,0	199,3	177,9	
63 Miguel A ROMERO		Fed. Andaluza de Automovilismo	202,6	177,6	158,4	141,0		
8 Erik ZABALA		Monlau Motorsport	199,3	198,9	198,5	197,8	184,0	
4 Marco AGUILERA		Fed. Andaluza de Automovilismo	197,4	197,1	193,5	111,7		

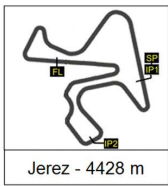


TCR SPAIN RESULTADOS Q1 & Q2

Or	Nº	Cat	Piloto	Equipo	Q1			Q2			Mejor	
					NV	VR	TIEMPO	NV	VR	TIEMPO	NV	TIEMPO
1	11	sj	Enric BORDAS	Monlau Motorsport	6	5	1:53.190	3	3	1:52.085	9	1:52,085
2	27	sj	Scott SUMPTON	ALM Motorsport	8	6	1:53.410	4	2	1:52.557	12	1:52,557
3	7	sj	Daniel TKACHENKO	Volcano Motorsport	7	7	1:54.911	4	3	1:53.230	11	1:53,230
4	14	s	Lewis BROWN	Comtoyoy	3	3	1:53.706	4	4	1:53.332	7	1:53,332
5	21	s	Alex LAHOZ	Comtoyoy	3	3	1:54.654	3	2	1:53.447	6	1:53,447
6	22	s	Igor URIEN	Auto Club RC2 Vallés	4	3	1:54.105	4	3	1:53.457	8	1:53,457
7	41	s	Victor FERNANDEZ	Auto Club RC2 Vallés	7	7	1:54.012	4	2	1:54.045	11	1:54,012
8	63	sj	Miguel A ROMERO	Fed. Andaluza de Automovilismo	3	3	1:54.490	3	3	1:54.222	6	1:54,222
9	30	sj	Alvaro GARCIA	Comtoyoy	3	3	1:53.832	4	3	1:54.507	7	1:53,832
10	13	s	Amalia VINYES	Baporo Motorsport	6	6	1:55.414	5	2	1:54.716	11	1:54,716
11	8	cj	Erik ZABALA	Monlau Motorsport	9	3	1:54.997	4	3	1:55.235	13	1:54,997
12	4	cj	Marco AGUILERA	Fed. Andaluza de Automovilismo	9	3	1:55.241	4	2	1:55.440	13	1:55,241
13	23	c	Miguel VILLACIEROS	Escuderia Baix Empordà	7	4	1:55.439			---	7	1:55,439
14	31	c	Luís GONZALEZ	Motor Club Sabadell	9	4	1:56.842			---	9	1:56,842
15	33	s	Juan F. GASTAÑAGA	A.D. Desguaces La Torre	10	10	2:00.346			---	10	2:00,346
16	10	s	Sergio CASALINS	Volcano Motorsport	3	3	2:01.762			---	3	2:01,762

Resultados publicados a las 15.00 horas
LOS COMISARIOS DEPORTIVOS

Circuito de Jerez, 11 de noviembre de 2023
EL JEFE DE CRONOMETRAJE



d23

11-12 noviembre 2023

TCR Carrera 1 Parrilla de Salida

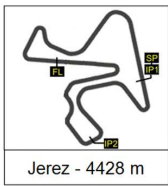


	2	
1	27	Scott SUMPTON
	4	
2	14	Lewis BROWN
	6	
3	22	Igor URIEN
	8	
4	63	Miguel A ROMERO
	10	
5	13	Amalia VINYES
	12	
6	4	Marco AGUILERA
	14	
7	31	Luís GONZALEZ
	16	
8	10	Sergio CASALINS

	1	
11	Enric BORDAS	
	3	
7	Daniel TKACHENKO	
	5	
21	Alex LAHOZ	
	7	
41	Victor FERNANDEZ	
	9	
30	Alvaro GARCIA	
	11	
8	Erik ZABALA	
	13	
23	Miguel VILLACIEROS	
	15	
33	Juan F. GASTAÑAGA	

LOS COMISARIOS DEPORTIVOS

EL JEFE DE CRONOMETRAJE



d24

11-12 noviembre 2023

TCR Carrera 2 Parrilla de Salida Definitiva



		2			1	
1	30	Alvaro GARCIA			13	Amalia VINYES
		4				3
2	41	Victor FERNANDEZ			63	Miguel A ROMERO
		6				5
3	21	Alex LAHOZ			22	Igor URIEN
		8				7
4	27	Scott SUMPTON			14	Lewis BROWN
		10				9
5	8	Erik ZABALA			11	Enric BORDAS
		12				11
6	23	Miguel VILLACIEROS			4	Marco AGUILERA
		14				13
7	33	Juan F GASTAÑAGA			31	Luis Gonzalez
						15
8					10	Sergio CASALINS

#7 Daniel TKACHENKO saldrá a carrera de Pitlane en base a decisión del Colegio de Comisarios Deportivos.

LOS COMISARIOS DEPORTIVOS

EL JEFE DE CRONOMETRAJE