

14 Y 15 OCTUBRE

CIRCUITO DE JEREZ
ÁNGEL NIETO

c23

Supersport NG - Grupo B Entrenamientos Libres 2 Resultados Entrenamientos

CONDICIONES ATMOSFERICAS: **Soleado**

ESTADO DE LA PISTA: **Seca**

Ord.	#	Piloto	Licencia	Club	Marca	NV	VR	Tiempo	Gap	Intv	VMax
1	57	Daniel MUÑOZ	ESP	SP57 RACING TEAM	YAMAHA	15	14	1:43.542	----	----	228,6
2	4	Eric FERNANDEZ	ESP	TEAM SPEED RACING		16	16	1:44.017	0.475	0.475	234,7
3	37	Mauro GONZALEZ	ESP	TEAM SPEED RACING		15	15	1:44.419	0.877	0.402	238,8
4	54	st Jesus RIOS	ESP	MRE TALENT		14	12	1:44.656	1.114	0.237	229,3
5	5	Melvin VD VOORT	NLD	TEAM SWPN	YAMAHA	16	16	1:44.853	1.311	0.197	235,0
6	20	Vincent FALCONE	FRA	TFC RACING	YAMAHA	16	10	1:45.788	2.246	0.935	228,8
7	3	Filip REHACEK	CZE	NEW2 PROJECT	YAMAHA	15	14	1:46.210	2.668	0.422	231,8
8	92	Nil ROIG	ESP	MOTAP RACING TEAM	YAMAHA	11	8	1:46.412	2.870	0.202	225,8
9	19	Joan DIAZ	ESP	I+DENT RACING TEAM		10	10	1:46.719	3.177	0.307	229,1
10	26	st Francisco J. RUIZ	ESP	MDR COMPETICION	YAMAHA	14	12	1:46.803	3.262	0.085	224,4
11	18	st Cesar PARRILLA	ESP	FAU55 RACING - FAMILY C	YAMAHA	15	10	1:46.966	3.424	0.162	231,4
12	39	st Kadir ERBAY	TUR	I+DENT RACING TEAM		16	9	1:47.693	4.151	0.727	225,0
13	71	st Tymur KOSTIN	ESP	SRT	YAMAHA	12	10	1:48.478	4.936	0.785	218,7
14	46	st Francisca RUIZ	ESP	PR46+1 RACING TEAM	YAMAHA	14	14	1:48.639	5.097	0.161	224,7
15	90	Jassim G. AL THANI	QAT	VRC TEAM	YAMAHA	12	4	1:49.688	6.146	1.049	217,2
16	60	st Isaac RUIVINHO	POR	TEAM MOTOCLUBE LOULÉ	KAWASAKI	18	13	1:50.760	7.218	1.072	215,9

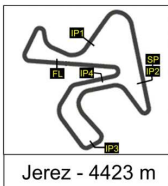
Circuito de Jerez, 13 DE OCTUBRE DE 2023

Hora:	Hora:	RESULTADOS PUBLICADOS A LAS 16:27 HORAS
-------	-------	---

Live Timing: live.crono-jerez.com

Pág 1 de 1





14 Y 15 OCTUBRE

CIRCUITO DE JEREZ
ÁNGEL NIETO

c24

Supersport NG - Grupo B

Entrenamientos Libres Combinados

Resultados Entrenamientos

Ord. #	Piloto	Club	Marca	Neum <u>NVT</u>	Sesion 1			Sesion 2			Mejor Tiempo		
					VR	NV	Tiempo	VR	NV	Tiempo			
1	72	Yeray RUIZ	MDR COMPETICION	YAMAHA	Pirelli 13	12	13	1:43.292	0	0	----	1:43.292	
2	57	Daniel MUÑOZ	SP57 RACING TEAM	YAMAHA	Dunlop 29	14	14	1:43.516	14	15	1:43.542	1:43.516	
3	4	Eric FERNANDEZ	TEAM SPEED RACING		Pirelli 31	12	15	1:43.992	16	16	1:44.017	1:43.992	
4	37	Mauro GONZALEZ	TEAM SPEED RACING		Pirelli 26	11	11	1:44.435	15	15	1:44.419	1:44.419	
5	54 st	Jesus RIOS	MRE TALENT			29	5	15	1:44.896	12	14	1:44.656	1:44.656
6	5	Melvin VD VOORT	TEAM SWPN	YAMAHA	Pirelli 25	4	9	1:45.207	16	16	1:44.853	1:44.853	
7	20	Vincent FALCONE	TFC RACING	YAMAHA	Pirelli 31	8	15	1:46.483	10	16	1:45.788	1:45.788	
8	19	Joan DIAZ	I+DENT RACING TEAM		Pirelli 21	6	11	1:45.789	10	10	1:46.719	1:45.789	
9	3	Filip REHACEK	NEW2 PROJECT	YAMAHA	Pirelli 30	4	15	1:46.129	14	15	1:46.210	1:46.129	
10	92	Nil ROIG	MOTAP RACING TEAM	YAMAHA		24	13	13	1:46.145	8	11	1:46.412	1:46.145
11	26 st	Francisco J. RUIZ	MDR COMPETICION	YAMAHA		27	13	13	1:47.553	12	14	1:46.804	1:46.804
12	18 st	Cesar PARRILLA	FAU55 RACING - FAMILY CASH	YAMAHA	Dunlop 29	6	14	1:47.198	10	15	1:46.966	1:46.966	
13	39 st	Kadir ERBAY	I+DENT RACING TEAM		Pirelli 31	13	15	1:48.376	9	16	1:47.693	1:47.693	
14	17 st	Ruben ROMERO		YAMAHA	Dunlop 5	2	5	1:47.716	0	0	----	1:47.716	
15	71 st	Tymur KOSTIN	SRT	YAMAHA	Pirelli 20	3	8	1:49.045	10	12	1:48.478	1:48.478	
16	46 st	Francisca RUIZ	PR46+1RACING TEAM	YAMAHA		26	5	12	1:49.041	14	14	1:48.639	1:48.639
17	90	Jassim G. AL THANI	VRC TEAM	YAMAHA	Dunlop 25	3	13	1:50.419	4	12	1:49.688	1:49.688	
18	60 st	Isaac RUIVINHO	TEAM MOTOCLUBE LOULÉ	KAWASAK	Dunlop 31	13	13	1:50.961	13	18	1:50.760	1:50.760	

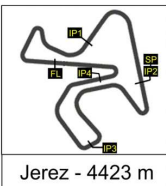
Circuito de Jerez, 13 DE OCTUBRE DE 2023

Hora:	Hora:	RESULTADOS PUBLICADOS A LAS 16:27 HORAS
-------	-------	---

Pág 1 de 1

LiveTiming: live.crono-jerez.com





14 Y 15 OCTUBRE

CIRCUITO DE JEREZ
ANGEL NIETO

c25

Supersport NG Grupos A & B Entrenamientos Libres Combinados Resultados Entrenamientos

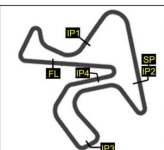
Ord. #	Piloto	Club	Neum	NVT	Sesion 1			Sesion 2			Sesion 3			Sesion 4			Tiempo
					VR	NV	Tiempo	VR	NV	Tiempo	VR	NV	Tiempo	VR	NV	Tiempo	
1	72	Yeray RUIZ	MDR COMPETICION	Pirelli 13	0	0	----	12	13	1:43.292	0	0	----	0	0	----	1:43.292
2	57	Daniel MUÑOZ	SP57 RACING TEAM	Dunlop 29	0	0	----	14	14	1:43.516	0	0	----	14	15	1:43.542	1:43.516
3	25	Andy VERDOIA	ARCO YAMAHA MOTOR UNIVERSITY	Pirelli 27	10	12	1:43.722	0	0	----	8	15	1:43.967	0	0	----	1:43.722
4	43	Simon JESPERSEN	YAMAHA TEAM SCANDINAVIA	24	11	12	1:43.770	0	0	----	12	12	1:44.366	0	0	----	1:43.770
5	4	Eric FERNANDEZ	TEAM SPEED RACING	Pirelli 31	0	0	----	12	15	1:43.992	0	0	----	16	16	1:44.017	1:43.992
6	21	Demis MIHAILA	MOTOXRACING TEAM	Pirelli 27	9	11	1:44.023	0	0	----	10	16	1:44.227	0	0	----	1:44.023
7	83	Juan RODRIGUEZ	I+DENT	Dunlop 21	6	9	1:44.378	0	0	----	12	12	1:44.254	0	0	----	1:44.254
8	37	Mauro GONZALEZ	TEAM SPEED RACING	Pirelli 26	0	0	----	11	11	1:44.435	0	0	----	15	15	1:44.419	1:44.419
9	54 st	Jesus RIOS	MRE TALENT	29	0	0	----	5	15	1:44.896	0	0	----	12	14	1:44.656	1:44.656
10	67	Carlos VALLE	GV RACING	23	8	10	1:44.766	0	0	----	7	13	1:46.133	0	0	----	1:44.766
11	5	Melvin VD VOORT	TEAM SWPN	Pirelli 25	0	0	----	4	9	1:45.207	0	0	----	16	16	1:44.853	1:44.853
12	96 st	Jose L. ARMARIO	SUPERHUGO 44 TEAM	Dunlop 24	4	11	1:45.348	0	0	----	7	13	1:45.718	0	0	----	1:45.348
13	7 st	Manuel ROCCA	ZIVI MOTOR CORSE	Pirelli 28	10	13	1:45.728	0	0	----	9	15	1:46.225	0	0	----	1:45.728
14	20	Vincent FALCONE	TFC RACING	Pirelli 31	0	0	----	8	15	1:46.483	0	0	----	10	16	1:45.788	1:45.788
15	19	Joan DIAZ	I+DENT RACING TEAM	Pirelli 21	0	0	----	6	11	1:45.789	0	0	----	10	10	1:46.719	1:45.789
16	52	Guillem ERILL	DEZA-BOX77 RACING TEAM	Pirelli 29	10	13	1:45.977	0	0	----	16	16	1:46.035	0	0	----	1:45.977
17	34	Harry KHOURI	ANDOTRANS TEAM TORRENTÓ	Dunlop 31	13	13	1:46.046	0	0	----	11	18	1:46.438	0	0	----	1:46.046
18	8	Abdulla N. AL-QUBAISI	ANDOTRANS TEAM TORRENTÓ	Dunlop 28	11	12	1:46.925	0	0	----	16	16	1:46.052	0	0	----	1:46.052
19	31 st	Alberto GARCIA	ADN MOTOS TEAM-ITEVELESA	Dunlop 23	8	10	1:46.676	0	0	----	12	13	1:46.062	0	0	----	1:46.062
20	3	Filip REHACEK	NEW2 PROJECT	Pirelli 30	0	0	----	4	15	1:46.129	0	0	----	14	15	1:46.210	1:46.129
21	92	Nil ROIG	MOTAP RACING TEAM	24	0	0	----	13	13	1:46.145	0	0	----	8	11	1:46.412	1:46.145
22	26 st	Francisco J. RUIZ	MDR COMPETICION	27	0	0	----	13	13	1:47.553	0	0	----	12	14	1:46.804	1:46.804
23	18 st	Cesar PARRILLA	FAU55 RACING - FAMILY CASH	Dunlop 29	0	0	----	6	14	1:47.198	0	0	----	10	15	1:46.966	1:46.966
24	39 st	Kadir ERBAY	I+DENT RACING TEAM	Pirelli 31	0	0	----	13	15	1:48.376	0	0	----	9	16	1:47.693	1:47.693
25	17 st	Ruben ROMERO		Dunlop 5	0	0	----	2	5	1:47.716	0	0	----	0	0	----	1:47.716
26	9 st	Javier DEL OLMO	KAWASAKI PALMETO PL RACING	Dunlop 27	5	13	1:47.721	0	0	----	6	14	1:47.795	0	0	----	1:47.721
27	12	Jose Luis PEREZ	SPEED RACING	28	9	12	1:47.731	0	0	----	8	16	1:47.782	0	0	----	1:47.731
28	81 st	Joan SANTOS	YAMAHA GV STRATOS	Pirelli 26	10	12	1:48.246	0	0	----	13	14	1:48.837	0	0	----	1:48.246
29	47 st	Tibor Erik VARGA	MDR COMPETICIÓN	29	10	12	1:48.444	0	0	----	15	17	1:48.269	0	0	----	1:48.269

LiveTiming: live.crono-jerez.com

Pág 1 de 2

www.crono-jerez.com





Jerez - 4423 m



14 Y 15 OCTUBRE

CIRCUITO DE JEREZ
ÁNGEL NIETO

c25

Supersport NG Grupos A & B Entrenamientos Libres Combinados Resultados Entrenamientos

Ord. #	Piloto	Club	Neum	NVT	Sesion 1			Sesion 2			Sesion 3			Sesion 4			Tiempo	
					VR	NV	Tiempo	VR	NV	Tiempo	VR	NV	Tiempo	VR	NV	Tiempo		
30	53 st	Charly MALTERRE	ILUSION RACING	Dunlop	27	13	13	1:48.429	0	0	----	13	14	1:48.398	0	0	----	1:48.398
31	71 st	Tymur KOSTIN	SRT	Pirelli	20	0	0	----	3	8	1:49.045	0	0	----	10	12	1:48.478	1:48.478
32	46 st	Francisca RUIZ	PR46+1RACING TEAM		26	0	0	----	5	12	1:49.041	0	0	----	14	14	1:48.639	1:48.639
33	73 st	Gonzalo RIBEIRO	LST MOTORSPORT	Dunlop	23	11	12	1:50.463	0	0	----	11	11	1:49.206	0	0	----	1:49.206
34	90	Jassim G. AL THANI	VRC TEAM	Dunlop	25	0	0	----	3	13	1:50.419	0	0	----	4	12	1:49.688	1:49.688
35	13 st	Sergio LOPEZ	DEZA-BOX 77 RACING TEAM	Pirelli	29	7	13	1:50.525	0	0	----	4	16	1:51.348	0	0	----	1:50.525
36	45 st	Afonso CRUZ	ALMA RACING TEAM		25	10	12	1:51.144	0	0	----	11	13	1:50.572	0	0	----	1:50.572
37	60 st	Isaac RUIVINHO	TEAM MOTOCLUBE LOULÉ	Dunlop	31	0	0	----	13	13	1:50.961	0	0	----	13	18	1:50.760	1:50.760
38	41 st	Oscar PAREDES	ADN MOTOS - ITEVELESA	Dunlop	9	4	9	1:51.707	0	0	----	0	0	----	0	0	----	1:51.707

Circuito de Jerez, 13 DE OCTUBRE DE 2023

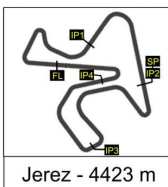
Hora:	Hora:	RESULTADOS PUBLICADOS A LAS 16:27 HORAS
-------	-------	---

LiveTiming: live.crono-jerez.com

Pág 2 de 2

www.crono-jerez.com





14 Y 15 OCTUBRE

CIRCUITO DE JEREZ
ÁNGEL NIETO

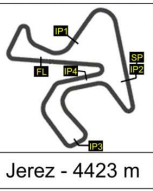
c26

Supersport NG - Grupo B Entrenamientos Libres 2 Vuelta a Vuelta

Vuelta	3	4	5	18	19	20	26	37	39	46	54	57
1	1:52.264	1:56.716	1:51.648	1:52.688	1:53.789	1:51.704	1:51.048	1:48.600	1:53.021	1:59.120	1:52.045	2:02.255
2	1:48.062	1:45.351	1:46.422	1:48.145	1:47.515	1:46.821	1:47.414	1:45.658	1:50.392	1:51.337	1:47.636	1:44.750
3	1:47.863	1:44.740	1:46.259	1:47.241	PIT EXIT	1:46.086	1:46.979	1:45.607	1:49.549	1:50.523	1:45.945	1:44.467
4	1:47.790	1:44.880	1:46.016	1:46.988	1:56.710	1:46.386	1:50.699	1:48.520	1:49.430	1:50.241	1:45.586	1:44.283
5	1:47.436	1:44.925	PIT EXIT	1:47.904	1:47.180	1:46.073	1:47.495	1:45.536	1:49.314	1:50.315	1:46.321	1:44.118
6	PIT EXIT	1:44.760	1:53.686	1:47.451	1:46.916	PIT EXIT	PIT EXIT	1:44.934	PIT EXIT	PIT EXIT	PIT EXIT	1:43.687
7	1:52.966	1:49.924	1:45.735	PIT EXIT	PIT EXIT	1:55.254	2:01.040	1:45.303	1:55.559	1:56.564	1:53.350	PIT EXIT
8	1:46.839	1:47.665	1:45.222	2:01.511	1:53.288	1:46.428	1:48.007	1:49.773	1:47.887	1:50.569	1:45.992	1:48.554
9	1:47.625	1:44.507	1:45.493	1:47.505	1:47.103	1:45.964	1:51.924	1:44.817	1:47.693*	PIT EXIT	1:45.929	1:44.123
10	1:47.377	1:44.577	1:45.192	1:46.966*	1:46.719*	1:45.788*	PIT EXIT	1:45.177	1:48.028	1:59.722	PIT EXIT	1:43.842
11	1:46.906	1:47.240	1:45.151	1:47.242		1:46.227	1:51.591	1:47.613	1:47.986	1:50.518	1:51.190	PIT EXIT
12	1:47.334	PIT EXIT	1:44.964	1:57.758		1:57.570	1:46.803*	PIT EXIT	1:47.986	1:49.612	1:44.656*	1:46.823
13	1:46.526	1:50.696	1:45.397	1:46.969		1:47.212	1:47.358	1:54.727	1:48.110	1:49.531	1:45.008	1:43.802
14	1:46.210*	1:44.026	1:45.325	1:47.304		1:48.644	1:54.888	1:44.799	1:47.803	1:48.639*	1:44.668	1:43.542*
15	1:46.664	1:44.101	1:50.365	2:02.825		1:46.778		1:44.419*	1:48.128			1:43.758
16		1:44.017*	1:44.853*			1:50.940			1:47.763			

Vuelta	60	71	90	92								
1	1:58.018	1:55.224	1:55.924	1:52.154								
2	1:52.071	1:50.054	1:51.659	1:47.055								
3	1:51.632	1:49.946	1:50.425	1:46.885								
4	1:52.193	1:49.176	1:49.688*	1:46.983								
5	1:52.090	1:49.306	1:49.758	1:46.716								
6	1:51.779	1:49.225	1:50.076	PIT EXIT								
7	1:51.985	PIT EXIT	PIT EXIT	1:52.705								
8	1:51.390	1:54.170	1:57.476	1:46.412*								
9	1:51.610	1:49.951	1:51.142	1:48.327								
10	1:51.115	1:48.478*	1:50.656	1:46.922								
11	1:51.211	1:48.641	1:50.074	PIT EXIT								
12	1:51.083	1:49.356	1:50.289									
13	1:50.760*											
14	1:52.639											
15	1:52.738											
16	1:51.205											
17	PIT EXIT											
18	2:02.493											





14 Y 15 OCTUBRE

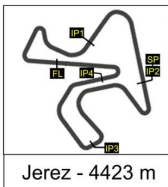
CIRCUITO DE JEREZ
ANGEL NIETO

c27

Supersport NG - Grupo B
Entrenamientos Libres 2
Análisis

Table with columns for Vta, Sector, and Vueltas (3, 4, 5, 18, 19, 20, 26) for riders 1-14. Includes times and status like PIT EXIT.





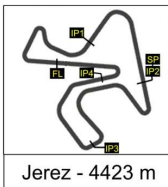
14 Y 15 OCTUBRE

CIRCUITO DE JEREZ
ÁNGEL NIETO

c27

Supersport NG - Grupo B Entrenamientos Libres 2 Análisis

Número	3		4		5		18		19		20		26	
Vta	Sector	Vuelta	Sector	Vuelta	Sector	Vuelta	Sector	Vuelta	Sector	Vuelta	Sector	Vuelta	Sector	Vuelta
15	IP1	26.241	26.241	25.489	25.489	28.657	28.657	26.457	26.457			26.310	26.310	
	IP2	15.927	42.168	15.663	41.152	16.152	44.809	16.016	42.473			15.791	42.101	
	IP3	31.559	1:13.727	30.745	1:11.897	32.355	1:17.164	34.090	1:16.563			31.595	1:13.696	
	FL	32.937	1:46.664	32.204	1:44.101	33.201	1:50.365	46.262	2:02.825			33.082	1:46.778	-----
16	IP1			25.579	25.579	25.821	25.821					28.052	28.052	
	IP2			15.632	41.211	15.729	41.550					16.562	44.614	
	IP3			30.701	1:11.912	30.975	1:12.525					32.345	1:16.959	
	FL		-----	32.105	1:44.017	32.328	1:44.853		-----			33.981	1:50.940	
17	IP1													
	IP2													
	IP3													
	FL				-----		-----						-----	
18	IP1													
	IP2													
	IP3													
	FL													



14 Y 15 OCTUBRE

CIRCUITO DE JEREZ
ÁNGEL NIETO

c27

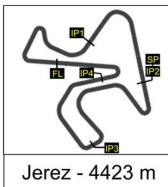
Supersport NG - Grupo B Entrenamientos Libres 2 Análisis

Número	37		39		46		54		57		60		71	
Vta	Sector	Vuelta	Sector	Vuelta	Sector	Vuelta	Sector	Vuelta	Sector	Vuelta	Sector	Vuelta	Sector	Vuelta
15	IP1	25.696	25.696	26.501	26.501					25.477	25.477	27.946	27.946	
	IP2	15.675	41.371	16.382	42.883					15.733	41.210	16.817	44.763	
	IP3	30.867	1:12.238	31.982	1:14.865					30.496	1:11.706	33.348	1:18.111	
	FL	32.181	1:44.419	33.263	1:48.128	-----	-----			32.052	1:43.758	34.627	1:52.738	
16	IP1			26.445	26.445							27.450	27.450	
	IP2			16.239	42.684							16.687	44.137	
	IP3			31.788	1:14.472							32.916	1:17.053	
	FL		-----	33.291	1:47.763						-----	34.152	1:51.205	
17	IP1											28.261	28.261	
	IP2											16.884	45.145	
	IP3											44.645	1:29.790	
	FL				-----							2:10.80	PIT EXIT	
18	IP1											37.040	37.040	
	IP2											16.984	54.024	
	IP3											33.811	1:27.835	
	FL											34.658	2:02.493	

Live Timing: live.crono-jerez.com

Pág 2 de 2





14 Y 15 OCTUBRE

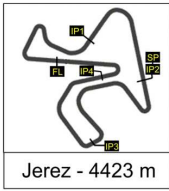
CIRCUITO DE JEREZ
ÁNGEL NIETO

c27

Supersport NG - Grupo B Entrenamientos Libres 2 Análisis

Número	90		92		0		0		0		0		0	
Vta	Sector	Vuelta	Sector	Vuelta	Sector	Vuelta	Sector	Vuelta	Sector	Vuelta	Sector	Vuelta	Sector	Vuelta
1	IP1	30.532	30.532	29.873	29.873									
	IP2	16.959	47.491	16.322	46.195									
	IP3	34.190	1:21.681	31.943	1:18.138									
	FL	34.243	1:55.924	34.016	1:52.154									
2	IP1	27.580	27.580	26.265	26.265									
	IP2	16.588	44.168	16.144	42.409									
	IP3	33.019	1:17.187	31.543	1:13.952									
	FL	34.473	1:51.659	33.103	1:47.055									
3	IP1	27.305	27.305	26.226	26.226									
	IP2	16.484	43.789	16.021	42.247									
	IP3	32.682	1:16.471	31.639	1:13.886									
	FL	33.954	1:50.425	32.999	1:46.885									
4	IP1	26.754	26.754	26.165	26.165									
	IP2	16.377	43.131	16.080	42.245									
	IP3	32.554	1:15.685	31.706	1:13.951									
	FL	34.003	1:49.688	33.032	1:46.983									
5	IP1	26.807	26.807	26.291	26.291									
	IP2	16.350	43.157	16.131	42.422									
	IP3	32.746	1:15.903	31.417	1:13.839									
	FL	33.855	1:49.758	32.877	1:46.716									
6	IP1	26.882	26.882	26.461	26.461									
	IP2	16.472	43.354	16.369	42.830									
	IP3	32.564	1:15.918	31.727	1:14.557									
	FL	34.158	1:50.076	9:30.36	PIT EXIT									
7	IP1	27.561	27.561	32.068	32.068									
	IP2	17.331	44.892	16.134	48.202									
	IP3	33.998	1:18.890	31.590	1:19.792									
	FL	10:20.0	PIT EXIT	32.913	1:52.705									
8	IP1	33.472	33.472	26.196	26.196									
	IP2	16.761	50.233	16.027	42.223									
	IP3	32.825	1:23.058	31.433	1:13.656									
	FL	34.418	1:57.476	32.756	1:46.412									
9	IP1	27.183	27.183	26.149	26.149									
	IP2	16.593	43.776	15.928	42.077									
	IP3	32.960	1:16.736	32.055	1:14.132									
	FL	34.407	1:51.142	34.195	1:48.327									
10	IP1	27.125	27.125	26.216	26.216									
	IP2	16.624	43.749	16.059	42.275									
	IP3	32.825	1:16.574	31.407	1:13.682									
	FL	34.082	1:50.656	33.240	1:46.922									
11	IP1	26.976	26.976	26.279	26.279									
	IP2	16.525	43.501	16.580	42.859									
	IP3	32.555	1:16.056	32.439	1:15.298									
	FL	34.018	1:50.074	4:37.75	PIT EXIT									
12	IP1	26.930	26.930	34.871	34.871									
	IP2	16.504	43.434	16.586	51.457									
	IP3	32.726	1:16.160	46.805	1:38.262									
	FL	34.129	1:50.289		-----									
13	IP1	32.729	32.729											
	IP2	17.156	49.885											
	IP3	33.936	1:23.821											
	FL		-----											
14	IP1													
	IP2													
	IP3													
	FL													





14 Y 15 OCTUBRE

CIRCUITO DE JEREZ
ÁNGEL NIETO

c27

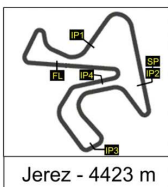
Supersport NG - Grupo B

Entrenamientos Libres 2

Análisis

Número	90		92		0		0		0		0		0	
Vta	Sector	Vuelta	Sector	Vuelta	Sector	Vuelta	Sector	Vuelta	Sector	Vuelta	Sector	Vuelta	Sector	Vuelta
15	IP1													
	IP2													
	IP3													
	FL													
16	IP1													
	IP2													
	IP3													
	FL													
17	IP1													
	IP2													
	IP3													
	FL													
18	IP1													
	IP2													
	IP3													
	FL													





14 Y 15 OCTUBRE

CIRCUITO DE JEREZ
ÁNGEL NIETO

c28

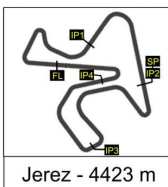
Supersport NG - Grupo B Entrenamientos Libres 2 40 Mejores Vueltas

Dorsal	Piloto	Nat	Equipo	Maq.	Hora	Vuelta	Tiempo
57	Daniel MUÑOZ	ESP	SP57 RACING TEAM	YAMAHA	16:24:11	14	1:43.542
57	Daniel MUÑOZ	ESP	SP57 RACING TEAM	YAMAHA	16:00:47	6	1:43.687
57	Daniel MUÑOZ	ESP	SP57 RACING TEAM	YAMAHA	16:25:55	15	1:43.758
57	Daniel MUÑOZ	ESP	SP57 RACING TEAM	YAMAHA	16:22:27	13	1:43.802
57	Daniel MUÑOZ	ESP	SP57 RACING TEAM	YAMAHA	16:13:58	10	1:43.842
4	Eric FERNANDEZ	ESP	TEAM SPEED RACING		16:25:44	16	1:44.017
4	Eric FERNANDEZ	ESP	TEAM SPEED RACING		16:22:16	14	1:44.026
4	Eric FERNANDEZ	ESP	TEAM SPEED RACING		16:23:60	15	1:44.101
57	Daniel MUÑOZ	ESP	SP57 RACING TEAM	YAMAHA	15:59:03	5	1:44.118
57	Daniel MUÑOZ	ESP	SP57 RACING TEAM	YAMAHA	16:12:14	9	1:44.123
57	Daniel MUÑOZ	ESP	SP57 RACING TEAM	YAMAHA	15:57:19	4	1:44.283
37	Mauro GONZALEZ	ESP	TEAM SPEED RACING		16:25:02	15	1:44.419
57	Daniel MUÑOZ	ESP	SP57 RACING TEAM	YAMAHA	15:55:35	3	1:44.467
4	Eric FERNANDEZ	ESP	TEAM SPEED RACING		16:06:07	9	1:44.507
4	Eric FERNANDEZ	ESP	TEAM SPEED RACING		16:07:51	10	1:44.577
54	Jesus RIOS	ESP	MRE TALENT		16:21:40	12	1:44.656
54	Jesus RIOS	ESP	MRE TALENT		16:25:10	14	1:44.668
4	Eric FERNANDEZ	ESP	TEAM SPEED RACING		15:55:30	3	1:44.740
57	Daniel MUÑOZ	ESP	SP57 RACING TEAM	YAMAHA	15:53:50	2	1:44.750
4	Eric FERNANDEZ	ESP	TEAM SPEED RACING		16:00:44	6	1:44.760
37	Mauro GONZALEZ	ESP	TEAM SPEED RACING		16:23:17	14	1:44.799
37	Mauro GONZALEZ	ESP	TEAM SPEED RACING		16:06:06	9	1:44.817
5	Melvin VD VOORT	NLD	TEAM SWPN	YAMAHA	16:26:39	16	1:44.853
4	Eric FERNANDEZ	ESP	TEAM SPEED RACING		15:57:15	4	1:44.880
4	Eric FERNANDEZ	ESP	TEAM SPEED RACING		15:58:60	5	1:44.925
37	Mauro GONZALEZ	ESP	TEAM SPEED RACING		16:00:46	6	1:44.934
5	Melvin VD VOORT	NLD	TEAM SWPN	YAMAHA	16:19:33	12	1:44.964
54	Jesus RIOS	ESP	MRE TALENT		16:23:25	13	1:45.008
5	Melvin VD VOORT	NLD	TEAM SWPN	YAMAHA	16:17:48	11	1:45.151
37	Mauro GONZALEZ	ESP	TEAM SPEED RACING		16:07:51	10	1:45.177
5	Melvin VD VOORT	NLD	TEAM SWPN	YAMAHA	16:16:03	10	1:45.192
5	Melvin VD VOORT	NLD	TEAM SWPN	YAMAHA	16:12:33	8	1:45.222
37	Mauro GONZALEZ	ESP	TEAM SPEED RACING		16:02:31	7	1:45.303
5	Melvin VD VOORT	NLD	TEAM SWPN	YAMAHA	16:23:04	14	1:45.325
4	Eric FERNANDEZ	ESP	TEAM SPEED RACING		15:53:45	2	1:45.351
5	Melvin VD VOORT	NLD	TEAM SWPN	YAMAHA	16:21:19	13	1:45.397
5	Melvin VD VOORT	NLD	TEAM SWPN	YAMAHA	16:14:18	9	1:45.493
37	Mauro GONZALEZ	ESP	TEAM SPEED RACING		15:59:01	5	1:45.536
54	Jesus RIOS	ESP	MRE TALENT		15:57:22	4	1:45.586
37	Mauro GONZALEZ	ESP	TEAM SPEED RACING		15:55:27	3	1:45.607

Live Timing: live.crono-jerez.com

Pág 1 de 1





14 Y 15 OCTUBRE

CIRCUITO DE JEREZ
ÁNGEL NIETO

c29

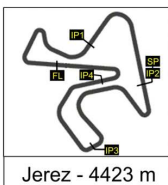
Supersport NG - Grupo B Entrenamientos Libres 2 Top Cinco Vueltas

Piloto	Nat	Equipo	Top Five Laps				
57 Daniel MUÑOZ	ESP	SP57 RACING TEAM	1:43.542	1:43.687	1:43.758	1:43.802	1:43.842
4 Eric FERNANDEZ	ESP	TEAM SPEED RACING	1:44.017	1:44.026	1:44.101	1:44.507	1:44.577
37 Mauro GONZALEZ	ESP	TEAM SPEED RACING	1:44.419	1:44.799	1:44.817	1:44.934	1:45.177
54 Jesus RIOS	ESP	MRE TALENT	1:44.656	1:44.668	1:45.008	1:45.586	1:45.929
5 Melvin VD VOORT	NLD	TEAM SWPN	1:44.853	1:44.964	1:45.151	1:45.192	1:45.222
20 Vincent FALCONE	FRA	TFC RACING	1:45.788	1:45.964	1:46.073	1:46.086	1:46.227
3 Filip REHACEK	CZE	NEW2 PROJECT	1:46.210	1:46.526	1:46.664	1:46.839	1:46.906
92 Nil ROIG	ESP	MOTAP RACING TEAM	1:46.412	1:46.716	1:46.885	1:46.922	1:46.983
19 Joan DIAZ	ESP	I+DENT RACING TEAM	1:46.719	1:46.916	1:47.103	1:47.180	1:47.515
26 Francisco J. RUIZ	ESP	MDR COMPETICION	1:46.803	1:46.979	1:47.358	1:47.414	1:47.495
18 Cesar PARRILLA	ESP	FAU55 RACING - FAMILY CASH	1:46.966	1:46.969	1:46.988	1:47.241	1:47.242
39 Kadir ERBAY	TUR	I+DENT RACING TEAM	1:47.693	1:47.763	1:47.803	1:47.887	1:47.986
71 Tymur KOSTIN	ESP	SRT	1:48.478	1:48.641	1:49.176	1:49.225	1:49.306
46 Francisca RUIZ	ESP	PR46+1RACING TEAM	1:48.639	1:49.531	1:49.612	1:50.241	1:50.315
90 Jassim G. AL THANI	QAT	VRC TEAM	1:49.688	1:49.758	1:50.074	1:50.076	1:50.289
60 Isaac RUIVINHO	POR	TEAM MOTOCLUBE LOULÉ	1:50.760	1:51.083	1:51.115	1:51.205	1:51.211

Live Timing: live.crono-jerez.com

Pág 1 de 1





14 Y 15 OCTUBRE

CIRCUITO DE JEREZ
ÁNGEL NIETO

c30

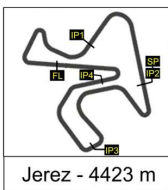
Supersport NG - Grupo B Entrenamientos Libres 2 40 Mejores Velocidades Máximas

Dorsal	Piloto	Nat	Equipo	Maq.	Hora	Vuelta	Vmax
37	Mauro GONZALEZ	ESP	TEAM SPEED RACING		16:08:35	10	238,8
37	Mauro GONZALEZ	ESP	TEAM SPEED RACING		15:59:42	5	238,0
37	Mauro GONZALEZ	ESP	TEAM SPEED RACING		16:22:14	13	236,6
37	Mauro GONZALEZ	ESP	TEAM SPEED RACING		16:23:59	14	236,6
37	Mauro GONZALEZ	ESP	TEAM SPEED RACING		15:52:37	1	235,9
37	Mauro GONZALEZ	ESP	TEAM SPEED RACING		15:57:57	4	235,7
37	Mauro GONZALEZ	ESP	TEAM SPEED RACING		16:05:02	8	235,6
37	Mauro GONZALEZ	ESP	TEAM SPEED RACING		15:56:09	3	235,1
5	Melvin VD VOORT	NLD	TEAM SWPN	YAMAHA	16:18:30	11	235,0
37	Mauro GONZALEZ	ESP	TEAM SPEED RACING		15:54:23	2	234,8
4	Eric FERNANDEZ	ESP	TEAM SPEED RACING		15:54:27	2	234,7
37	Mauro GONZALEZ	ESP	TEAM SPEED RACING		16:01:27	6	234,6
4	Eric FERNANDEZ	ESP	TEAM SPEED RACING		16:19:28	12	234,5
37	Mauro GONZALEZ	ESP	TEAM SPEED RACING		15:50:51	0	234,2
4	Eric FERNANDEZ	ESP	TEAM SPEED RACING		16:24:41	15	234,0
37	Mauro GONZALEZ	ESP	TEAM SPEED RACING		16:10:21	11	233,7
37	Mauro GONZALEZ	ESP	TEAM SPEED RACING		16:20:24	12	233,7
4	Eric FERNANDEZ	ESP	TEAM SPEED RACING		15:56:11	3	233,6
4	Eric FERNANDEZ	ESP	TEAM SPEED RACING		16:05:04	8	233,6
4	Eric FERNANDEZ	ESP	TEAM SPEED RACING		16:21:13	13	233,5
37	Mauro GONZALEZ	ESP	TEAM SPEED RACING		16:06:47	9	233,5
4	Eric FERNANDEZ	ESP	TEAM SPEED RACING		16:22:57	14	233,3
4	Eric FERNANDEZ	ESP	TEAM SPEED RACING		15:59:41	5	233,1
37	Mauro GONZALEZ	ESP	TEAM SPEED RACING		16:03:13	7	232,9
5	Melvin VD VOORT	NLD	TEAM SWPN	YAMAHA	16:25:36	15	232,6
4	Eric FERNANDEZ	ESP	TEAM SPEED RACING		16:03:16	7	232,5
5	Melvin VD VOORT	NLD	TEAM SWPN	YAMAHA	15:52:45	1	232,4
5	Melvin VD VOORT	NLD	TEAM SWPN	YAMAHA	16:07:57	5	232,4
5	Melvin VD VOORT	NLD	TEAM SWPN	YAMAHA	15:56:18	3	232,1
4	Eric FERNANDEZ	ESP	TEAM SPEED RACING		15:57:56	4	232,1
4	Eric FERNANDEZ	ESP	TEAM SPEED RACING		16:06:48	9	232,1
5	Melvin VD VOORT	NLD	TEAM SWPN	YAMAHA	15:58:04	4	232,0
5	Melvin VD VOORT	NLD	TEAM SWPN	YAMAHA	16:13:14	8	232,0
3	Filip REHACEK	CZE	NEW2 PROJECT	YAMAHA	15:56:30	3	231,8
5	Melvin VD VOORT	NLD	TEAM SWPN	YAMAHA	16:20:15	12	231,7
18	Cesar PARRILLA	ESP	FAU55 RACING - FAMILY CASH	YAMAHA	16:24:09	14	231,4
5	Melvin VD VOORT	NLD	TEAM SWPN	YAMAHA	16:22:00	13	231,0
5	Melvin VD VOORT	NLD	TEAM SWPN	YAMAHA	15:50:58	0	230,7
5	Melvin VD VOORT	NLD	TEAM SWPN	YAMAHA	16:11:29	7	230,7
3	Filip REHACEK	CZE	NEW2 PROJECT	YAMAHA	16:24:34	14	230,7

Live Timing: live.crono-jerez.com

Pág 1 de 1





14 Y 15 OCTUBRE

CIRCUITO DE JEREZ
ÁNGEL NIETO

c31

Supersport NG - Grupo B

Entrenamientos Libres 2

Top Cinco Velocidades Máximas

Piloto	Nat	Equipo	Top Five Vmax				
37 Mauro GONZALEZ	ESP	TEAM SPEED RACING	238,8	238,0	236,6	236,6	235,9
5 Melvin VD VOORT	NLD	TEAM SWPN	235,0	232,6	232,4	232,4	232,1
4 Eric FERNANDEZ	ESP	TEAM SPEED RACING	234,7	234,5	234,0	233,6	233,6
3 Filip REHACEK	CZE	NEW2 PROJECT	231,8	230,7	230,6	230,3	229,1
18 Cesar PARRILLA	ESP	FAU55 RACING - FAMILY CASH	231,4	228,2	227,9	226,9	226,3
54 Jesus RIOS	ESP	MRE TALENT	229,3	228,7	226,7	226,6	226,6
19 Joan DIAZ	ESP	I+DENT RACING TEAM	229,1	228,3	227,8	227,8	227,3
20 Vincent FALCONE	FRA	TFC RACING	228,8	228,0	227,8	227,4	227,4
57 Daniel MUÑOZ	ESP	SP57 RACING TEAM	228,6	228,2	227,3	227,1	226,5
92 Nil ROIG	ESP	MOTAP RACING TEAM	225,8	225,2	225,0	224,2	224,1
39 Kadir ERBAY	TUR	I+DENT RACING TEAM	225,0	224,4	224,3	223,0	222,4
46 Francisca RUIZ	ESP	PR46+1RACING TEAM	224,7	224,6	224,3	224,2	224,1
26 Francisco J. RUIZ	ESP	MDR COMPETICION	224,4	222,5	222,3	221,9	221,4
71 Tymur KOSTIN	ESP	SRT	218,7	218,4	218,1	217,7	217,0
90 Jassim G. AL THANI	QAT	VRC TEAM	217,2	217,2	216,4	216,2	215,9
60 Isaac RUIVINHO	POR	TEAM MOTOCLUBE LOULÉ	215,9	215,7	215,7	215,6	215,4