

a8

20-22 octubre 2023

## Super 7 420R Qualifying Practice RESULTS

CONDICIONES ATMOSFERICAS: **Nublado**ESTADO DE LA PISTA: **Seca**

Ord.	#	Piloto	Licencia	Club	Marca	NV	VR	Tiempo	Gap	Intv	VMax	
1	6	pro	Tomás GUEDES	POR	Speedy Motorsport	Caterham	4	3	<b>1:57.154</b>	----	----	<b>191,8</b>
2	71	pro	Alex AREIA	POR	Speedy Motorsport	Caterham	5	3	<b>1:57.249</b>	0.096	0.096	<b>197,1</b>
3	7	pro	Diogo TAVARES	POR	CRM Motorsport	Caterham	5	3	<b>1:57.876</b>	0.722	0.626	<b>200,2</b>
4	69	pro	André CORREIA	POR	André Vilar Pneus	Caterham	5	4	<b>1:58.083</b>	0.929	0.207	<b>198,5</b>
5	28	pro	Lourenço MONTEIRO	POR	Speedy Motorsport	Caterham	5	4	<b>1:58.124</b>	0.971	0.042	<b>198,0</b>
6	62	pro	J. J. MAGALHAES	POR	Teaam Nuoorde	Caterham	5	2	<b>1:58.452</b>	1.298	0.327	<b>191,7</b>
7	59	-	Andy McMILLAN	GBR	McMillan Motorsport	Caterham	6	3	<b>1:58.674</b>	1.520	0.222	<b>192,5</b>
8	44	pro	Nuno AFONSO	POR	ADESS	Caterham	5	4	<b>1:58.811</b>	1.657	0.137	<b>190,4</b>
9	52	pro	António CORREIA	POR	Speedy Motorsport	Caterham	5	2	<b>1:59.044</b>	1.891	0.234	<b>187,2</b>
10	120	-	Gary SMITH	GBR	McMillan Motorsport	Caterham	6	4	<b>1:59.102</b>	1.948	0.057	<b>191,5</b>
11	26	pro	Miguel LOBO	POR	ZOME Racing Team	Caterham	5	4	<b>1:59.296</b>	2.142	0.194	<b>194,5</b>
12	119	-	Mark STANSFIELD	GBR	McMillan Motorsport	Caterham	6	5	<b>1:59.392</b>	2.238	0.096	<b>194,6</b>
13	123	pro	Diogo COSTA	POR	Teaam Nuoorde	Caterham	4	4	<b>1:59.428</b>	2.274	0.036	<b>192,2</b>
14	125	-	Jay McCORMACK	GBR	McMillan Motorsport	Caterham	6	3	<b>1:59.458</b>	2.304	0.030	<b>193,1</b>
15	46	pro	Nélson GOMES	POR	Speedy Motorsport	Caterham	5	2	<b>1:59.857</b>	2.703	0.399	<b>197,3</b>
16	114	cha	Mark FARMER	GBR	RS Motorsport	Caterham	6	4	<b>1:59.949</b>	2.795	0.092	<b>194,5</b>
17	55	-	Russ OLIVANT	GBR	Independent	Caterham	6	5	<b>2:00.189</b>	3.035	0.240	<b>188,8</b>
18	14	gen	Bruno KNUDSEN	POR	CRM Motorsport	Caterham	6	4	<b>2:00.259</b>	3.105	0.070	<b>198,6</b>
19	68	sp	Ian DYBLE	GBR	McMillan Motorsport	Caterham	6	5	<b>2:00.736</b>	3.582	0.477	<b>190,9</b>
20	64	cha	Gary TOOTELL	GBR	McMillan Motorsport	Caterham	6	2	<b>2:00.799</b>	3.645	0.063	<b>194,9</b>
21	32	-	Lewis TOOTELL	GBR	McMillan Motorsport	Caterham	5	3	<b>2:01.547</b>	4.393	0.748	<b>194,5</b>
22	39	cha	Mark DRAIN	GBR	McMillan Motorsport	Caterham	6	4	<b>2:02.132</b>	4.978	0.585	<b>190,7</b>
23	19	gen	Duarte LISBOA	POR	Teaam Nuoorde	Caterham	5	3	<b>2:02.458</b>	5.304	0.326	<b>192,6</b>
24	34	gen	Daniel AZEVEDO	POR	Speedy Motorsport	Caterham	5	3	<b>2:02.693</b>	5.540	0.236	<b>194,2</b>
25	47	gen	Piero DAL MASO	POR	CRM Motorsport	Caterham	5	4	<b>2:02.832</b>	5.678	0.138	<b>191,4</b>
26	37	cha	Tom OVERTON	GBR	McMillan Motorsport	Caterham	5	4	<b>2:02.955</b>	5.801	0.123	<b>192,3</b>
27	72	-	Martin AMISON	GBR	McMillan Motorsport	Caterham	5	2	<b>2:03.466</b>	6.312	0.511	<b>194,0</b>
28	53	cha	Matt WELCH	GBR	McMillan Motorsport	Caterham	5	3	<b>2:03.988</b>	6.834	0.522	<b>190,1</b>
29	150	sp	Declan DOLAN	GBR	McMillan Motorsport	Caterham	5	5	<b>2:04.210</b>	7.056	0.222	<b>193,3</b>
30	112	gen	José Kol ALMEIDA	POR	BCM Sports	Caterham	5	3	<b>2:04.223</b>	7.069	0.013	<b>190,2</b>

Circuito de Jerez, 21 DE OCTUBRE DE 2023

STEWARDS	RACE DIRECTOR	TIMEKEEPER
Hora:	Hora:	RESULTADOS PUBLICADOS A LAS 09:32 HORAS



a9

20-22 octubre 2023

## Super 7 420R Qualifying Practice LAP BY LAP

Vuelta	6	7	14	19	26	28	32	34	37	39	44	46
1	2:05.560	2:09.522	2:13.486	2:29.472	2:31.602	2:10.764	2:10.737	2:31.044	2:15.241	2:09.677	2:27.737	2:32.615
2	1:57.347	1:59.682	2:03.036	2:03.914	2:00.041	2:06.862	2:02.168	2:09.115	2:03.315	2:03.324	1:59.777	1:59.857*
3	1:57.154*	1:57.876*	2:00.796	2:02.458*	1:59.968	1:58.840	2:01.547*	2:02.693*	2:04.901	2:02.602	2:00.057	2:03.145
4	2:06.727	1:58.693	2:00.259*	2:06.720	1:59.296*	1:58.124*	2:04.739	2:12.334	2:02.955*	2:02.132*	1:58.811*	2:00.276
5		1:58.191	2:00.417	2:02.765	2:01.071	2:43.202	2:13.294	2:02.707	2:04.906	2:03.379	3:56.990	2:16.059
6			2:00.442							2:04.303		

Vuelta	47	52	53	55	59	62	64	68	69	71	72	112
1	2:32.048	2:32.498	2:32.725	2:10.452	2:07.934	2:32.441	2:08.821	2:12.112	2:10.313	2:10.723	2:15.809	2:21.014
2	2:07.924	1:59.044*	2:05.809	2:00.956	1:59.515	1:58.452*	2:00.799*	2:02.977	1:58.780	2:08.318	2:03.466*	VUELTA
3	2:03.871	2:01.751	2:03.988*	2:00.522	1:58.674*	PIT EXIT	2:01.128	2:00.807	2:08.133	1:57.249*	2:04.400	2:04.223*
4	2:02.832*	2:00.544	2:07.958	2:01.423	2:02.344	2:01.701	2:00.942	2:01.777	1:58.083*	2:13.065	2:03.820	2:05.961
5	2:04.154	2:08.681	2:05.537	2:00.189*	2:04.309	2:05.462	2:01.490	2:00.736*	2:41.611	2:28.474	2:04.522	2:04.612
6				2:01.756	2:06.824		2:01.886	2:01.611				

Vuelta	114	119	120	123	125	150						
1	2:12.903	2:07.863	2:09.894	2:34.264	2:07.600	2:29.740						
2	2:00.269	2:00.075	1:59.848	2:02.082	2:01.104	2:04.954						
3	2:00.962	2:00.286	1:59.649	1:59.940	1:59.458*	2:04.312						
4	1:59.949*	2:07.434	1:59.102*	1:59.428*	1:59.954	2:09.044						
5	2:18.064	1:59.392*	2:01.529		2:00.143	2:04.210*						
6	2:15.965	1:59.862	1:59.576		2:00.996							



20-22 octubre 2023

1  
a10

## Super 7 420R Qualifying Practice ANALYSIS

Número	6		7		14		19		26		28		32		
	Sector	Vuelta	Sector	Vuelta	Sector	Vuelta	Sector	Vuelta	Sector	Vuelta	Sector	Vuelta	Sector	Vuelta	
1	IP1	51.712	51.712	54.086	54.086	54.238	54.238	1:02.45	1:02.454	1:04.02	1:04.024	52.581	52.581	53.492	53.492
	IP2	34.263	1:25.975	34.305	1:28.391	37.203	1:31.441	39.782	1:42.236	37.385	1:41.409	34.442	1:27.023	35.722	1:29.214
	FL	39.585	<b>2:05.560</b>	41.132	<b>2:09.522</b>	42.046	<b>2:13.486</b>	47.236	<b>2:29.472</b>	50.193	<b>2:31.602</b>	43.741	<b>2:10.764</b>	41.523	<b>2:10.737</b>
2	IP1	<b>44.941</b>	<b>44.941</b>	45.935	45.935	46.725	46.725	46.962	46.962	46.016	46.016	45.296	45.296	46.283	46.283
	IP2	33.032	1:17.973	34.096	1:20.031	35.097	1:21.822	34.941	1:21.903	33.914	1:19.930	<b>32.971</b>	<b>1:18.267</b>	35.054	1:21.337
	FL	39.374	<b>1:57.347</b>	<b>39.651</b>	<b>1:59.682</b>	41.214	<b>2:03.036</b>	42.011	<b>2:03.914</b>	<b>40.111</b>	<b>2:00.041</b>	48.595	<b>2:06.862</b>	40.831	<b>2:02.168</b>
3	IP1	45.015	45.015	<b>44.838</b>	<b>44.838</b>	45.870	45.870	<b>46.502</b>	<b>46.502</b>	45.438	45.438	45.385	45.385	46.176	46.176
	IP2	<b>32.803</b>	<b>1:17.818</b>	<b>33.304</b>	<b>1:18.142</b>	<b>33.935</b>	1:19.805	<b>34.703</b>	<b>1:21.205</b>	33.955	1:19.393	33.593	1:18.978	<b>34.221</b>	<b>1:20.397</b>
	FL	<b>39.336</b>	<b>1:57.154</b>	39.734	<b>1:57.876</b>	40.991	<b>2:00.796</b>	<b>41.253</b>	<b>2:02.458</b>	40.575	<b>1:59.968</b>	39.862	<b>1:58.840</b>	41.150	<b>2:01.547</b>
4	IP1	45.755	45.755	45.092	45.092	45.836	45.836	47.385	47.385	<b>45.244</b>	<b>45.244</b>	45.179	45.179	47.151	47.151
	IP2	36.574	1:22.329	33.514	1:18.606	34.289	1:20.125	35.090	1:22.475	<b>33.860</b>	<b>1:19.104</b>	33.460	1:18.639	37.326	1:24.477
	FL	44.398	<b>2:06.727</b>	40.087	<b>1:58.693</b>	<b>40.134</b>	<b>2:00.259</b>	44.245	<b>2:06.720</b>	40.192	<b>1:59.296</b>	<b>39.486</b>	<b>1:58.124</b>	<b>40.262</b>	<b>2:04.739</b>
5	IP1	45.032	45.032	44.989	44.989	45.764	45.764	46.581	46.581	45.615	45.615	48.728	48.728	<b>45.999</b>	<b>45.999</b>
	IP2	33.104	1:18.136	33.405	1:18.394	34.047	1:19.811	34.918	1:21.499	34.249	1:19.864	41.376	1:30.104	35.949	1:21.948
	FL	-----	-----	39.797	<b>1:58.191</b>	40.607	<b>2:00.417</b>	41.266	<b>2:02.765</b>	41.207	<b>2:01.071</b>	1:13.09	<b>2:43.202</b>	51.346	<b>2:13.294</b>
6	IP1	-----	-----	45.067	45.067	<b>45.650</b>	<b>45.650</b>	46.688	46.688	45.779	45.779	<b>45.031</b>	<b>45.031</b>	46.679	46.679
	IP2	-----	-----	33.475	1:18.542	34.020	<b>1:19.670</b>	34.825	1:21.513	34.053	1:19.832	34.300	1:19.331	38.316	1:24.995
	FL	-----	-----	40.772	<b>2:00.442</b>	-----	-----	-----	-----	-----	-----	-----	-----	-----	-----



20-22 octubre 2023

2  
a10

## Super 7 420R Qualifying Practice ANALYSIS

Número	34		37		39		44		46		47		52		
	Sector	Vuelta	Sector	Vuelta	Sector	Vuelta	Sector	Vuelta	Sector	Vuelta	Sector	Vuelta	Sector	Vuelta	
1	IP1	1:02.16	1:02.165	55.358	55.358	52.160	52.160	1:00.46	1:00.464	1:04.76	1:04.763	1:05.77	1:05.777	1:03.11	1:03.117
	IP2	38.766	1:40.931	37.060	1:32.418	35.716	1:27.876	36.078	1:36.542	37.938	1:42.701	39.602	1:45.379	38.020	1:41.137
	FL	50.113	<b>2:31.044</b>	42.823	<b>2:15.241</b>	41.801	<b>2:09.677</b>	51.195	<b>2:27.737</b>	49.914	<b>2:32.615</b>	46.669	<b>2:32.048</b>	51.362	<b>2:32.498</b>
2	IP1	47.827	47.827	47.223	47.223	46.976	46.976	46.019	46.019	45.817	45.817	50.034	50.034	<b>45.723</b>	<b>45.723</b>
	IP2	38.122	1:25.949	<b>34.767</b>	<b>1:21.990</b>	35.022	1:21.998	<b>33.663</b>	1:19.682	34.219	<b>1:20.036</b>	36.041	1:26.075	<b>33.311</b>	<b>1:19.034</b>
	FL	43.166	<b>2:09.115</b>	41.326	<b>2:03.315</b>	41.326	<b>2:03.324</b>	40.096	<b>1:59.777</b>	<b>39.821</b>	<b>1:59.857</b>	41.850	<b>2:07.924</b>	<b>40.011</b>	<b>1:59.044</b>
3	IP1	47.070	47.070	47.979	47.979	47.029	47.029	45.871	45.871	48.408	48.408	46.869	46.869	47.051	47.051
	IP2	34.641	<b>1:21.711</b>	35.227	1:23.206	34.564	1:21.593	33.793	1:19.664	34.620	1:23.028	35.392	1:22.261	33.920	1:20.971
	FL	40.983	<b>2:02.693</b>	41.695	<b>2:04.901</b>	41.009	<b>2:02.602</b>	40.393	<b>2:00.057</b>	40.117	<b>2:03.145</b>	41.610	<b>2:03.871</b>	40.780	<b>2:01.751</b>
4	IP1	<b>46.460</b>	<b>46.460</b>	<b>47.195</b>	<b>47.195</b>	46.411	46.411	<b>45.345</b>	<b>45.345</b>	46.187	46.187	<b>46.528</b>	<b>46.528</b>	45.825	45.825
	IP2	35.763	1:22.223	34.939	1:22.134	34.776	1:21.187	33.685	<b>1:19.030</b>	<b>33.876</b>	1:20.063	<b>35.120</b>	<b>1:21.648</b>	34.067	1:19.892
	FL	50.111	<b>2:12.334</b>	<b>40.821</b>	<b>2:02.955</b>	40.945	<b>2:02.132</b>	<b>39.781</b>	<b>1:58.811</b>	40.214	<b>2:00.276</b>	<b>41.184</b>	<b>2:02.832</b>	40.652	<b>2:00.544</b>
5	IP1	47.191	47.191	47.284	47.284	46.978	46.978	53.228	53.228	46.438	46.438	46.543	46.543	47.191	47.191
	IP2	<b>34.603</b>	1:21.794	35.019	1:22.303	35.588	1:22.566	1:03.97	1:57.201	34.554	1:20.992	35.638	1:22.181	34.363	1:21.554
	FL	<b>40.913</b>	<b>2:02.707</b>	42.603	<b>2:04.906</b>	<b>40.814</b>	<b>2:03.379</b>	1:59.78	<b>3:56.990</b>	55.067	<b>2:16.059</b>	41.973	<b>2:04.154</b>	47.127	<b>2:08.681</b>
6	IP1	46.497	46.497	47.323	47.323	<b>46.301</b>	<b>46.301</b>	1:17.48	1:17.489	<b>45.668</b>	<b>45.668</b>	49.914	49.914	46.596	46.596
	IP2	39.558	1:26.055	36.954	1:24.277	<b>34.416</b>	<b>1:20.717</b>	50.719	2:08.208	34.710	1:20.378	36.299	1:26.213	36.903	1:23.499
	FL	-----	-----	-----	-----	43.586	<b>2:04.303</b>	-----	-----	-----	-----	-----	-----	-----	-----

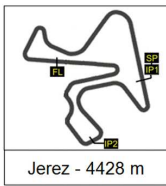


20-22 octubre 2023

3  
a10

## Super 7 420R Qualifying Practice ANALYSIS

Número	53		55		59		62		64		68		69		
	Sector	Vuelta	Sector	Vuelta	Sector	Vuelta	Sector	Vuelta	Sector	Vuelta	Sector	Vuelta	Sector	Vuelta	
1	IP1	1:03.34	1:03.345	53.993	53.993	52.446	52.446	1:03.99	1:03.997	52.105	52.105	53.213	53.213	52.636	52.636
	IP2	38.881	1:42.226	35.357	1:29.350	34.625	1:27.071	35.301	1:39.298	35.575	1:27.680	36.734	1:29.947	35.608	1:28.244
	FL	50.499	<b>2:32.725</b>	41.102	<b>2:10.452</b>	40.863	<b>2:07.934</b>	53.143	<b>2:32.441</b>	41.141	<b>2:08.821</b>	42.165	<b>2:12.112</b>	42.069	<b>2:10.313</b>
2	IP1	47.864	47.864	46.071	46.071	45.892	45.892	<b>45.235</b>	<b>45.235</b>	46.270	46.270	47.306	47.306	45.343	45.343
	IP2	36.094	1:23.958	34.367	1:20.438	33.603	1:19.495	<b>33.195</b>	<b>1:18.430</b>	<b>33.994</b>	<b>1:20.264</b>	34.918	1:22.224	<b>33.261</b>	1:18.604
	FL	41.852	<b>2:05.809</b>	40.519	<b>2:00.956</b>	40.020	<b>1:59.515</b>	<b>40.022</b>	<b>1:58.452</b>	40.535	<b>2:00.799</b>	40.753	<b>2:02.977</b>	40.176	<b>1:58.780</b>
3	IP1	47.280	47.280	45.898	45.898	<b>45.347</b>	<b>45.347</b>	48.168	48.168	<b>45.781</b>	<b>45.781</b>	46.159	46.159	53.245	53.245
	IP2	<b>35.019</b>	<b>1:22.299</b>	34.045	1:19.943	33.742	1:19.089	34.427	1:22.595	34.874	1:20.655	34.248	1:20.407	34.587	1:27.832
	FL	<b>41.689</b>	<b>2:03.988</b>	40.579	<b>2:00.522</b>	<b>39.585</b>	<b>1:58.674</b>	2:01.81	PIT EXIT	<b>40.473</b>	<b>2:01.128</b>	<b>40.400</b>	<b>2:00.807</b>	40.301	<b>2:08.133</b>
4	IP1	47.454	47.454	46.687	46.687	45.434	45.434	47.401	47.401	46.089	46.089	<b>45.947</b>	<b>45.947</b>	<b>44.890</b>	<b>44.890</b>
	IP2	35.512	1:22.966	34.251	1:20.938	<b>33.558</b>	<b>1:18.992</b>	33.266	1:20.667	34.187	1:20.276	34.640	1:20.587	33.330	<b>1:18.220</b>
	FL	44.992	<b>2:07.958</b>	40.486	<b>2:01.423</b>	43.352	<b>2:02.344</b>	41.034	<b>2:01.701</b>	40.666	<b>2:00.942</b>	41.190	<b>2:01.777</b>	<b>39.863</b>	<b>1:58.083</b>
5	IP1	47.552	47.552	<b>45.727</b>	<b>45.727</b>	50.106	50.106	45.800	45.800	46.405	46.405	46.035	46.035	45.701	45.701
	IP2	35.833	1:23.385	<b>34.020</b>	<b>1:19.747</b>	33.657	1:23.763	37.546	1:23.346	34.275	1:20.680	<b>34.106</b>	<b>1:20.141</b>	42.224	1:27.925
	FL	42.152	<b>2:05.537</b>	<b>40.442</b>	<b>2:00.189</b>	40.546	<b>2:04.309</b>	42.116	<b>2:05.462</b>	40.810	<b>2:01.490</b>	40.595	<b>2:00.736</b>	1:13.68	<b>2:41.611</b>
6	IP1	<b>47.268</b>	<b>47.268</b>	45.812	45.812	46.191	46.191	1:04.41	1:04.414	46.376	46.376	46.218	46.218	45.042	45.042
	IP2	36.457	1:23.725	34.843	1:20.655	39.900	1:26.091	46.672	1:51.086	34.438	1:20.814	34.196	1:20.414	34.933	1:19.975
	FL	-----	-----	41.101	<b>2:01.756</b>	40.733	<b>2:06.824</b>	-----	-----	41.072	<b>2:01.886</b>	41.197	<b>2:01.611</b>	-----	-----



20-22 octubre 2023

4  
a10

## Super 7 420R Qualifying Practice ANALYSIS

Número	71		72		112		114		119		120		123		
	Vta	Sector	Vuelta	Sector	Vuelta	Sector	Vuelta	Sector	Vuelta	Sector	Vuelta	Sector	Vuelta		
1	IP1	52.529	52.529	55.463	55.463			54.209	54.209	51.910	51.910	52.747	52.747	56.133	56.133
	IP2	34.599	1:27.128	36.448	1:31.911			35.924	1:30.133	35.145	1:27.055	35.461	1:28.208	35.911	1:32.044
	FL	43.595	<b>2:10.723</b>	43.898	<b>2:15.809</b>	1:22.36	<b>2:21.014</b>	42.770	<b>2:12.903</b>	40.809	<b>2:07.863</b>	41.686	<b>2:09.894</b>	1:02.22	<b>2:34.264</b>
2	IP1	45.468	45.468	47.581	47.581			46.259	46.259	45.893	45.893	45.816	45.816	48.173	48.173
	IP2	33.144	1:18.612	<b>35.178</b>	1:22.759			33.845	1:20.104	33.970	1:19.863	33.718	1:19.534	33.914	1:22.087
	FL	49.706	<b>2:08.318</b>	40.707	<b>2:03.466</b>	2:05.42	<b>VUELTA</b>	<b>40.166</b>	<b>2:00.269</b>	40.212	<b>2:00.075</b>	40.314	<b>1:59.848</b>	<b>39.995</b>	<b>2:02.082</b>
3	IP1	<b>44.866</b>	<b>44.866</b>	47.517	47.517			47.008	47.008	45.481	45.481	45.813	45.813	45.773	45.773
	IP2	<b>32.845</b>	<b>1:17.711</b>	35.234	1:22.751			<b>33.593</b>	1:20.601	<b>33.681</b>	<b>1:19.162</b>	33.760	1:19.573	<b>33.815</b>	1:19.588
	FL	<b>39.539</b>	<b>1:57.249</b>	41.649	<b>2:04.400</b>	<b>41.858</b>	<b>2:04.223</b>	40.361	<b>2:00.962</b>	41.124	<b>2:00.286</b>	40.076	<b>1:59.649</b>	40.352	<b>1:59.940</b>
4	IP1	46.961	46.961	47.514	47.514	<b>46.800</b>	<b>46.800</b>	45.660	45.660	50.677	50.677	<b>45.583</b>	<b>45.583</b>	<b>45.544</b>	<b>45.544</b>
	IP2	39.674	1:26.635	35.723	1:23.237	<b>35.341</b>	<b>1:22.141</b>	34.059	<b>1:19.719</b>	36.242	1:26.919	33.670	<b>1:19.253</b>	33.866	<b>1:19.410</b>
	FL	46.430	<b>2:13.065</b>	<b>40.583</b>	<b>2:03.820</b>	43.820	<b>2:05.961</b>	40.230	<b>1:59.949</b>	40.515	<b>2:07.434</b>	<b>39.849</b>	<b>1:59.102</b>	40.018	<b>1:59.428</b>
5	IP1	45.152	45.152	46.949	46.949	47.078	47.078	45.826	45.826	<b>45.427</b>	<b>45.427</b>	45.973	45.973	45.950	45.950
	IP2	32.971	1:18.123	35.403	1:22.352	35.604	1:22.682	38.970	1:24.796	33.787	1:19.214	<b>33.554</b>	1:19.527	38.634	1:24.584
	FL	1:10.35	<b>2:28.474</b>	42.170	<b>2:04.522</b>	41.930	<b>2:04.612</b>	53.268	<b>2:18.064</b>	<b>40.178</b>	<b>1:59.392</b>	42.002	<b>2:01.529</b>		-----
6	IP1	44.987	44.987	<b>46.821</b>	<b>46.821</b>	48.089	48.089	<b>45.575</b>	<b>45.575</b>	45.543	45.543	45.938	45.938		
	IP2	36.067	1:21.054	35.313	<b>1:22.134</b>	38.395	1:26.484	34.351	1:19.926	34.082	1:19.625	33.608	1:19.546		
	FL		-----		-----		-----	56.039	<b>2:15.965</b>	40.238	<b>1:59.862</b>	40.030	<b>1:59.576</b>		



20-22 octubre 2023

5  
a10

## Super 7 420R Qualifying Practice ANALYSIS

Número	125		150		0		0		0		0		0	
Vta	Sector	Vuelta	Sector	Vuelta	Sector	Vuelta	Sector	Vuelta	Sector	Vuelta	Sector	Vuelta	Sector	Vuelta
1	IP1	50.908	50.908	1:00.55	1:00.558									
	IP2	35.265	1:26.173	39.213	1:39.771									
	FL	41.427	<b>2:07.600</b>	49.970	<b>2:29.740</b>									
2	IP1	46.008	46.008	47.723	47.723									
	IP2	34.128	1:20.136	35.125	1:22.848									
	FL	40.968	<b>2:01.104</b>	42.106	<b>2:04.954</b>									
3	IP1	<b>45.352</b>	<b>45.352</b>	<b>47.005</b>	<b>47.005</b>									
	IP2	33.972	<b>1:19.324</b>	35.089	1:22.094									
	FL	40.134	<b>1:59.458</b>	42.218	<b>2:04.312</b>									
4	IP1	46.021	46.021	47.295	47.295									
	IP2	34.006	1:20.027	35.421	1:22.716									
	FL	<b>39.927</b>	<b>1:59.954</b>	46.329	<b>2:09.044</b>									
5	IP1	45.895	45.895	47.025	47.025									
	IP2	<b>33.952</b>	1:19.847	35.362	1:22.387									
	FL	40.296	<b>2:00.143</b>	<b>41.823</b>	<b>2:04.210</b>									
6	IP1	45.856	45.856	47.150	47.150									
	IP2	34.832	1:20.688	<b>34.697</b>	<b>1:21.847</b>									
	FL	40.309	<b>2:00.996</b>		-----									





a11

20-22 octubre 2023

## Super 7 420R Qualifying Practice 40 BEST LAPS

Dorsal	Piloto	Nat	Equipo	Maq.	Hora	Vuelta	Tiempo
6	Tomás GUEDES	POR	Speedy Motorsport	Caterham	9:16:17	3	1:57.154
71	Alex AREIA	POR	Speedy Motorsport	Caterham	9:16:39	3	1:57.249
6	Tomás GUEDES	POR	Speedy Motorsport	Caterham	9:14:20	2	1:57.347
7	Diogo TAVARES	POR	CRM Motorsport	Caterham	9:16:34	3	1:57.876
69	André CORREIA	POR	André Vilar Pneus	Caterham	9:18:40	4	1:58.083
28	Lourenço MONTEIRO	POR	Speedy Motorsport	Caterham	9:18:38	4	1:58.124
7	Diogo TAVARES	POR	CRM Motorsport	Caterham	9:20:31	5	1:58.191
62	J. J. MAGALHAES	POR	Teaam Nuoorde	Caterham	9:15:00	2	1:58.452
59	Andy McMILLAN	GBR	McMillan Motorsport	Caterham	9:16:20	3	1:58.674
7	Diogo TAVARES	POR	CRM Motorsport	Caterham	9:18:33	4	1:58.693
69	André CORREIA	POR	André Vilar Pneus	Caterham	9:14:34	2	1:58.780
44	Nuno AFONSO	POR	ADESS	Caterham	9:19:01	4	1:58.811
28	Lourenço MONTEIRO	POR	Speedy Motorsport	Caterham	9:16:40	3	1:58.840
52	António CORREIA	POR	Speedy Motorsport	Caterham	9:15:04	2	1:59.044
120	Gary SMITH	GBR	McMillan Motorsport	Caterham	9:18:35	4	1:59.102
26	Miguel LOBO	POR	ZOME Racing Team	Caterham	9:19:02	4	1:59.296
119	Mark STANSFIELD	GBR	McMillan Motorsport	Caterham	9:20:31	5	1:59.392
123	Diogo COSTA	POR	Teaam Nuoorde	Caterham	9:19:02	4	1:59.428
125	Jay McCORMACK	GBR	McMillan Motorsport	Caterham	9:16:30	3	1:59.458
59	Andy McMILLAN	GBR	McMillan Motorsport	Caterham	9:14:21	2	1:59.515
120	Gary SMITH	GBR	McMillan Motorsport	Caterham	9:22:36	6	1:59.576
120	Gary SMITH	GBR	McMillan Motorsport	Caterham	9:16:36	3	1:59.649
7	Diogo TAVARES	POR	CRM Motorsport	Caterham	9:14:36	2	1:59.682
44	Nuno AFONSO	POR	ADESS	Caterham	9:15:02	2	1:59.777
120	Gary SMITH	GBR	McMillan Motorsport	Caterham	9:14:36	2	1:59.848
46	Nélson GOMES	POR	Speedy Motorsport	Caterham	9:15:03	2	1:59.857
119	Mark STANSFIELD	GBR	McMillan Motorsport	Caterham	9:22:31	6	1:59.862
123	Diogo COSTA	POR	Teaam Nuoorde	Caterham	9:17:02	3	1:59.940
114	Mark FARMER	GBR	RS Motorsport	Caterham	9:18:43	4	1:59.949
125	Jay McCORMACK	GBR	McMillan Motorsport	Caterham	9:18:30	4	1:59.954
26	Miguel LOBO	POR	ZOME Racing Team	Caterham	9:17:03	3	1:59.968
26	Miguel LOBO	POR	ZOME Racing Team	Caterham	9:15:03	2	2:00.041
44	Nuno AFONSO	POR	ADESS	Caterham	9:17:02	3	2:00.057
119	Mark STANSFIELD	GBR	McMillan Motorsport	Caterham	9:14:24	2	2:00.075
125	Jay McCORMACK	GBR	McMillan Motorsport	Caterham	9:20:30	5	2:00.143
55	Russ OLIVANT	GBR	Independent	Caterham	9:20:31	5	2:00.189
14	Bruno KNUDSEN	POR	CRM Motorsport	Caterham	9:18:40	4	2:00.259
114	Mark FARMER	GBR	RS Motorsport	Caterham	9:14:42	2	2:00.269
46	Nélson GOMES	POR	Speedy Motorsport	Caterham	9:19:06	4	2:00.276
119	Mark STANSFIELD	GBR	McMillan Motorsport	Caterham	9:16:25	3	2:00.286





a12

20-22 octubre 2023

## Super 7 420R Qualifying Practice TOP FIVE LAPS

Piloto	Nat	Equipo	Top Five Laps				
6	Tomás GUEDES	POR Speedy Motorsport	1:57.154	1:57.347	2:05.560	2:06.727	PIT EXIT
71	Alex AREIA	POR Speedy Motorsport	1:57.249	2:08.318	2:10.723	2:13.065	2:28.474
7	Diogo TAVARES	POR CRM Motorsport	1:57.876	1:58.191	1:58.693	1:59.682	2:09.522
69	André CORREIA	POR André Vilar Pneus	1:58.083	1:58.780	2:08.133	2:10.313	2:41.611
28	Lourenço MONTEIRO	POR Speedy Motorsport	1:58.124	1:58.840	2:06.862	2:10.764	2:43.202
62	J. J. MAGALHAES	POR Teaam Nuorte	1:58.452	2:01.701	2:05.462	2:32.441	PIT EXIT
59	Andy McMILLAN	GBR McMillan Motorsport	1:58.674	1:59.515	2:02.344	2:04.309	2:06.824
44	Nuno AFONSO	POR ADESS	1:58.811	1:59.777	2:00.057	2:27.737	3:56.990
52	António CORREIA	POR Speedy Motorsport	1:59.044	2:00.544	2:01.751	2:08.681	2:32.498
120	Gary SMITH	GBR McMillan Motorsport	1:59.102	1:59.576	1:59.649	1:59.848	2:01.529
26	Miguel LOBO	POR ZOME Racing Team	1:59.296	1:59.968	2:00.041	2:01.071	2:31.602
119	Mark STANSFIELD	GBR McMillan Motorsport	1:59.392	1:59.862	2:00.075	2:00.286	2:07.434
123	Diogo COSTA	POR Teaam Nuorte	1:59.428	1:59.940	2:02.082	2:34.264	PIT EXIT
125	Jay McCORMACK	GBR McMillan Motorsport	1:59.458	1:59.954	2:00.143	2:00.996	2:01.104
46	Nélson GOMES	POR Speedy Motorsport	1:59.857	2:00.276	2:03.145	2:16.059	2:32.615
114	Mark FARMER	GBR RS Motorsport	1:59.949	2:00.269	2:00.962	2:12.903	2:15.965
55	Russ OLIVANT	GBR Independent	2:00.189	2:00.522	2:00.956	2:01.423	2:01.756
14	Bruno KNUDSEN	POR CRM Motorsport	2:00.259	2:00.417	2:00.442	2:00.796	2:03.036
68	Ian DYBLE	GBR McMillan Motorsport	2:00.736	2:00.807	2:01.611	2:01.777	2:02.977
64	Gary TOOTELL	GBR McMillan Motorsport	2:00.799	2:00.942	2:01.128	2:01.490	2:01.886
32	Lewis TOOTELL	GBR McMillan Motorsport	2:01.547	2:02.168	2:04.739	2:10.737	2:13.294
39	Mark DRAIN	GBR McMillan Motorsport	2:02.132	2:02.602	2:03.324	2:03.379	2:04.303
19	Duarte LISBOA	POR Teaam Nuorte	2:02.458	2:02.765	2:03.914	2:06.720	2:29.472
34	Daniel AZEVEDO	POR Speedy Motorsport	2:02.693	2:02.707	2:09.115	2:12.334	2:31.044
47	Piero DAL MASO	POR CRM Motorsport	2:02.832	2:03.871	2:04.154	2:07.924	2:32.048
37	Tom OVERTON	GBR McMillan Motorsport	2:02.955	2:03.315	2:04.901	2:04.906	2:15.241
72	Martin AMISON	GBR McMillan Motorsport	2:03.466	2:03.820	2:04.400	2:04.522	2:15.809
53	Matt WELCH	GBR McMillan Motorsport	2:03.988	2:05.537	2:05.809	2:07.958	2:32.725
150	Declan DOLAN	GBR McMillan Motorsport	2:04.210	2:04.312	2:04.954	2:09.044	2:29.740
112	José Kol ALMEIDA	POR BCM Sports	2:04.223	2:04.612	VUELTA	2:05.961	2:21.014



a13

20-22 octubre 2023

## Super 7 420R Qualifying Practice 40 BEST MAXIMUM SPEEDS

Dorsal	Piloto	Nat	Equipo	Maq.	Hora	Vuelta	Vmax
7	Diogo TAVARES	POR	CRM Motorsport	Caterham	9:19:18	4	200,2
14	Bruno KNUDSEN	POR	CRM Motorsport	Caterham	9:19:26	4	198,6
69	André CORREIA	POR	André Vilar Pneus	Caterham	9:17:27	3	198,5
14	Bruno KNUDSEN	POR	CRM Motorsport	Caterham	9:13:23	1	198,3
28	Lourenço MONTEIRO	POR	Speedy Motorsport	Caterham	9:22:07	5	198,0
7	Diogo TAVARES	POR	CRM Motorsport	Caterham	9:15:21	2	197,8
28	Lourenço MONTEIRO	POR	Speedy Motorsport	Caterham	9:17:26	3	197,4
46	Nélson GOMES	POR	Speedy Motorsport	Caterham	9:13:49	1	197,3
71	Alex AREIA	POR	Speedy Motorsport	Caterham	9:15:27	2	197,1
7	Diogo TAVARES	POR	CRM Motorsport	Caterham	9:13:22	1	196,9
7	Diogo TAVARES	POR	CRM Motorsport	Caterham	9:21:16	5	195,8
64	Gary TOOTELL	GBR	McMillan Motorsport	Caterham	9:19:18	4	194,9
119	Mark STANSFIELD	GBR	McMillan Motorsport	Caterham	9:21:17	5	194,6
32	Lewis TOOTELL	GBR	McMillan Motorsport	Caterham	9:17:27	3	194,5
114	Mark FARMER	GBR	RS Motorsport	Caterham	9:21:47	5	194,5
26	Miguel LOBO	POR	ZOME Racing Team	Caterham	9:15:48	2	194,5
34	Daniel AZEVEDO	POR	Speedy Motorsport	Caterham	9:18:05	3	194,2
72	Martin AMISON	GBR	McMillan Motorsport	Caterham	9:13:31	1	194,0
119	Mark STANSFIELD	GBR	McMillan Motorsport	Caterham	9:19:18	4	193,9
26	Miguel LOBO	POR	ZOME Racing Team	Caterham	9:17:48	3	193,8
64	Gary TOOTELL	GBR	McMillan Motorsport	Caterham	9:15:15	2	193,5
7	Diogo TAVARES	POR	CRM Motorsport	Caterham	9:17:19	3	193,4
150	Declan DOLAN	GBR	McMillan Motorsport	Caterham	9:20:12	4	193,3
34	Daniel AZEVEDO	POR	Speedy Motorsport	Caterham	9:13:55	1	193,3
125	Jay McCORMACK	GBR	McMillan Motorsport	Caterham	9:15:16	2	193,1
69	André CORREIA	POR	André Vilar Pneus	Caterham	9:13:20	1	193,0
26	Miguel LOBO	POR	ZOME Racing Team	Caterham	9:13:49	1	193,0
28	Lourenço MONTEIRO	POR	Speedy Motorsport	Caterham	9:13:20	1	192,7
14	Bruno KNUDSEN	POR	CRM Motorsport	Caterham	9:15:25	2	192,7
125	Jay McCORMACK	GBR	McMillan Motorsport	Caterham	9:13:15	1	192,6
19	Duarte LISBOA	POR	Teaam Nuoorde	Caterham	9:18:03	3	192,6
59	Andy McMILLAN	GBR	McMillan Motorsport	Caterham	9:19:13	4	192,5
37	Tom OVERTON	GBR	McMillan Motorsport	Caterham	9:17:39	3	192,3
150	Declan DOLAN	GBR	McMillan Motorsport	Caterham	9:13:54	1	192,3
69	André CORREIA	POR	André Vilar Pneus	Caterham	9:22:07	5	192,2
123	Diogo COSTA	POR	Teaam Nuoorde	Caterham	9:15:48	2	192,2
69	André CORREIA	POR	André Vilar Pneus	Caterham	9:19:26	4	192,0
6	Tomás GUEDES	POR	Speedy Motorsport	Caterham	9:11:09	0	191,8
6	Tomás GUEDES	POR	Speedy Motorsport	Caterham	9:13:08	1	191,8
62	J. J. MAGALHAES	POR	Teaam Nuoorde	Caterham	9:15:49	2	191,7

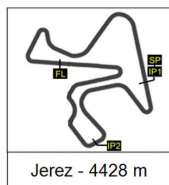


20-22 octubre 2023

a14

## Super 7 420R Qualifying Practice TOP FIVE MAXIMUM SPEEDS

Piloto	Nat	Equipo	Top Five Vmax				
7	Diogo TAVARES	POR CRM Motorsport	200,2	197,8	196,9	195,8	193,4
14	Bruno KNUDSEN	POR CRM Motorsport	198,6	198,3	192,7	189,8	188,9
69	André CORREIA	POR André Vilar Pneus	198,5	193,0	192,2	192,0	189,0
28	Lourenço MONTEIRO	POR Speedy Motorsport	198,0	197,4	192,7	190,6	188,8
46	Nélson GOMES	POR Speedy Motorsport	197,3	190,1	189,5	186,6	185,8
71	Alex AREIA	POR Speedy Motorsport	197,1	189,4	187,9	187,2	187,1
64	Gary TOOTELL	GBR McMillan Motorsport	194,9	193,5	191,0	190,9	187,2
119	Mark STANSFIELD	GBR McMillan Motorsport	194,6	193,9	188,9	187,9	182,7
26	Miguel LOBO	POR ZOME Racing Team	194,5	193,8	193,0	190,6	189,3
114	Mark FARMER	GBR RS Motorsport	194,5	191,5	189,8	189,8	189,3
32	Lewis TOOTELL	GBR McMillan Motorsport	194,5	190,1	188,4	188,2	187,1
34	Daniel AZEVEDO	POR Speedy Motorsport	194,2	193,3	191,3	190,9	187,5
72	Martin AMISON	GBR McMillan Motorsport	194,0	190,4	189,6	188,1	187,6
150	Declan DOLAN	GBR McMillan Motorsport	193,3	192,3	185,6	185,1	184,2
125	Jay McCORMACK	GBR McMillan Motorsport	193,1	192,6	188,5	188,5	187,7
19	Duarte LISBOA	POR Teaam Nuorte	192,6	189,3	188,7	187,5	186,2
59	Andy McMILLAN	GBR McMillan Motorsport	192,5	189,1	188,2	185,1	178,9
37	Tom OVERTON	GBR McMillan Motorsport	192,3	190,1	188,8	187,1	186,2
123	Diogo COSTA	POR Teaam Nuorte	192,2	191,4	190,9	186,0	184,6
6	Tomás GUEDES	POR Speedy Motorsport	191,8	191,8	187,8	187,3	176,7
62	J. J. MAGALHAES	POR Teaam Nuorte	191,7	188,2	186,9	182,6	147,3
120	Gary SMITH	GBR McMillan Motorsport	191,5	189,0	187,3	186,9	186,0
47	Piero DAL MASO	POR CRM Motorsport	191,4	188,6	188,5	186,4	183,0
68	Ian DYBLE	GBR McMillan Motorsport	190,9	189,7	189,1	187,3	187,3
39	Mark DRAIN	GBR McMillan Motorsport	190,7	189,6	188,4	188,4	184,8
44	Nuno AFONSO	POR ADESS	190,4	187,4	185,6	139,3	112,5
112	José Kol ALMEIDA	POR BCM Sports	190,2	190,2	189,4		
53	Matt WELCH	GBR McMillan Motorsport	190,1	189,9	189,7	188,1	187,2
55	Russ OLIVANT	GBR Independent	188,8	187,9	186,8	186,4	186,4
52	António CORREIA	POR Speedy Motorsport	187,2	183,1	181,5	181,1	175,5



a15

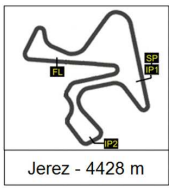
20-22 octubre 2023

## Super 7 420R Carrera 1 STARTING GRID



	2	
1	<b>71</b> Alex AREIA	1:57.250
	4	
2	<b>69</b> André CORREIA	1:58.083
	6	
3	<b>62</b> J. J. MAGALHAES	1:58.452
	8	
4	<b>44</b> Nuno AFONSO	1:58.811
	10	
5	<b>120</b> Gary SMITH	1:59.102
	12	
6	<b>119</b> Mark STANSFIELD	1:59.392
	14	
7	<b>125</b> Jay McCORMACK	1:59.458
	16	
8	<b>114</b> Mark FARMER	1:59.949
	18	
9	<b>14</b> Bruno KNUDSEN	2:00.259
	20	
10	<b>64</b> Gary TOOTELL	2:00.799
	22	
11	<b>39</b> Mark DRAIN	2:02.132
	24	
12	<b>34</b> Daniel AZEVEDO	2:02.694
	26	
13	<b>37</b> Tom OVERTON	2:02.955
	28	
14	<b>53</b> Matt WELCH	2:03.988
	30	
15	<b>112</b> José Kol ALMEIDA	2:04.223

	1	
<b>6</b>	Tomás GUEDES	1:57.154
	3	
<b>7</b>	Diogo TAVARES	1:57.876
	5	
<b>28</b>	Lourenço MONTEIRO	1:58.125
	7	
<b>59</b>	Andy McMILLAN	1:58.674
	9	
<b>52</b>	António CORREIA	1:59.045
	11	
<b>26</b>	Miguel LOBO	1:59.296
	13	
<b>123</b>	Diogo COSTA	1:59.428
	15	
<b>46</b>	Nélson GOMES	1:59.857
	17	
<b>55</b>	Russ OLIVANT	2:00.189
	19	
<b>68</b>	Ian DYBLE	2:00.736
	21	
<b>32</b>	Lewis TOOTELL	2:01.547
	23	
<b>19</b>	Duarte LISBOA	2:02.458
	25	
<b>47</b>	Piero DAL MASO	2:02.832
	27	
<b>72</b>	Martin AMISON	2:03.466
	29	
<b>150</b>	Declan DOLAN	2:04.210



a15

**Super 7 420R  
Carrera 1  
STARTING GRID**

STEWARDS

RACE DIRECTOR

TIMEKEEPER