

20-22 octubre 2023

c1

Carrera Los 80s Qualifying Practice RESULTS

CONDICIONES ATMOSFERICAS: **Nublado**

ESTADO DE LA PISTA: **Seca**

Ord. #	Piloto	Licencia Club	Marca NV VR	Tiempo	Gap	Intv	VMax
1	60 gt	Pedro Bastos	POR Aurora Motorsport	Porsche 9 9	2:04.520	----	197,2
2	123 gt	Santos/Vieira	POR Aurora Motorsport	Porsche 11 10	2:05.353	0.833	198,6
3	27 gt	González/López	ESP Lucas Gonzalez-Anleo	Porsche 13 5	2:07.931	3.411	180,8
4	99 gt	Meireles/Nina	POR Amaracing / Aurora Motorspo	Porsche 14 11	2:09.637	5.117	193,2
5	518 g1	Francisco Freitas	POR Curated Garage	Ford 10 8	2:10.562	6.042	175,0
6	98 g2	César Freitas	POR RP Motorsport	BMW 11 4	2:13.344	8.824	171,9
7	35 gt	Teo Antonio Palomo	ESP Eficar Team	BMW 12 5	2:15.347	10.827	170,5
8	90 t2	Toni Garcia	ESP Vives Motors	Honda 12 8	2:15.787	11.267	165,4
9	30 tm	Delso/De Miguel	ESP Repsol Classics	BMW 13 12	2:15.975	11.455	0,0
10	64 inv	Rueda/Rueda	ESP RP Motorsport	Citroen 13 11	2:16.513	11.993	174,9
11	86 inv	André Pardal	POR	Toyota 13 10	2:18.487	13.967	156,9
12	538 g2	Moura/Duarte	POR Keep on Racing	VW 12 12	2:20.285	15.765	161,7
13	20 t2	Alonso/Alonso	ESP Eficar Team	Honda 12 5	2:25.858	21.338	157,8
14	73 inv	Pedro Bethencourt	POR Aurora Motorsport	Porsche 5 5	2:32.951	28.431	179,4
15	81 g2	Francisco Moreno	ESP Francisco Moreno	Ford 4 3	2:46.803	42.283	139,0

Circuito de Jerez, 21 DE OCTUBRE DE 2023

STEWARDS	RACE DIRECTOR	TIMEKEEPER
Hora:	Hora:	RESULTADOS PUBLICADOS A LAS 10:50 HORAS



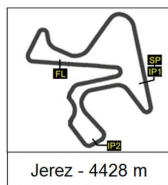
c2

20-22 octubre 2023

Carrera Los 80s Qualifying Practice LAP BY LAP

Vuelta	20	27	30	35	60	64	73	81	86	90	98	99
1	2:54.949	2:22.867	3:00.559	2:39.106	2:37.957	2:32.187	2:42.690	3:33.916	2:38.569	2:41.997	2:40.738	2:41.155
2	2:31.578	2:09.418	2:43.145	2:17.600	2:16.524	2:21.411	PIT EXIT	3:11.139	2:20.898	2:25.459	2:14.459	2:18.853
3	2:29.939	2:08.624	2:24.726	2:16.130	2:08.129	2:18.479	2:38.151	2:46.803*	2:20.018	2:21.546	2:15.949	2:14.884
4	2:28.579	2:09.877	2:26.200	2:15.372	PIT EXIT	2:17.039	PIT EXIT	PIT EXIT	2:22.791	2:17.345	2:13.344*	PIT EXIT
5	2:25.858*	2:07.931*	2:24.445	2:15.347*	3:06.620	PIT EXIT	2:32.951*		2:19.216	2:17.500	PIT EXIT	2:21.088
6	2:30.849	2:09.867	2:27.162	PIT EXIT	2:05.565	2:27.542			2:18.946	2:21.974	2:31.201	2:12.999
7	PIT EXIT	2:09.802	PIT EXIT	2:20.910	2:05.478	2:20.752			2:18.771	2:16.193	2:13.700	2:11.046
8	2:49.324	PIT EXIT	2:33.406	2:16.641	2:20.153	2:19.355			2:19.452	2:15.787*	2:13.759	2:12.422
9	2:32.135	2:28.302	2:19.425	2:16.518	2:04.520*	2:17.991			2:19.609	2:16.256	PIT EXIT	PIT EXIT
10	2:27.870	2:18.462	2:18.642	PIT EXIT		2:17.491			2:18.487*	2:15.893	2:31.263	2:16.249
11	2:29.490	2:17.187	2:17.172	2:23.945		2:16.513*			PIT EXIT	PIT EXIT	2:18.149	2:09.637*
12	2:26.373	2:17.842	2:15.975*	2:15.515		2:16.690			2:27.492	2:35.290		2:09.879
13		2:20.367	2:28.697			2:31.719			2:18.556			2:10.141
14												2:11.356

Vuelta	123	518	538									
1	2:28.293	2:30.281	2:39.798									
2	2:10.863	2:11.357	2:32.871									
3	2:09.281	2:11.348	2:27.021									
4	2:20.016	2:17.969	2:24.702									
5	2:06.865	2:11.036	2:24.442									
6	2:12.789	PIT EXIT	2:27.008									
7	PIT EXIT	2:19.124	2:30.331									
8	2:18.228	2:10.562*	PIT EXIT									
9	2:07.546	2:11.341	2:30.128									
10	2:05.353*	PIT EXIT	2:22.014									
11	2:13.964		2:20.869									
12			2:20.285*									



20-22 octubre 2023

1
c3

Carrera Los 80s Qualifying Practice ANALYSIS

Número	20			27		30		35		60		64		73	
	Vta	Sector	Vuelta	Sector	Vuelta	Sector	Vuelta	Sector	Vuelta	Sector	Vuelta	Sector	Vuelta	Sector	Vuelta
1	IP1	1:12.09	1:12.095	54.943	54.943			1:07.60	1:07.605	1:04.83	1:04.835	1:01.77	1:01.778	1:05.57	1:05.570
	IP2	48.554	2:00.649	41.693	1:36.636			44.147	1:51.752	43.417	1:48.252	43.319	1:45.097	46.472	1:52.042
	FL	54.300	2:54.949	46.231	2:22.867	3:00.55	3:00.559	47.354	2:39.106	49.705	2:37.957	47.090	2:32.187	50.648	2:42.690
2	IP1	57.402	57.402	48.943	48.943			52.952	52.952	53.054	53.054	53.798	53.798	58.527	58.527
	IP2	43.226	1:40.628	36.285	1:25.228			39.361	1:32.313	38.667	1:31.721	39.663	1:33.461	46.517	1:45.044
	FL	50.950	2:31.578	44.190	2:09.418	2:43.14	2:43.145	<u>45.287</u>	2:17.600	44.803	2:16.524	47.950	2:21.411	5:09.65	PIT EXIT
3	IP1	55.909	55.909	49.620	49.620			52.233	52.233	49.070	49.070	53.569	53.569	1:04.78	1:04.784
	IP2	43.603	1:39.512	36.251	1:25.871			38.559	1:30.792	36.478	1:25.548	39.278	1:32.847	44.166	1:48.950
	FL	50.427	2:29.939	<u>42.753</u>	2:08.624	2:24.72	2:24.726	45.338	2:16.130	42.581	2:08.129	<u>45.632</u>	2:18.479	49.201	2:38.151
4	IP1	56.764	56.764	49.388	49.388			51.307	51.307	1:11.79	1:11.797	52.477	52.477	57.077	57.077
	IP2	42.892	1:39.656	37.310	1:26.698			<u>38.137</u>	1:29.444	50.549	2:02.346	38.736	1:31.213	42.606	1:39.683
	FL	48.923	2:28.579	43.179	2:09.877	2:26.20	2:26.200	45.928	2:15.372	8:59.27	PIT EXIT	45.826	2:17.039	5:10.77	PIT EXIT
5	IP1	55.716	55.716	48.909	48.909			51.530	51.530	1:26.07	1:26.070	55.674	55.674	1:02.52	1:02.529
	IP2	41.214	1:36.930	<u>36.161</u>	1:25.070			38.270	1:29.800	55.231	2:21.301	48.700	1:44.374	42.776	1:45.305
	FL	48.928	2:25.858	42.861	2:07.931	2:24.44	2:24.445	45.547	2:15.347	45.319	3:06.620	3:06.85	PIT EXIT	<u>47.646</u>	2:32.951
6	IP1	56.900	56.900	49.242	49.242			51.604	51.604	48.096	48.096	59.135	59.135	52.905	52.905
	IP2	43.413	1:40.313	36.280	1:25.522			38.873	1:30.477	35.747	1:23.843	40.222	1:39.357	<u>40.726</u>	1:33.631
	FL	50.536	2:30.849	44.345	2:09.867	2:27.16	2:27.162	4:22.87	PIT EXIT	41.722	2:05.565	48.185	2:27.542		-----
7	IP1	1:03.11	1:03.119	49.434	49.434			55.680	55.680	47.976	47.976	53.594	53.594		
	IP2	48.287	1:51.406	36.344	1:25.778			39.339	1:35.019	35.614	1:23.590	39.909	1:33.503		
	FL	3:06.54	PIT EXIT	44.024	2:09.802	5:24.16	PIT EXIT	45.891	2:20.910	41.888	2:05.478	47.249	2:20.752		
8	IP1	1:10.69	1:10.691	54.400	54.400			51.790	51.790	58.479	58.479	53.243	53.243		
	IP2	45.782	1:56.473	40.496	1:34.896			38.655	1:30.445	37.498	1:35.977	39.877	1:33.120		
	FL	52.851	2:49.324	3:51.68	PIT EXIT	2:33.40	2:33.406	46.196	2:16.641	44.176	2:20.153	46.235	2:19.355		
9	IP1	58.953	58.953	58.719	58.719			51.428	51.428	<u>47.433</u>	47.433	52.645	52.645		
	IP2	41.817	1:40.770	41.122	1:39.841			38.420	1:29.848	35.698	1:23.131	39.241	1:31.886		
	FL	51.365	2:32.135	48.461	2:28.302	2:19.42	2:19.425	46.670	2:16.518	<u>41.389</u>	2:04.520	46.105	2:17.991		
10	IP1	57.693	57.693	52.333	52.333			52.140	52.140	1:02.97	1:02.976	52.441	52.441		
	IP2	41.513	1:39.206	40.002	1:32.335			40.779	1:32.919	51.763	1:54.739	39.070	1:31.511		
	FL	<u>48.664</u>	2:27.870	46.127	2:18.462	2:18.64	2:18.642	3:02.77	PIT EXIT		-----	45.980	2:17.491		
11	IP1	56.626	56.626	51.974	51.974			57.182	57.182			51.872	51.872		
	IP2	43.711	1:40.337	38.894	1:30.868			40.241	1:37.423			38.501	1:30.373		
	FL	49.153	2:29.490	46.319	2:17.187	2:17.17	2:17.172	46.522	2:23.945			46.140	2:16.513		
12	IP1	56.175	56.175	51.979	51.979			51.702	51.702			51.201	51.201		
	IP2	<u>40.829</u>	1:37.004	39.521	1:31.500			38.229	1:29.931			38.855	1:30.056		
	FL	49.369	2:26.373	46.342	2:17.842	<u>2:15.97</u>	2:15.975	45.584	2:15.515			46.634	2:16.690		
13	IP1	1:01.20	1:01.205	52.641	52.641			1:03.24	1:03.249			57.422	57.422		
	IP2	52.642	1:53.847	40.911	1:33.552			45.194	1:48.443			42.769	1:40.191		
	FL		-----	46.815	2:20.367	2:28.69	2:28.697		-----			51.528	2:31.719		
14	IP1			52.298	52.298							55.261	55.261		
	IP2			41.742	1:34.040							46.661	1:41.922		
	FL				-----		-----						-----		






20-22 octubre 2023

3
C3

Carrera Los 80s Qualifying Practice ANALYSIS

Número	538		0		0		0		0		0		0	
Vta	Sector	Vuelta	Sector	Vuelta	Sector	Vuelta	Sector	Vuelta	Sector	Vuelta	Sector	Vuelta	Sector	Vuelta
1	IP1	1:03.12	1:03.128											
	IP2	42.837	1:45.965											
	FL	53.833	2:39.798											
2	IP1	57.034	57.034											
	IP2	43.281	1:40.315											
	FL	52.556	2:32.871											
3	IP1	55.435	55.435											
	IP2	41.761	1:37.196											
	FL	49.825	2:27.021											
4	IP1	54.889	54.889											
	IP2	41.282	1:36.171											
	FL	48.531	2:24.702											
5	IP1	54.727	54.727											
	IP2	41.160	1:35.887											
	FL	48.555	2:24.442											
6	IP1	55.836	55.836											
	IP2	41.998	1:37.834											
	FL	49.174	2:27.008											
7	IP1	56.236	56.236											
	IP2	42.918	1:39.154											
	FL	51.177	2:30.331											
8	IP1	55.554	55.554											
	IP2	43.903	1:39.457											
	FL	2:58.99	PIT EXIT											
9	IP1	1:00.04	1:00.041											
	IP2	41.440	1:41.481											
	FL	48.647	2:30.128											
10	IP1	54.101	54.101											
	IP2	39.816	1:33.917											
	FL	48.097	2:22.014											
11	IP1	53.866	53.866											
	IP2	39.669	1:33.535											
	FL	47.334	2:20.869											
12	IP1	53.795	53.795											
	IP2	39.550	1:33.345											
	FL	46.940	2:20.285											
13	IP1	53.426	53.426											
	IP2	39.590	1:33.016											
	FL		-----											
14	IP1													
	IP2													
	FL													

**c4****20-22 octubre 2023**

Carrera Los 80s Qualifying Practice 40 BEST LAPS

Dorsal	Piloto	Nat	Equipo	Maq.	Hora	Vuelta	Tiempo
60	Pedro Bastos	POR	Aurora Motorsport	Porsche	10:35:45	9	2:04.520
123	Santos/Vieira	POR	Aurora Motorsport	Porsche	10:29:11	10	2:05.353
60	Pedro Bastos	POR	Aurora Motorsport	Porsche	10:31:20	7	2:05.478
60	Pedro Bastos	POR	Aurora Motorsport	Porsche	10:29:15	6	2:05.565
123	Santos/Vieira	POR	Aurora Motorsport	Porsche	10:16:24	5	2:06.865
123	Santos/Vieira	POR	Aurora Motorsport	Porsche	10:27:06	9	2:07.546
27	González/López	ESP	Lucas Gonzalez-Anleo	Porsche	10:16:27	5	2:07.931
60	Pedro Bastos	POR	Aurora Motorsport	Porsche	10:13:01	3	2:08.129
27	González/López	ESP	Lucas Gonzalez-Anleo	Porsche	10:12:09	3	2:08.624
123	Santos/Vieira	POR	Aurora Motorsport	Porsche	10:11:57	3	2:09.281
27	González/López	ESP	Lucas Gonzalez-Anleo	Porsche	10:10:01	2	2:09.418
99	Meireles/Nina	POR	Amaracing / Aurora Motorsport	Porsche	10:33:29	11	2:09.637
27	González/López	ESP	Lucas Gonzalez-Anleo	Porsche	10:20:47	7	2:09.802
27	González/López	ESP	Lucas Gonzalez-Anleo	Porsche	10:18:37	6	2:09.867
27	González/López	ESP	Lucas Gonzalez-Anleo	Porsche	10:14:19	4	2:09.877
99	Meireles/Nina	POR	Amaracing / Aurora Motorsport	Porsche	10:35:39	12	2:09.879
99	Meireles/Nina	POR	Amaracing / Aurora Motorsport	Porsche	10:37:49	13	2:10.141
518	Francisco Freitas	POR	Curated Garage	Ford	10:25:20	8	2:10.562
123	Santos/Vieira	POR	Aurora Motorsport	Porsche	10:09:48	2	2:10.863
518	Francisco Freitas	POR	Curated Garage	Ford	10:16:36	5	2:11.036
99	Meireles/Nina	POR	Amaracing / Aurora Motorsport	Porsche	10:23:16	7	2:11.046
518	Francisco Freitas	POR	Curated Garage	Ford	10:27:32	9	2:11.341
518	Francisco Freitas	POR	Curated Garage	Ford	10:12:07	3	2:11.348
99	Meireles/Nina	POR	Amaracing / Aurora Motorsport	Porsche	10:40:01	14	2:11.356
518	Francisco Freitas	POR	Curated Garage	Ford	10:09:56	2	2:11.357
99	Meireles/Nina	POR	Amaracing / Aurora Motorsport	Porsche	10:25:28	8	2:12.422
123	Santos/Vieira	POR	Aurora Motorsport	Porsche	10:18:37	6	2:12.789
99	Meireles/Nina	POR	Amaracing / Aurora Motorsport	Porsche	10:21:05	6	2:12.999
98	César Freitas	POR	RP Motorsport	BMW	10:17:14	4	2:13.344
98	César Freitas	POR	RP Motorsport	BMW	10:27:18	7	2:13.700
98	César Freitas	POR	RP Motorsport	BMW	10:29:32	8	2:13.759
123	Santos/Vieira	POR	Aurora Motorsport	Porsche	10:31:25	11	2:13.964
98	César Freitas	POR	RP Motorsport	BMW	10:12:45	2	2:14.459
99	Meireles/Nina	POR	Amaracing / Aurora Motorsport	Porsche	10:12:49	3	2:14.884
35	Teo Antonio Palomo	ESP	Eficar Team	BMW	10:17:03	5	2:15.347
35	Teo Antonio Palomo	ESP	Eficar Team	BMW	10:14:47	4	2:15.372
35	Teo Antonio Palomo	ESP	Eficar Team	BMW	10:39:05	12	2:15.515
90	Toni Garcia	ESP	Vives Motors	Honda	10:24:13	8	2:15.787
90	Toni Garcia	ESP	Vives Motors	Honda	10:28:45	10	2:15.893
98	César Freitas	POR	RP Motorsport	BMW	10:15:01	3	2:15.949

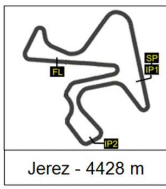


20-22 octubre 2023

c5

Carrera Los 80s Qualifying Practice TOP FIVE LAPS

Piloto	Nat	Equipo	Top Five Laps				
60 Pedro Bastos	POR	Aurora Motorsport	2:04.520	2:05.478	2:05.565	2:08.129	2:16.524
123 Santos/Vieira	POR	Aurora Motorsport	2:05.353	2:06.865	2:07.546	2:09.281	2:10.863
27 González/López	ESP	Lucas Gonzalez-Anleo	2:07.931	2:08.624	2:09.418	2:09.802	2:09.867
99 Meireles/Nina	POR	Amaracing / Aurora Motorsport	2:09.637	2:09.879	2:10.141	2:11.046	2:11.356
518 Francisco Freitas	POR	Curated Garage	2:10.562	2:11.036	2:11.341	2:11.348	2:11.357
98 César Freitas	POR	RP Motorsport	2:13.344	2:13.700	2:13.759	2:14.459	2:15.949
35 Teo Antonio Palomo	ESP	Eficar Team	2:15.347	2:15.372	2:15.515	2:16.130	2:16.518
90 Toni Garcia	ESP	Vives Motors	2:15.787	2:15.893	2:16.193	2:16.256	2:17.345
30 Delso/De Miguel	ESP	Repsol Classics	2:15.975	2:17.172	2:18.642	2:19.425	2:24.445
64 Rueda/Rueda	ESP	RP Motorsport	2:16.513	2:16.690	2:17.039	2:17.491	2:17.991
86 André Pardal	POR		2:18.487	2:18.556	2:18.771	2:18.946	2:19.216
538 Moura/Duarte	POR	Keep on Racing	2:20.285	2:20.869	2:22.014	2:24.442	2:24.702
20 Alonso/Alonso	ESP	Eficar Team	2:25.858	2:26.373	2:27.870	2:28.579	2:29.490
73 Pedro Bethencourt	POR	Aurora Motorsport	2:32.951	2:38.151	2:42.690	PIT EXIT	PIT EXIT
81 Francisco Moreno	ESP	Francisco Moreno	2:46.803	3:11.139	3:33.916	PIT EXIT	PIT EXIT

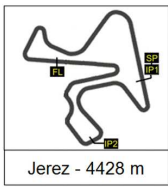


c6

20-22 octubre 2023

Carrera Los 80s Qualifying Practice 40 BEST MAXIMUM SPEEDS

Dorsal	Piloto	Nat	Equipo	Maq.	Hora	Vuelta	Vmax
123	Santos/Vieira	POR	Aurora Motorsport	Porsche	10:27:54	9	198,6
60	Pedro Bastos	POR	Aurora Motorsport	Porsche	10:34:28	8	197,2
123	Santos/Vieira	POR	Aurora Motorsport	Porsche	10:15:06	4	196,5
60	Pedro Bastos	POR	Aurora Motorsport	Porsche	10:27:57	5	194,6
60	Pedro Bastos	POR	Aurora Motorsport	Porsche	10:30:03	6	194,5
123	Santos/Vieira	POR	Aurora Motorsport	Porsche	10:10:37	2	194,2
60	Pedro Bastos	POR	Aurora Motorsport	Porsche	10:11:42	2	193,8
99	Meireles/Nina	POR	Amaracing / Aurora Motorsport	Porsche	10:24:06	7	193,2
123	Santos/Vieira	POR	Aurora Motorsport	Porsche	10:25:47	8	192,7
99	Meireles/Nina	POR	Amaracing / Aurora Motorsport	Porsche	10:36:28	12	192,6
123	Santos/Vieira	POR	Aurora Motorsport	Porsche	10:12:47	3	192,4
99	Meireles/Nina	POR	Amaracing / Aurora Motorsport	Porsche	10:21:55	6	191,8
99	Meireles/Nina	POR	Amaracing / Aurora Motorsport	Porsche	10:34:19	11	191,8
99	Meireles/Nina	POR	Amaracing / Aurora Motorsport	Porsche	10:26:19	8	190,6
123	Santos/Vieira	POR	Aurora Motorsport	Porsche	10:08:27	1	190,4
99	Meireles/Nina	POR	Amaracing / Aurora Motorsport	Porsche	10:38:39	13	190,4
99	Meireles/Nina	POR	Amaracing / Aurora Motorsport	Porsche	10:32:09	10	190,3
99	Meireles/Nina	POR	Amaracing / Aurora Motorsport	Porsche	10:11:26	2	189,1
123	Santos/Vieira	POR	Aurora Motorsport	Porsche	10:17:14	5	188,0
99	Meireles/Nina	POR	Amaracing / Aurora Motorsport	Porsche	10:19:43	5	188,0
99	Meireles/Nina	POR	Amaracing / Aurora Motorsport	Porsche	10:13:42	3	184,7
99	Meireles/Nina	POR	Amaracing / Aurora Motorsport	Porsche	10:29:58	9	183,9
99	Meireles/Nina	POR	Amaracing / Aurora Motorsport	Porsche	10:09:10	1	182,1
123	Santos/Vieira	POR	Aurora Motorsport	Porsche	10:23:37	7	180,8
27	González/López	ESP	Lucas Gonzalez-Anleo	Porsche	10:15:08	4	180,8
27	González/López	ESP	Lucas Gonzalez-Anleo	Porsche	10:12:59	3	180,6
123	Santos/Vieira	POR	Aurora Motorsport	Porsche	10:32:16	11	180,4
73	Pedro Bethencourt	POR	Aurora Motorsport	Porsche	10:28:03	5	179,4
27	González/López	ESP	Lucas Gonzalez-Anleo	Porsche	10:17:16	5	179,3
27	González/López	ESP	Lucas Gonzalez-Anleo	Porsche	10:19:26	6	178,9
27	González/López	ESP	Lucas Gonzalez-Anleo	Porsche	10:08:40	1	178,5
99	Meireles/Nina	POR	Amaracing / Aurora Motorsport	Porsche	10:17:26	4	178,3
73	Pedro Bethencourt	POR	Aurora Motorsport	Porsche	10:06:37	0	177,9
73	Pedro Bethencourt	POR	Aurora Motorsport	Porsche	10:18:44	3	177,5
60	Pedro Bastos	POR	Aurora Motorsport	Porsche	10:09:29	1	175,8
27	González/López	ESP	Lucas Gonzalez-Anleo	Porsche	10:34:09	11	175,4
27	González/López	ESP	Lucas Gonzalez-Anleo	Porsche	10:27:12	8	175,3
518	Francisco Freitas	POR	Curated Garage	Ford	10:26:10	8	175,0
64	Rueda/Rueda	ESP	RP Motorsport	Citroen	10:30:05	9	174,9
27	González/López	ESP	Lucas Gonzalez-Anleo	Porsche	10:38:48	13	174,9



20-22 octubre 2023

c7

Carrera Los 80s Qualifying Practice TOP FIVE MAXIMUM SPEEDS

Piloto	Nat	Equipo	Top Five Vmax				
123 Santos/Vieira	POR	Aurora Motorsport	198,6	196,5	194,2	192,7	192,4
60 Pedro Bastos	POR	Aurora Motorsport	197,2	194,6	194,5	193,8	175,8
99 Meireles/Nina	POR	Amaracing / Aurora Motorsport	193,2	192,6	191,8	191,8	190,6
27 González/López	ESP	Lucas Gonzalez-Anleo	180,8	180,6	179,3	178,9	178,5
73 Pedro Bethencourt	POR	Aurora Motorsport	179,4	177,9	177,5	169,1	160,8
518 Francisco Freitas	POR	Curated Garage	175,0	173,6	171,8	171,4	170,9
64 Rueda/Rueda	ESP	RP Motorsport	174,9	174,0	173,5	172,0	171,5
98 César Freitas	POR	RP Motorsport	171,9	171,9	171,9	170,8	170,5
35 Teo Antonio Palomo	ESP	Eficar Team	170,5	170,1	170,0	169,4	168,4
90 Toni Garcia	ESP	Vives Motors	165,4	162,5	162,1	161,6	161,4
538 Moura/Duarte	POR	Keep on Racing	161,7	161,5	161,3	161,0	159,4
20 Alonso/Alonso	ESP	Eficar Team	157,8	155,8	155,7	155,7	155,0
86 André Pardal	POR		156,9	156,0	155,8	155,7	155,5
81 Francisco Moreno	ESP	Francisco Moreno	139,0	113,1	102,6	102,4	99,7



20-22 octubre 2023

C8

Carrera Los 80s RACE 1 STARTING GRID



		2	
1	123	Santos/Vieira	2:05.353
		4	
2	99	Meireles/Nina	2:09.637
		6	
3	98	César Freitas	2:13.344
		8	
4	90	Toni Garcia	2:15.787
		10	
5	64	Rueda/Rueda	2:16.513
		12	
6	538	Moura/Duarte	2:20.285
		14	
7	73	Pedro Bethencourt	2:32.951
8			

		1	
60		Pedro Bastos	2:04.520
		3	
27		González/López	2:07.931
		5	
518		Francisco Freitas	2:10.562
		7	
35		Teo Antonio Palomo	2:15.347
		9	
30		Delso/De Miguel	2:15.975
		11	
86		André Pardal	2:18.487
		13	
20		Alonso/Alonso	2:25.858
		15	
81		Francisco Moreno	2:46.803

STEWARDS

RACE DIRECTOR

TIMEKEEPER