

g23

20-22 octubre 2023

## Supers Cars - GT4 + TCR Qualifying Practice 2 RESULTS

CONDICIONES ATMOSFERICAS: **Nublado**ESTADO DE LA PISTA: **Seca**

Ord.	#	Piloto	Licencia	Club	Marca	NV	VR	Tiempo	Gap	Intv	VMax
1	55	p	Elias NISKANEN	SLV Lema Racing	Mercedes	4	3	<b>1:52.393</b>	----	----	<b>203,7</b>
2	115	b	Nil MONTSERRAT	ESP NM Racing Team	Mercedes	6	3	<b>1:52.423</b>	0.030	0.030	<b>201,9</b>
3	2	p	Roberto FARIA	POR Racar Motorsport	Mercedes	7	7	<b>1:52.584</b>	0.191	0.161	<b>202,6</b>
4	8	b	Patrick CUNHA	POR Veloso Motorsport	Audi	8	6	<b>1:52.651</b>	0.258	0.067	<b>206,9</b>
5	5	p	Francisco ABREU	POR José Carlos Pires	BMW	8	7	<b>1:52.723</b>	0.330	0.072	<b>204,7</b>
6	116	p	Guillermo ASO	ESP NM Racing Team	Mercedes	7	4	<b>1:52.936</b>	0.543	0.213	<b>202,2</b>
7	16	p	Orlando BATINA	POR Sérgio Azevedo	BMW	5	3	<b>1:53.248</b>	0.855	0.312	<b>206,3</b>
8	12	p	Alejandro GEPPERT	ESP SMC Motorsport	McLaren	8	3	<b>1:53.329</b>	0.936	0.081	<b>203,5</b>
9	38	b	Luís CALHEIROS	SLV Lema Racing	Mercedes	4	3	<b>1:53.850</b>	1.457	0.521	<b>203,0</b>
10	37	p	Fábio MOTA	POR Bruno Pires	Ginetta	7	6	<b>1:54.398</b>	2.005	0.548	<b>195,0</b>
11	29	b	Alfonso COLOMINA*	ESP SMC Motorsport	McLaren	8	5	<b>1:55.209</b>	2.816	0.811	<b>203,6</b>
12	58	x	André NABAIS	POR André Nabais	McLaren	7	7	<b>1:55.770</b>	3.377	0.561	<b>204,0</b>
13	7	x	Álvaro RAMOS	POR Araujo Competição	Aston Martin	8	3	<b>1:55.905</b>	3.512	0.135	<b>210,0</b>
14	69	u	Marcus FOTHERGILL	GBR Tockwith Motorsports	Porsche	7	2	<b>1:56.797</b>	4.404	0.892	<b>208,6</b>
15	777	x	Ruben VAQUINHAS*	POR Racar Motorsport	Aston Martin	5	3	<b>1:57.730</b>	5.337	0.933	<b>211,6</b>
16	26	x	Simon MOORE	POR Tomás Pinto Abreu	Ginetta	4	3	<b>1:59.164</b>	6.771	1.434	<b>199,8</b>
17	40	c	Borja HORMIGOS	ESP Autoworks Motorsport	BMW	6	3	<b>1:59.698</b>	7.305	0.534	<b>195,4</b>
18	25	x	Jonathan ELSWORTH	GBR Steve Kirton	Ginetta	7	3	<b>1:59.984</b>	7.591	0.286	<b>195,3</b>
19	56	r	José CORREIA	POR JC Group Racing	Cupra	6	6	<b>2:01.877</b>	9.484	1.893	<b>196,4</b>
20	107	c	Manuel ALMEIDA	POR Monteiro Competições	Ginetta	6	3	<b>2:07.570</b>	15.177	5.693	<b>170,6</b>
21	14	c	Antonio ALBACETE	ESP PRM Racing	Mini	6	2	<b>2:13.944</b>	21.551	6.374	<b>172,0</b>
22	20	b	Gabriela CORREIA*	POR JC Group Racing	Mercedes	1	1	<b>2:14.435</b>	22.042	0.491	<b>171,4</b>
23	99	c	Cesar MORENO	ESP PRM Racing	Mini	6	2	<b>2:14.595</b>	22.202	0.160	<b>171,9</b>

Circuito de Jerez, 21 DE OCTUBRE DE 2023

STEWARDS	RACE DIRECTOR	TIMEKEEPER
Hora:	Hora:	RESULTADOS PUBLICADOS A LAS 13:46 HORAS



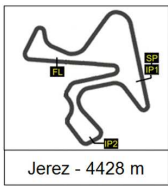
20-22 octubre 2023

g24

## Supers Cars - GT4 + TCR Qualifying Practice 2 LAP BY LAP

Vuelta	2	5	7	8	12	14	16	20	25	26	29	37
1	2:08.299	2:09.117	2:07.660	2:14.206	2:09.696	2:25.427	2:11.696	2:14.435*	2:10.366	2:06.515	2:09.845	2:26.087
2	1:56.321	2:08.339	1:57.434	2:01.549	1:57.155	2:13.944*	1:54.151		2:00.197	1:59.171	2:01.996	2:02.841
3	1:55.076	1:53.098	1:55.905*	1:53.421	1:53.329*	2:14.317	1:53.248*		1:59.984*	1:59.164*	1:55.882	1:55.650
4	1:56.591	1:52.777	1:57.529	1:53.050	1:55.715	2:17.876	1:59.639		2:03.794	PIT EXIT	1:59.362	1:54.690
5	1:53.616	1:54.460	1:59.716	2:03.084	1:58.716	2:14.733	PIT EXIT		PIT EXIT		1:55.209*	1:54.655
6	1:53.062	1:54.940	1:59.610	1:52.651*	2:04.177	2:19.111			2:05.769		1:58.655	1:54.398*
7	1:52.584*	1:52.723*	1:59.271	1:55.079	1:59.078				2:03.518		1:56.066	1:57.649
8		1:52.761	1:58.334	1:53.039	1:54.061						1:55.427	

Vuelta	38	40	55	56	58	69	99	107	115	116	777
1	2:09.704	2:15.027	2:09.485	2:32.012	2:19.609	2:05.047	2:24.747	2:27.066	2:17.796	2:16.385	2:12.800
2	1:55.838	2:00.322	1:56.047	2:09.809	2:02.417	1:56.797*	2:14.595*	2:09.158	1:58.320	1:58.277	1:58.608
3	1:53.850*	1:59.698*	1:52.393*	2:05.295	1:57.891	1:57.785	2:20.054	2:07.570*	1:52.423*	1:52.953	1:57.730*
4	1:53.865	2:10.456	1:54.188	2:03.558	1:57.260	1:56.856	2:24.140	2:30.760	1:53.418	1:52.936*	2:11.684
5		1:59.730		2:02.838	1:56.687	1:57.028	2:23.969	2:24.232	1:52.638	1:53.182	2:04.138
6		1:59.885		2:01.877*	2:22.196	PIT EXIT	2:21.343	2:08.109	1:56.671	1:57.942	
7					1:55.770*	2:03.593				1:53.345	

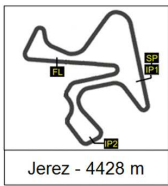


20-22 octubre 2023

1  
g25

## Supers Cars - GT4 + TCR Qualifying Practice 2 ANALYSIS

Número	2		5		7		8		12		14		16		
	Sector	Vuelta	Sector	Vuelta	Sector	Vuelta	Sector	Vuelta	Sector	Vuelta	Sector	Vuelta	Sector	Vuelta	
1	IP1	51.312	51.312	53.571	53.571	52.584	52.584	54.647	54.647	54.972	54.972	1:00.06	1:00.061	54.200	54.200
	IP2	36.239	1:27.551	34.932	1:28.503	35.258	1:27.842	37.345	1:31.992	35.174	1:30.146	39.390	1:39.451	37.166	1:31.366
	FL	40.748	<b>2:08.299</b>	40.614	<b>2:09.117</b>	39.818	<b>2:07.660</b>	42.214	<b>2:14.206</b>	39.550	<b>2:09.696</b>	45.976	<b>2:25.427</b>	40.330	<b>2:11.696</b>
2	IP1	45.154	45.154	44.602	44.602	44.616	44.616	47.789	47.789	44.231	44.231	<b>51.273</b>	<b>51.273</b>	43.866	43.866
	IP2	32.493	1:17.647	34.456	1:19.058	32.752	1:17.368	34.326	1:22.115	32.967	1:17.198	37.961	1:29.234	31.948	1:15.814
	FL	38.674	<b>1:56.321</b>	49.281	<b>2:08.339</b>	40.066	<b>1:57.434</b>	39.434	<b>2:01.549</b>	39.957	<b>1:57.155</b>	<b>44.710</b>	<b>2:13.944</b>	<b>38.337</b>	<b>1:54.151</b>
3	IP1	43.919	43.919	43.454	43.454	<b>44.344</b>	<b>44.344</b>	43.373	43.373	<b>43.421</b>	<b>43.421</b>	51.347	51.347	<b>42.984</b>	<b>42.984</b>
	IP2	32.047	1:15.966	31.598	1:15.052	<b>32.700</b>	<b>1:17.044</b>	31.708	1:15.081	32.012	1:15.433	37.683	1:29.030	<b>31.892</b>	<b>1:14.876</b>
	FL	39.110	<b>1:55.076</b>	38.046	<b>1:53.098</b>	<b>38.861</b>	<b>1:55.905</b>	38.340	<b>1:53.421</b>	<b>37.896</b>	<b>1:53.329</b>	45.287	<b>2:14.317</b>	38.372	<b>1:53.248</b>
4	IP1	44.901	44.901	43.203	43.203	44.611	44.611	43.290	43.290	43.498	43.498	53.745	53.745	44.771	44.771
	IP2	32.694	1:17.595	31.625	1:14.828	33.582	1:18.193	31.601	1:14.891	32.159	1:15.657	39.047	1:32.792	35.989	1:20.760
	FL	38.996	<b>1:56.591</b>	<b>37.949</b>	<b>1:52.777</b>	39.336	<b>1:57.529</b>	38.159	<b>1:53.050</b>	40.058	<b>1:55.715</b>	45.084	<b>2:17.876</b>	38.879	<b>1:59.639</b>
5	IP1	43.459	43.459	43.974	43.974	46.333	46.333	43.704	43.704	43.625	43.625	51.636	51.636	45.309	45.309
	IP2	31.884	1:15.343	32.067	1:16.041	33.938	1:20.271	36.732	1:20.436	<b>31.683</b>	<b>1:15.308</b>	<b>37.116</b>	<b>1:28.752</b>	39.785	1:25.094
	FL	38.273	<b>1:53.616</b>	38.419	<b>1:54.460</b>	39.445	<b>1:59.716</b>	42.648	<b>2:03.084</b>	43.408	<b>1:58.716</b>	45.981	<b>2:14.733</b>	2:31.69	PIT EXIT
6	IP1	43.198	43.198	44.007	44.007	45.335	45.335	43.208	43.208	48.649	48.649	53.624	53.624	1:03.41	1:03.419
	IP2	31.570	1:14.768	31.753	1:15.760	34.593	1:19.928	31.758	1:14.966	33.342	1:21.991	39.206	1:32.830	52.455	1:55.874
	FL	38.294	<b>1:53.062</b>	39.180	<b>1:54.940</b>	39.682	<b>1:59.610</b>	<b>37.685</b>	<b>1:52.651</b>	42.186	<b>2:04.177</b>	46.281	<b>2:19.111</b>		-----
7	IP1	<b>43.096</b>	<b>43.096</b>	<b>43.054</b>	<b>43.054</b>	45.315	45.315	44.409	44.409	44.989	44.989	53.171	53.171		
	IP2	<b>31.513</b>	<b>1:14.609</b>	<b>31.458</b>	<b>1:14.512</b>	34.479	1:19.794	32.604	1:17.013	33.436	1:18.425	39.603	1:32.774		
	FL	<b>37.975</b>	<b>1:52.584</b>	38.211	<b>1:52.723</b>	39.477	<b>1:59.271</b>	38.066	<b>1:55.079</b>	40.653	<b>1:59.078</b>		-----		
8	IP1			43.235	43.235	45.191	45.191	<b>43.107</b>	<b>43.107</b>	43.750	43.750				
	IP2			31.473	1:14.708	33.574	1:18.765	<b>31.508</b>	<b>1:14.615</b>	32.074	1:15.824				
	FL		-----	38.053	<b>1:52.761</b>	39.569	<b>1:58.334</b>	38.424	<b>1:53.039</b>	38.237	<b>1:54.061</b>				

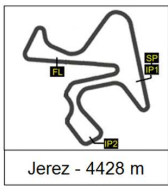


20-22 octubre 2023

2  
g25

## Supers Cars - GT4 + TCR Qualifying Practice 2 ANALYSIS

Número	20		25		26		29		37		38		40		
	Vta	Sector	Vuelta	Sector	Vuelta	Sector	Vuelta	Sector	Vuelta	Sector	Vuelta	Sector	Vuelta		
1	IP1	<b>54.889</b>	<b>54.889</b>	51.474	51.474	52.211	52.211	54.013	54.013	53.810	53.810	53.321	53.321	52.593	52.593
	IP2	<b>35.380</b>	<b>1:30.269</b>	37.561	1:29.035	34.309	1:26.520	35.104	1:29.117	36.354	1:30.164	35.539	1:28.860	36.915	1:29.508
	FL	<b>44.166</b>	<b>2:14.435</b>	41.331	<b>2:10.366</b>	39.995	<b>2:06.515</b>	40.728	<b>2:09.845</b>	55.923	<b>2:26.087</b>	40.844	<b>2:09.704</b>	45.519	<b>2:15.027</b>
2	IP1	1:11.31	1:11.313	46.123	46.123	<b>45.699</b>	<b>45.699</b>	46.837	46.837	45.360	45.360	44.463	44.463	46.439	46.439
	IP2	50.708	2:02.021	<b>33.817</b>	<b>1:19.940</b>	33.705	1:19.404	33.889	1:20.726	35.195	1:20.555	32.549	1:17.012	33.870	1:20.309
	FL		-----	40.257	<b>2:00.197</b>	<b>39.767</b>	<b>1:59.171</b>	41.270	<b>2:01.996</b>	42.286	<b>2:02.841</b>	38.826	<b>1:55.838</b>	<b>40.013</b>	<b>2:00.322</b>
3	IP1			<b>45.916</b>	<b>45.916</b>	46.088	46.088	44.549	44.549	44.075	44.075	<b>43.582</b>	<b>43.582</b>	45.673	45.673
	IP2			34.071	1:19.987	<b>33.306</b>	<b>1:19.394</b>	32.575	1:17.124	32.860	1:16.935	<b>31.974</b>	<b>1:15.556</b>	33.596	1:19.269
	FL			<b>39.997</b>	<b>1:59.984</b>	39.770	<b>1:59.164</b>	38.758	<b>1:55.882</b>	38.715	<b>1:55.650</b>	38.294	<b>1:53.850</b>	40.429	<b>1:59.698</b>
4	IP1			47.111	47.111	47.462	47.462	<b>43.859</b>	<b>43.859</b>	<b>43.592</b>	<b>43.592</b>	43.745	43.745	51.416	51.416
	IP2			35.763	1:22.874	34.823	1:22.285	32.724	1:16.583	<b>32.049</b>	<b>1:15.641</b>	32.030	1:15.775	35.922	1:27.338
	FL			40.920	<b>2:03.794</b>	1:20.32	<b>PIT EXIT</b>	42.779	<b>1:59.362</b>	39.049	<b>1:54.690</b>	<b>38.090</b>	<b>1:53.865</b>	43.118	<b>2:10.456</b>
5	IP1			46.482	46.482	49.637	49.637	44.297	44.297	43.767	43.767	44.317	44.317	45.760	45.760
	IP2			35.002	1:21.484	55.981	1:45.618	32.408	1:16.705	32.078	1:15.845	32.435	1:16.752	33.517	1:19.277
	FL			1:33.12	<b>PIT EXIT</b>		-----	<b>38.504</b>	<b>1:55.209</b>	38.810	<b>1:54.655</b>		-----	40.453	<b>1:59.730</b>
6	IP1			49.796	49.796			44.113	44.113	43.614	43.614			<b>45.655</b>	<b>45.655</b>
	IP2			35.136	1:24.932			<b>32.283</b>	<b>1:16.396</b>	32.126	1:15.740			<b>33.431</b>	<b>1:19.086</b>
	FL			40.837	<b>2:05.769</b>			42.259	<b>1:58.655</b>	<b>38.658</b>	<b>1:54.398</b>			40.799	<b>1:59.885</b>
7	IP1			46.313	46.313			44.535	44.535	45.062	45.062			55.564	55.564
	IP2			34.515	1:20.828			32.782	1:17.317	32.865	1:17.927			44.742	1:40.306
	FL			42.690	<b>2:03.518</b>			38.749	<b>1:56.066</b>	39.722	<b>1:57.649</b>				-----
8	IP1							44.016	44.016	44.092	44.092				
	IP2							32.689	1:16.705	35.637	1:19.729				
	FL				-----			38.722	<b>1:55.427</b>		-----				

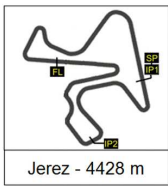


20-22 octubre 2023

3  
g25

## Supers Cars - GT4 + TCR Qualifying Practice 2 ANALYSIS

Número	55		56		58		69		99		107		115		
	Vta	Sector	Vuelta	Sector	Vuelta	Sector	Vuelta	Sector	Vuelta	Sector	Vuelta	Sector	Vuelta		
1	IP1	53.008	53.008	1:05.20	1:05.206	56.620	56.620	49.800	49.800	59.267	59.267	59.579	59.579	54.655	54.655
	IP2	35.119	1:28.127	41.497	1:46.703	40.771	1:37.391	34.828	1:24.628	39.766	1:39.033	39.043	1:38.622	38.499	1:33.154
	FL	41.358	<b>2:09.485</b>	45.309	<b>2:32.012</b>	42.218	<b>2:19.609</b>	40.419	<b>2:05.047</b>	45.714	<b>2:24.747</b>	48.444	<b>2:27.066</b>	44.642	<b>2:17.796</b>
2	IP1	43.578	43.578	51.659	51.659	48.571	48.571	44.889	44.889	<b>51.505</b>	<b>51.505</b>	49.423	49.423	47.117	47.117
	IP2	31.735	1:15.313	36.208	1:27.867	33.726	1:22.297	<b>33.029</b>	<b>1:17.918</b>	<b>38.148</b>	<b>1:29.653</b>	36.045	1:25.468	32.745	1:19.862
	FL	40.734	<b>1:56.047</b>	41.942	<b>2:09.809</b>	40.120	<b>2:02.417</b>	38.879	<b>1:56.797</b>	<b>44.942</b>	<b>2:14.595</b>	43.690	<b>2:09.158</b>	38.458	<b>1:58.320</b>
3	IP1	<b>43.159</b>	<b>43.159</b>	48.468	48.468	45.587	45.587	45.780	45.780	53.783	53.783	49.095	49.095	43.135	43.135
	IP2	<b>31.477</b>	<b>1:14.636</b>	35.584	1:24.052	33.047	1:18.634	33.484	1:19.264	40.379	1:34.162	35.552	1:24.647	<b>31.456</b>	<b>1:14.591</b>
	FL	<b>37.757</b>	<b>1:52.393</b>	41.243	<b>2:05.295</b>	39.257	<b>1:57.891</b>	<b>38.521</b>	<b>1:57.785</b>	45.892	<b>2:20.054</b>	<b>42.923</b>	<b>2:07.570</b>	<b>37.832</b>	<b>1:52.423</b>
4	IP1	43.286	43.286	47.476	47.476	44.662	44.662	<b>44.739</b>	<b>44.739</b>	55.578	55.578	55.143	55.143	43.488	43.488
	IP2	32.619	1:15.905	35.258	1:22.734	33.175	1:17.837	33.333	1:18.072	40.830	1:36.408	42.906	1:38.049	31.862	1:15.350
	FL	38.283	<b>1:54.188</b>	<b>40.824</b>	<b>2:03.558</b>	39.423	<b>1:57.260</b>	38.784	<b>1:56.856</b>	47.732	<b>2:24.140</b>	52.711	<b>2:30.760</b>	38.068	<b>1:53.418</b>
5	IP1	43.330	43.330	47.059	47.059	<b>44.173</b>	<b>44.173</b>	45.091	45.091	57.437	57.437	57.667	57.667	43.112	43.112
	IP2	31.548	1:14.878	<b>34.373</b>	1:21.432	32.813	1:16.986	33.237	1:18.328	40.749	1:38.186	41.063	1:38.730	31.641	1:14.753
	FL	-----	-----	41.406	<b>2:02.838</b>	39.701	<b>1:56.687</b>	38.700	<b>1:57.028</b>	45.783	<b>2:23.969</b>	45.502	<b>2:24.232</b>	37.885	<b>1:52.638</b>
6	IP1	-----	-----	<b>46.455</b>	<b>46.455</b>	54.705	54.705	46.302	46.302	55.087	55.087	<b>48.995</b>	<b>48.995</b>	43.898	43.898
	IP2	-----	-----	34.521	<b>1:20.976</b>	39.578	1:34.283	35.527	1:21.829	39.549	1:34.636	<b>35.488</b>	<b>1:24.483</b>	34.432	1:18.330
	FL	-----	-----	40.901	<b>2:01.877</b>	47.913	<b>2:22.196</b>	47.913	<b>2:22.196</b>	1:30.97	<b>PIT EXIT</b>	46.707	<b>2:21.343</b>	43.626	<b>2:08.109</b>
7	IP1	-----	-----	-----	-----	44.226	44.226	49.527	49.527	-----	-----	49.563	49.563	<b>43.072</b>	<b>43.072</b>
	IP2	-----	-----	-----	-----	<b>32.530</b>	<b>1:16.756</b>	34.212	1:23.739	-----	-----	37.715	1:27.278	31.765	1:14.837
	FL	-----	-----	-----	-----	<b>39.014</b>	<b>1:55.770</b>	39.854	<b>2:03.593</b>	-----	-----	-----	-----	-----	-----
8	IP1	-----	-----	-----	-----	59.158	59.158	-----	-----	-----	-----	-----	-----	-----	-----
	IP2	-----	-----	-----	-----	42.899	1:42.057	-----	-----	-----	-----	-----	-----	-----	-----




20-22 octubre 2023

4  
g25

## Supers Cars - GT4 + TCR Qualifying Practice 2 ANALYSIS

Número	116		777		0		0		0		0		0	
Vta	Sector	Vuelta	Sector	Vuelta	Sector	Vuelta	Sector	Vuelta	Sector	Vuelta	Sector	Vuelta	Sector	Vuelta
1	IP1	53.879	53.879	53.002	53.002									
	IP2	37.813	1:31.692	36.893	1:29.895									
	FL	44.693	<b>2:16.385</b>	42.905	<b>2:12.800</b>									
2	IP1	47.512	47.512	45.473	45.473									
	IP2	32.479	1:19.991	33.643	1:19.116									
	FL	38.286	<b>1:58.277</b>	39.492	<b>1:58.608</b>									
3	IP1	43.171	43.171	45.095	45.095									
	IP2	31.814	1:14.985	<b>33.609</b>	<b>1:18.704</b>									
	FL	<b>37.968</b>	<b>1:52.953</b>	<b>39.026</b>	<b>1:57.730</b>									
4	IP1	<b>43.139</b>	<b>43.139</b>	<b>44.989</b>	<b>44.989</b>									
	IP2	31.694	<b>1:14.833</b>	33.786	1:18.775									
	FL	38.103	<b>1:52.936</b>	52.909	<b>2:11.684</b>									
5	IP1	43.254	43.254	46.942	46.942									
	IP2	<b>31.658</b>	1:14.912	35.297	1:22.239									
	FL	38.270	<b>1:53.182</b>	41.899	<b>2:04.138</b>									
6	IP1	46.801	46.801	46.231	46.231									
	IP2	32.577	1:19.378	36.342	1:22.573									
	FL	38.564	<b>1:57.942</b>		-----									
7	IP1	43.179	43.179											
	IP2	31.764	1:14.943											
	FL	38.402	<b>1:53.345</b>											
8	IP1													
	IP2													
	FL		-----											



20-22 octubre 2023

g26

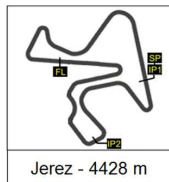
## Supers Cars - GT4 + TCR

### Qualifying Practice 2

### 40 BEST LAPS

Dorsal	Piloto	Nat	Equipo	Maq.	Hora	Vuelta	Tiempo
55	Elias NISKANEN	SLV	Lema Racing	Mercedes	13:31:56	3	1:52.393
115	Nil MONTSERRAT	ESP	NM Racing Team	Mercedes	13:31:53	3	1:52.423
2	Roberto FARIA	POR	Racar Motorsport	Mercedes	13:39:12	7	1:52.584
115	Nil MONTSERRAT	ESP	NM Racing Team	Mercedes	13:35:39	5	1:52.638
8	Patrick CUNHA	POR	Veloso Motorsport	Audi	13:36:25	6	1:52.651
5	Francisco ABREU	POR	José Carlos Pires	BMW	13:38:07	7	1:52.723
5	Francisco ABREU	POR	José Carlos Pires	BMW	13:39:60	8	1:52.761
5	Francisco ABREU	POR	José Carlos Pires	BMW	13:32:25	4	1:52.777
116	Guillermo ASO	ESP	NM Racing Team	Mercedes	13:33:47	4	1:52.936
116	Guillermo ASO	ESP	NM Racing Team	Mercedes	13:31:54	3	1:52.953
8	Patrick CUNHA	POR	Veloso Motorsport	Audi	13:40:13	8	1:53.039
8	Patrick CUNHA	POR	Veloso Motorsport	Audi	13:32:30	4	1:53.050
2	Roberto FARIA	POR	Racar Motorsport	Mercedes	13:37:19	6	1:53.062
5	Francisco ABREU	POR	José Carlos Pires	BMW	13:30:33	3	1:53.098
116	Guillermo ASO	ESP	NM Racing Team	Mercedes	13:35:40	5	1:53.182
16	Orlando BATINA	POR	Sérgio Azevedo	BMW	13:30:28	3	1:53.248
12	Alejandro GEPPERT	ESP	SMC Motorsport	McLaren	13:30:24	3	1:53.329
116	Guillermo ASO	ESP	NM Racing Team	Mercedes	13:39:31	7	1:53.345
115	Nil MONTSERRAT	ESP	NM Racing Team	Mercedes	13:33:46	4	1:53.418
8	Patrick CUNHA	POR	Veloso Motorsport	Audi	13:30:36	3	1:53.421
2	Roberto FARIA	POR	Racar Motorsport	Mercedes	13:35:26	5	1:53.616
38	Luís CALHEIROS	SLV	Lema Racing	Mercedes	13:31:59	3	1:53.850
38	Luís CALHEIROS	SLV	Lema Racing	Mercedes	13:33:53	4	1:53.865
12	Alejandro GEPPERT	ESP	SMC Motorsport	McLaren	13:40:15	8	1:54.061
16	Orlando BATINA	POR	Sérgio Azevedo	BMW	13:28:35	2	1:54.151
55	Elias NISKANEN	SLV	Lema Racing	Mercedes	13:33:51	4	1:54.188
37	Fábio MOTA	POR	Bruno Pires	Ginetta	13:36:43	6	1:54.398
5	Francisco ABREU	POR	José Carlos Pires	BMW	13:34:20	5	1:54.460
37	Fábio MOTA	POR	Bruno Pires	Ginetta	13:34:49	5	1:54.655
37	Fábio MOTA	POR	Bruno Pires	Ginetta	13:32:54	4	1:54.690
5	Francisco ABREU	POR	José Carlos Pires	BMW	13:36:15	6	1:54.940
2	Roberto FARIA	POR	Racar Motorsport	Mercedes	13:31:36	3	1:55.076
8	Patrick CUNHA	POR	Veloso Motorsport	Audi	13:38:20	7	1:55.079
29	Alfonso COLOMINA*	ESP	SMC Motorsport	McLaren	13:34:58	5	1:55.209
29	Alfonso COLOMINA*	ESP	SMC Motorsport	McLaren	13:40:49	8	1:55.427
37	Fábio MOTA	POR	Bruno Pires	Ginetta	13:31:00	3	1:55.650
12	Alejandro GEPPERT	ESP	SMC Motorsport	McLaren	13:32:19	4	1:55.715
58	André NABAIS	POR	André Nabais	McLaren	13:38:56	7	1:55.770
38	Luís CALHEIROS	SLV	Lema Racing	Mercedes	13:30:05	2	1:55.838
29	Alfonso COLOMINA*	ESP	SMC Motorsport	McLaren	13:31:04	3	1:55.882





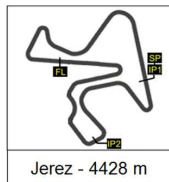
g27

20-22 octubre 2023

## Supers Cars - GT4 + TCR Qualifying Practice 2 TOP FIVE LAPS

Piloto	Nat	Equipo	Top Five Laps				
55 Elias NISKANEN	SLV	Lema Racing	1:52.393	1:54.188	1:56.047	2:09.485	PIT EXIT
115 Nil MONTSERRAT	ESP	NM Racing Team	1:52.423	1:52.638	1:53.418	1:56.671	1:58.320
2 Roberto FARIA	POR	Racar Motorsport	1:52.584	1:53.062	1:53.616	1:55.076	1:56.321
8 Patrick CUNHA	POR	Veloso Motorsport	1:52.651	1:53.039	1:53.050	1:53.421	1:55.079
5 Francisco ABREU	POR	José Carlos Pires	1:52.723	1:52.761	1:52.777	1:53.098	1:54.460
116 Guillermo ASO	ESP	NM Racing Team	1:52.936	1:52.953	1:53.182	1:53.345	1:57.942
16 Orlando BATINA	POR	Sérgio Azevedo	1:53.248	1:54.151	1:59.639	2:11.696	PIT EXIT
12 Alejandro GEPPERT	ESP	SMC Motorsport	1:53.329	1:54.061	1:55.715	1:57.155	1:58.716
38 Luís CALHEIROS	SLV	Lema Racing	1:53.850	1:53.865	1:55.838	2:09.704	PIT EXIT
37 Fábio MOTA	POR	Bruno Pires	1:54.398	1:54.655	1:54.690	1:55.650	1:57.649
29 Alfonso COLOMINA*	ESP	SMC Motorsport	1:55.209	1:55.427	1:55.882	1:56.066	1:58.655
58 André NABAIS	POR	André Nabais	1:55.770	1:56.687	1:57.260	1:57.891	2:02.417
7 Álvaro RAMOS	POR	Araujo Competição	1:55.905	1:57.434	1:57.529	1:58.334	1:59.271
69 Marcus FOTHERGILL	GBR	Tockwith Motorsports	1:56.797	1:56.856	1:57.028	1:57.785	2:03.593
777 Ruben VAQUINHAS*	POR	Racar Motorsport	1:57.730	1:58.608	2:04.138	2:11.684	2:12.800
26 Simon MOORE	POR	Tomás Pinto Abreu	1:59.164	1:59.171	2:06.515	PIT EXIT	PIT EXIT
40 Borja HORMIGOS	ESP	Autoworks Motorsport	1:59.698	1:59.730	1:59.885	2:00.322	2:10.456
25 Jonathan ELSWORTH	GBR	Steve Kirton	1:59.984	2:00.197	2:03.518	2:03.794	2:05.769
56 José CORREIA	POR	JC Group Racing	2:01.877	2:02.838	2:03.558	2:05.295	2:09.809
107 Manuel ALMEIDA	POR	Monteiros Competições	2:07.570	2:08.109	2:09.158	2:24.232	2:27.066
14 Antonio ALBACETE	ESP	PRM Racing	2:13.944	2:14.317	2:14.733	2:17.876	2:19.111
20 Gabriela CORREIA*	POR	JC Group Racing	2:14.435	PIT EXIT			
99 Cesar MORENO	ESP	PRM Racing	2:14.595	2:20.054	2:21.343	2:23.969	2:24.140





g28

20-22 octubre 2023

## Supers Cars - GT4 + TCR

### Qualifying Practice 2

### 40 BEST MAXIMUM SPEEDS

Dorsal	Piloto	Nat	Equipo	Maq.	Hora	Vuelta	Vmax
777	Ruben VAQUINHAS*	POR	Racar Motorsport	Aston Marti	13:30:57	2	211,6
777	Ruben VAQUINHAS*	POR	Racar Motorsport	Aston Marti	13:35:09	4	211,5
777	Ruben VAQUINHAS*	POR	Racar Motorsport	Aston Marti	13:32:55	3	210,9
777	Ruben VAQUINHAS*	POR	Racar Motorsport	Aston Marti	13:37:12	5	210,3
777	Ruben VAQUINHAS*	POR	Racar Motorsport	Aston Marti	13:28:59	1	210,3
7	Álvaro RAMOS	POR	Araujo Competição	Aston Marti	13:27:18	1	210,0
7	Álvaro RAMOS	POR	Araujo Competição	Aston Marti	13:35:010	5	209,9
7	Álvaro RAMOS	POR	Araujo Competição	Aston Marti	13:31:12	3	208,8
7	Álvaro RAMOS	POR	Araujo Competição	Aston Marti	13:37:09	6	208,8
69	Marcus FOTHERGILL	GBR	Tockwith Motorsports	Porsche	13:31:33	3	208,6
7	Álvaro RAMOS	POR	Araujo Competição	Aston Marti	13:39:09	7	208,5
8	Patrick CUNHA	POR	Veloso Motorsport	Audi	13:37:010	6	206,9
69	Marcus FOTHERGILL	GBR	Tockwith Motorsports	Porsche	13:33:30	4	206,7
69	Marcus FOTHERGILL	GBR	Tockwith Motorsports	Porsche	13:27:38	1	206,3
8	Patrick CUNHA	POR	Veloso Motorsport	Audi	13:35:16	5	206,3
16	Orlando BATINA	POR	Sérgio Azevedo	BMW	13:29:18	2	206,3
8	Patrick CUNHA	POR	Veloso Motorsport	Audi	13:29:26	2	206,1
8	Patrick CUNHA	POR	Veloso Motorsport	Audi	13:31:20	3	205,9
8	Patrick CUNHA	POR	Veloso Motorsport	Audi	13:39:03	7	205,9
7	Álvaro RAMOS	POR	Araujo Competição	Aston Marti	13:29:16	2	205,8
16	Orlando BATINA	POR	Sérgio Azevedo	BMW	13:27:25	1	205,7
7	Álvaro RAMOS	POR	Araujo Competição	Aston Marti	13:33:11	4	205,4
69	Marcus FOTHERGILL	GBR	Tockwith Motorsports	Porsche	13:38:24	6	205,3
69	Marcus FOTHERGILL	GBR	Tockwith Motorsports	Porsche	13:25:38	0	205,2
69	Marcus FOTHERGILL	GBR	Tockwith Motorsports	Porsche	13:35:28	5	205,1
5	Francisco ABREU	POR	José Carlos Pires	BMW	13:36:58	6	204,7
5	Francisco ABREU	POR	José Carlos Pires	BMW	13:31:16	3	204,4
5	Francisco ABREU	POR	José Carlos Pires	BMW	13:38:51	7	204,3
58	André NABAIS	POR	André Nabais	McLaren	13:37:45	6	204,0
55	Elias NISKANEN	SLV	Lema Racing	Mercedes	13:30:47	2	203,7
5	Francisco ABREU	POR	José Carlos Pires	BMW	13:29:23	2	203,6
29	Alfonso COLOMINA*	ESP	SMC Motorsport	McLaren	13:33:48	4	203,6
12	Alejandro GEPPERT	ESP	SMC Motorsport	McLaren	13:39:05	7	203,5
5	Francisco ABREU	POR	José Carlos Pires	BMW	13:35:04	5	203,4
29	Alfonso COLOMINA*	ESP	SMC Motorsport	McLaren	13:31:48	3	203,2
12	Alejandro GEPPERT	ESP	SMC Motorsport	McLaren	13:31:07	3	203,1
29	Alfonso COLOMINA*	ESP	SMC Motorsport	McLaren	13:27:53	1	203,1
38	Luís CALHEIROS	SLV	Lema Racing	Mercedes	13:30:48	2	203,0
5	Francisco ABREU	POR	José Carlos Pires	BMW	13:33:09	4	203,0
29	Alfonso COLOMINA*	ESP	SMC Motorsport	McLaren	13:39:37	7	203,0

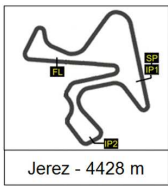


20-22 octubre 2023

g29

## Supers Cars - GT4 + TCR Qualifying Practice 2 TOP FIVE MAXIMUM SPEEDS

Piloto	Nat	Equipo	Top Five Vmax				
<b>777</b> Ruben VAQUINHAS*	POR	Racar Motorsport	211,6	211,5	210,9	210,3	210,3
<b>7</b> Álvaro RAMOS	POR	Araujo Competição	210,0	209,9	208,8	208,8	208,5
<b>69</b> Marcus FOTHERGILL	GBR	Tockwith Motorsports	208,6	206,7	206,3	205,3	205,2
<b>8</b> Patrick CUNHA	POR	Veloso Motorsport	206,9	206,3	206,1	205,9	205,9
<b>16</b> Orlando BATINA	POR	Sérgio Azevedo	206,3	205,7	188,7	167,7	148,5
<b>5</b> Francisco ABREU	POR	José Carlos Pires	204,7	204,4	204,3	203,6	203,4
<b>58</b> André NABAIS	POR	André Nabais	204,0	202,7	202,2	201,8	196,9
<b>55</b> Elias NISKANEN	SLV	Lema Racing	203,7	203,0	202,3	202,1	197,0
<b>29</b> Alfonso COLOMINA*	ESP	SMC Motorsport	203,6	203,2	203,1	203,0	202,9
<b>12</b> Alejandro GEPPERT	ESP	SMC Motorsport	203,5	203,1	202,5	201,8	201,5
<b>38</b> Luís CALHEIROS	SLV	Lema Racing	203,0	202,3	200,4	197,2	182,1
<b>2</b> Roberto FARIA	POR	Racar Motorsport	202,6	202,5	201,9	201,9	201,4
<b>116</b> Guillermo ASO	ESP	NM Racing Team	202,2	202,2	201,9	201,5	196,4
<b>115</b> Nil MONTSERRAT	ESP	NM Racing Team	201,9	201,7	201,5	201,2	197,3
<b>26</b> Simon MOORE	POR	Tomás Pinto Abreu	199,8	198,7	198,7	195,1	189,6
<b>56</b> José CORREIA	POR	JC Group Racing	196,4	195,9	192,5	184,8	182,6
<b>40</b> Borja HORMIGOS	ESP	Autoworks Motorsport	195,4	195,4	195,4	194,1	192,9
<b>25</b> Jonathan ELSWORTH	GBR	Steve Kirton	195,3	195,2	195,0	193,9	193,3
<b>37</b> Fábio MOTA	POR	Bruno Pires	195,0	194,9	194,8	194,7	193,0
<b>14</b> Antonio ALBACETE	ESP	PRM Racing	172,0	171,9	171,1	170,8	170,5
<b>99</b> Cesar MORENO	ESP	PRM Racing	171,9	170,8	169,7	167,4	165,9
<b>20</b> Gabriela CORREIA*	POR	JC Group Racing	171,4	97,5			
<b>107</b> Manuel ALMEIDA	POR	Monteiros Competições	170,6	169,3	169,3	169,2	167,1



20-22 octubre 2023

g30

## Supers Cars - GT4 + TCR RACE 2 STARTING GRID



		2	
1	<b>115</b>	Nil MONTSERRAT	1:52.423
		4	
2	<b>8</b>	Patrick CUNHA	1:52.651
		6	
3	<b>116</b>	Guillermo ASO	1:52.936
		8	
4	<b>12</b>	Alejandro GEPPERT	1:53.329
		10	
5	<b>37</b>	Fábio MOTA	1:54.398
		12	
6	<b>58</b>	André NABAIS	1:55.770
		14	
7	<b>69</b>	Marcus FOTHERGILL	1:56.797
		16	
8	<b>26</b>	Simon MOORE	1:59.164
		18	
9	<b>25</b>	Jonathan ELSWORTH	1:59.984
		20	
10	<b>107</b>	Manuel ALMEIDA	2:07.570
		22	
11	<b>20</b>	Gabriela CORREIA*	2:14.435
12			

		1	
<b>55</b>	Elias NISKANEN	1:52.393	
		3	
<b>2</b>	Roberto FARIA	1:52.584	
		5	
<b>5</b>	Francisco ABREU	1:52.723	
		7	
<b>16</b>	Orlando BATINA	1:53.248	
		9	
<b>38</b>	Luís CALHEIROS	1:53.850	
		11	
<b>29</b>	Alfonso COLOMINA*	1:55.209	
		13	
<b>7</b>	Álvaro RAMOS	1:55.905	
		15	
<b>777</b>	Ruben VAQUINHAS*	1:57.730	
		17	
<b>40</b>	Borja HORMIGOS	1:59.698	
		19	
<b>56</b>	José CORREIA	2:01.877	
		21	
<b>14</b>	Antonio ALBACETE	2:13.944	
		23	
<b>99</b>	Cesar MORENO	2:14.595	

STEWARDS

RACE DIRECTOR

TIMEKEEPER