**RENAULT SPORT****1**

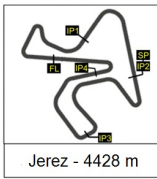
## CIRCUITO DE JEREZ - WORLD SERIES by RENAULT TEST EUROCUP FORMULA RENAULT 2.0 AM SESSION - RESULTS

CONDICIONES ATMOSFERICAS: **Soleado**ESTADO DE LA PISTA: **Seca**

Ord.	Piloto	Licencia	Equipo	Marca	NV	VR	Tiempo	Gap	Intv	Promedio
1	4 Jake HUGHES		GBR ART JUNIOR TEAM		38	11	<b>1:41.044</b>	----	----	<b>157,6</b>
2	22 Callan O'KEEFFE		RSA PREMA POWERTEAM		40	21	<b>1:41.821</b>	0.777	0.777	<b>156,4</b>
3	55 Pietro FITTIPALDI		BRA FORTEC MOTORSPORTS		26	25	<b>1:42.175</b>	1.131	0.354	<b>155,8</b>
4	40 Patricio O'WARD		MEX AVF		37	25	<b>1:42.191</b>	1.147	0.016	<b>155,8</b>
5	16 Louis DELETRAZ		SUI JOSEF KAUFMANN RACING		32	22	<b>1:42.259</b>	1.215	0.068	<b>155,7</b>
6	5 Max DEFOURNY		BEL ART JUNIOR TEAM		32	25	<b>1:42.432</b>	1.388	0.173	<b>155,4</b>
7	21 Dorian BOCCOLACCI		FRA PREMA POWERTEAM		47	41	<b>1:42.568</b>	1.524	0.136	<b>155,2</b>
8	6 Felix HIRSIGER		SUI ART JUNIOR TEAM		39	32	<b>1:42.658</b>	1.614	0.090	<b>155,1</b>
9	26 James ALLEN		AUS ARTA ENGINEERING		34	24	<b>1:42.698</b>	1.654	0.040	<b>155,0</b>
10	38 Harrison SCOTT		GBR AVF		35	27	<b>1:42.704</b>	1.660	0.006	<b>155,0</b>
11	10 Seb MORRIS		GBR MANOR MP MOTORSPORT		28	26	<b>1:42.748</b>	1.704	0.044	<b>155,0</b>
12	20 Ralf ARON		EST PREMA POWERTEAM		47	46	<b>1:42.861</b>	1.817	0.113	<b>154,8</b>
13	11 Lasse SORENSEN		DEN MANOR MP MOTORSPORT		35	17	<b>1:42.869</b>	1.825	0.008	<b>154,8</b>
14	7 Valentin HASSE CLOT		FRA FORTEC MOTORSPORTS		43	41	<b>1:42.932</b>	1.888	0.063	<b>154,7</b>
15	9 Joseph MAWSON		AUS FORTEC MOTORSPORTS		41	39	<b>1:43.294</b>	2.250	0.362	<b>154,2</b>
16	39 Alessio LORANDI		ITA AVF		41	36	<b>1:43.331</b>	2.287	0.037	<b>154,1</b>
17	14 Anton De PASQUALE		AUS JOSEF KAUFMANN RACING		48	41	<b>1:43.433</b>	2.389	0.102	<b>153,9</b>
18	12 Valentin MOINEAULT		FRA MANOR MP MOTORSPORT		36	25	<b>1:43.585</b>	2.541	0.152	<b>153,7</b>
19	18 Ferdinand HABSBURG		AUT KOIRANEN GP		35	32	<b>1:43.598</b>	2.554	0.013	<b>153,7</b>
20	2 Paul HOKFELT JR.		SUI TECH 1 RACING		22	22	<b>1:43.656</b>	2.612	0.058	<b>153,6</b>
21	51 Charlie EASTWOOD		IRL FORTEC MOTORSPORTS		27	17	<b>1:43.659</b>	2.615	0.003	<b>153,6</b>
22	27 Denis BULATOV		RUS ARTA ENGINEERING		37	28	<b>1:44.111</b>	3.067	0.452	<b>152,9</b>
23	17 Joonas LAPPALAINEN		FIN KOIRANEN GP		40	21	<b>1:44.123</b>	3.079	0.012	<b>152,9</b>
24	1 Kevin AABOL		NOR TECH 1 RACING		38	37	<b>1:44.522</b>	3.478	0.399	<b>152,3</b>
25	62 Niko KARI		FIN KOIRANEN GP		39	30	<b>1:44.641</b>	3.597	0.119	<b>152,2</b>
26	8 Bryan ELPITIYA		FRA FORTEC MOTORSPORTS		44	32	<b>1:44.952</b>	3.908	0.311	<b>151,7</b>
27	28 David DROUX		SUI ARTA ENGINEERING		38	14	<b>1:44.989</b>	3.945	0.037	<b>151,7</b>
28	63 Nicklas NIELSEN		DEN ART JUNIOR TEAM		36	29	<b>1:45.196</b>	4.152	0.207	<b>151,4</b>
29	19 Julien FALCHERO		FRA KOIRANEN GP		46	40	<b>1:45.398</b>	4.354	0.202	<b>151,1</b>

RESULTADOS PUBLICADOS A LAS 13:30 HORAS

CIRCUITO DE JEREZ, 20 DE OCTUBRE DE 2014



RENAULT SPORT

WORLD SERIES  
by RENAULT

FORMULA  
RENAULT 2.0  
EUROCUP

2

## CIRCUITO DE JEREZ - WORLD SERIES by RENAULT TEST EUROCUP FORMULA RENAULT 2.0 - ROOKIES AM SESSION - RESULTS

CONDICIONES ATMOSFERICAS: **Soleado**

ESTADO DE LA PISTA: **Seca**

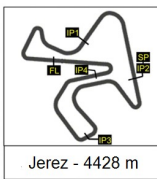
Ord.	Piloto	Licencia	Equipo	Marca	NV	VR	Tiempo	Gap	Intv	Promedio
1	21 Dorian BOCCOLACCI	FRA	PREMA POWERTEAM		47	41	<b>1:42.568</b>	----	----	<b>155,2</b>
2	6 Felix HIRSIGER	SUI	ART JUNIOR TEAM		39	32	<b>1:42.658</b>	0.090	0.090	<b>155,1</b>
3	20 Ralf ARON	EST	PREMA POWERTEAM		47	46	<b>1:42.861</b>	0.293	0.203	<b>154,8</b>
4	11 Lasse SORENSEN	DEN	MANOR MP MOTORSPORT		35	17	<b>1:42.869</b>	0.301	0.008	<b>154,8</b>
5	9 Joseph MAWSON	AUS	FORTEC MOTORSPORTS		41	39	<b>1:43.294</b>	0.726	0.425	<b>154,2</b>
6	39 Alessio LORANDI	ITA	AVF		41	36	<b>1:43.331</b>	0.763	0.037	<b>154,1</b>
7	14 Anton De PASQUALE	AUS	JOSEF KAUFMANN RACING		48	41	<b>1:43.433</b>	0.865	0.102	<b>153,9</b>
8	27 Denis BULATOV	RUS	ARTA ENGINEERING		37	28	<b>1:44.111</b>	1.543	0.678	<b>152,9</b>
9	17 Joonas LAPPALAINEN	FIN	KOIRANEN GP		40	21	<b>1:44.123</b>	1.555	0.012	<b>152,9</b>
10	1 Kevin AABOL	NOR	TECH 1 RACING		38	37	<b>1:44.522</b>	1.954	0.399	<b>152,3</b>

RESULTADOS PUBLICADOS A LAS 13:31 HORAS

CIRCUITO DE JEREZ, 20 DE OCTUBRE DE 2014







RENAULT SPORT

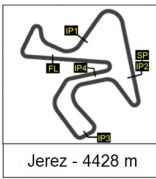


3<sup>1</sup>

## CIRCUITO DE JEREZ - WORLD SERIES by RENAULT TEST EUROCUP FORMULA RENAULT 2.0 AM SESSION - ANALYSIS

Número	1		2		4		5		6		7		8		
	Vta	Sector	Vuelta	Sector	Vuelta	Sector	Vuelta	Sector	Vuelta	Sector	Vuelta	Sector	Vuelta		
37	IP1	40.007	40.007			44.399	44.399			40.100	40.100	39.797	39.797	40.330	40.330
	IP2	29.248	1:09.255			29.106	1:13.505			29.033	1:09.133	29.545	1:09.342	29.333	1:09.663
	FL	<b>35.267</b>	<b>1:44.522</b>			34.872	<b>1:48.377</b>			35.940	<b>1:45.073</b>	35.472	<b>1:44.814</b>	35.570	<b>1:45.233</b>
38	IP1	39.985	39.985			39.470	39.470			40.084	40.084	43.912	43.912	40.395	40.395
	IP2	29.150	1:09.135			28.609	1:08.079			28.987	1:09.071	30.572	1:14.484	29.314	1:09.709
	FL	35.744	<b>1:44.879</b>			34.958	<b>1:43.037</b>			35.488	<b>1:44.559</b>	37:13.1	<b>PIT EXIT</b>	35.504	<b>1:45.213</b>
39	IP1	46.560	46.560			39.360	39.360			39.908	39.908	47.514	47.514	46.210	46.210
	IP2	38.830	1:25.390			35.824	1:15.184			29.563	1:09.471	30.247	1:17.761	30.148	1:16.358
	FL		-----				-----			35.384	<b>1:44.855</b>	36.468	<b>1:54.229</b>	35.754	<b>1:52.112</b>
40	IP1									40.045	40.045	39.810	39.810	45.635	45.635
	IP2									31.142	1:11.187	28.582	1:08.392	34.202	1:19.837
	FL										-----	<b>34.948</b>	<b>1:43.340</b>	11:03.6	<b>PIT EXIT</b>
41	IP1											<b>39.435</b>	<b>39.435</b>	47.407	47.407
	IP2											<b>28.522</b>	<b>1:07.957</b>	29.630	1:17.037
	FL											34.975	<b>1:42.932</b>	35.915	<b>1:52.952</b>
42	IP1											39.531	39.531	40.439	40.439
	IP2											28.714	1:08.245	29.293	1:09.732
	FL											35.011	<b>1:43.256</b>	36.970	<b>1:46.702</b>
43	IP1											39.498	39.498	40.437	40.437
	IP2											32.382	1:11.880	29.257	1:09.694
	FL											41.870	<b>1:53.750</b>	35.711	<b>1:45.405</b>
44	IP1											48.570	48.570	40.315	40.315
	IP2											36.546	1:25.116	29.509	1:09.824
	FL												-----	41.740	<b>1:51.564</b>
45	IP1													40.797	40.797
	IP2														
	FL														-----
46	IP1														
	IP2														
	FL														
47	IP1														
	IP2														
	FL														
48	IP1														
	IP2														
	FL														





Jerez - 4428 m

RENAULT SPORT



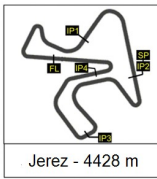
FORMULA RENAULT 2.0 EUROCUPI

3 <sup>2</sup>

CIRCUITO DE JEREZ - WORLD SERIES by RENAULT TEST
EUROCUPI FORMULA RENAULT 2.0
AM SESSION - ANALISIS

Table with columns for driver number (Número), lap (Vta), sector, and time (Vuelta). Rows are grouped by driver number from 19 to 36, with each driver having multiple rows for different laps (IP1, IP2, FL) and their corresponding times and sector times.





Jerez - 4428 m

RENAULT SPORT

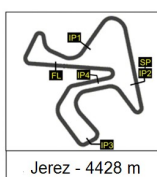


3<sup>2</sup>

## CIRCUITO DE JEREZ - WORLD SERIES by RENAULT TEST EUROCUP FORMULA RENAULT 2.0 AM SESSION - ANALYSIS

Número	9		10		11		12		14		16		17		
	Vta	Sector	Vuelta	Sector	Vuelta	Sector	Vuelta	Sector	Vuelta	Sector	Vuelta	Sector	Vuelta		
37	IP1	1:24.18	1:24.184					52.512	52.512	40.021	40.021			40.108	40.108
	IP2	35.056	1:59.240					32.296	1:24.808	29.216	1:09.237			29.137	1:09.245
	FL	37.253	<b>2:36.493</b>							35.682	<b>1:44.919</b>			35.209	<b>1:44.454</b>
38	IP1	39.767	39.767							39.828	39.828			40.020	40.020
	IP2	28.726	1:08.493							29.219	1:09.047			29.248	1:09.268
	FL	34.808	<b>1:43.301</b>							6:26.46	<b>PIT EXIT</b>			35.340	<b>1:44.608</b>
39	IP1	39.855	39.855							52.106	52.106			39.956	39.956
	IP2	28.642	1:08.497							33.789	1:25.895			29.237	1:09.193
	FL	<b>34.797</b>	<b>1:43.294</b>							36.173	<b>2:02.068</b>			35.507	<b>1:44.700</b>
40	IP1	39.610	39.610							40.459	40.459			39.985	39.985
	IP2	28.952	1:08.562							28.879	1:09.338			29.302	1:09.287
	FL	35.143	<b>1:43.705</b>							35.340	<b>1:44.678</b>			35.624	<b>1:44.911</b>
41	IP1	<b>39.392</b>	<b>39.392</b>							<b>39.385</b>	<b>39.385</b>			40.059	40.059
	IP2	<b>28.504</b>	<b>1:07.896</b>							28.937	1:08.322			30.586	1:10.645
	FL	35.738	<b>1:43.634</b>							35.111	<b>1:43.433</b>				
42	IP1	50.770	50.770							40.453	40.453				
	IP2	37.735	1:28.505							28.854	1:09.307				
	FL									35.200	<b>1:44.507</b>				
43	IP1									42.193	42.193				
	IP2									38.328	1:20.521				
	FL									11:13.0	<b>PIT EXIT</b>				
44	IP1									47.918	47.918				
	IP2									30.821	1:18.739				
	FL									37.050	<b>1:55.789</b>				
45	IP1									39.893	39.893				
	IP2									29.056	1:08.949				
	FL									<b>34.957</b>	<b>1:43.906</b>				
46	IP1									40.912	40.912				
	IP2									29.211	1:10.123				
	FL									35.285	<b>1:45.408</b>				
47	IP1									39.492	39.492				
	IP2									29.174	1:08.666				
	FL									35.032	<b>1:43.698</b>				
48	IP1									39.663	39.663				
	IP2									29.128	1:08.791				
	FL									36.034	<b>1:44.825</b>				





RENAULT SPORT



WORLD SERIES  
by RENAULT



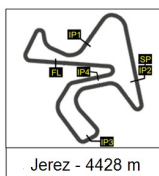
3

CIRCUITO DE JEREZ - WORLD SERIES by RENAULT TEST  
EURO CUP FORMULA RENAULT 2.0  
AM SESSION - ANALYSIS

Table with columns for driver number (Número), sector, and lap (Sector, Vuelta) for positions 1-18. Includes details like pit stops and specific lap times.







RENAULT SPORT



FORMULA  
RENAULT 2.0  
EUROCUP

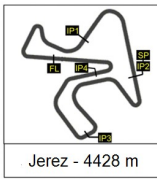
3<sup>3</sup>

## CIRCUITO DE JEREZ - WORLD SERIES by RENAULT TEST EUROCUP FORMULA RENAULT 2.0 AM SESSION - ANALYSIS

Número		18		19		20		21		22		26		27	
Vta		Sector	Vuelta	Sector	Vuelta	Sector	Vuelta	Sector	Vuelta	Sector	Vuelta	Sector	Vuelta	Sector	Vuelta
37	IP1			41.275	41.275	39.742	39.742	52.990	52.990	39.844	39.844			40.097	40.097
	IP2			30.068	1:11.343	29.160	1:08.902	38.735	1:31.725	28.810	1:08.654			29.347	1:09.444
	FL			29:26.9	<b>PIT EXIT</b>	35.132	<b>1:44.034</b>	38.503	<b>2:10.228</b>	34.787	<b>1:43.441</b>			35.556	<b>1:45.000</b>
38	IP1			51.321	51.321	39.686	39.686	39.740	39.740	39.712	39.712			40.098	40.098
	IP2			30.511	1:21.832	29.126	1:08.812	28.726	1:08.466	28.637	1:08.349			31.561	1:11.659
	FL			36.626	<b>1:58.458</b>	35.171	<b>1:43.983</b>	34.746	<b>1:43.212</b>	34.906	<b>1:43.255</b>				-----
39	IP1			40.538	40.538	39.653	39.653	39.631	39.631	39.635	39.635				
	IP2			29.480	1:10.018	28.982	1:08.635	28.712	1:08.343	31.404	1:11.039				
	FL			35.756	<b>1:45.774</b>	35.034	<b>1:43.669</b>	35.011	<b>1:43.354</b>	36.542	<b>1:47.581</b>				
40	IP1			40.364	40.364	39.778	39.778	39.325	39.325	39.830	39.830				
	IP2			<b>29.346</b>	1:09.710	28.852	1:08.630	28.536	1:07.861	28.901	1:08.731				
	FL			35.688	<b>1:45.398</b>	35.126	<b>1:43.756</b>	34.780	<b>1:42.641</b>	34.834	<b>1:43.565</b>				
41	IP1			41.396	41.396	39.513	39.513	39.449	39.449	39.777	39.777				
	IP2			29.731	1:11.127	28.894	1:08.407	<b>28.403</b>	<b>1:07.852</b>	30.606	1:10.383				
	FL			11:24.3	<b>PIT EXIT</b>	35.077	<b>1:43.484</b>	<b>34.716</b>	<b>1:42.568</b>		-----				
42	IP1			53.038	53.038	39.779	39.779	<b>39.208</b>	<b>39.208</b>						
	IP2			30.493	1:23.531	29.351	1:09.130	35.852	1:15.060						
	FL			37.502	<b>2:01.033</b>	18:50.9	<b>PIT EXIT</b>	11:29.2	<b>PIT EXIT</b>						
43	IP1			40.546	40.546	53.230	53.230	50.760	50.760						
	IP2			29.653	1:10.199	30.856	1:24.086	29.355	1:20.115						
	FL			36.098	<b>1:46.297</b>	35.946	<b>2:00.032</b>	36.598	<b>1:56.713</b>						
44	IP1			<b>40.147</b>	<b>40.147</b>	39.661	39.661	39.680	39.680						
	IP2			29.388	<b>1:09.535</b>	28.856	1:08.517	28.804	1:08.484						
	FL			35.878	<b>1:45.413</b>	35.038	<b>1:43.555</b>	34.839	<b>1:43.323</b>						
45	IP1			40.843	40.843	<b>39.325</b>	<b>39.325</b>	39.479	39.479						
	IP2			29.693	1:10.536	28.756	<b>1:08.081</b>	28.707	1:08.186						
	FL			<b>35.652</b>	<b>1:46.188</b>	34.785	<b>1:42.866</b>	34.847	<b>1:43.033</b>						
46	IP1			40.314	40.314	39.477	39.477	39.475	39.475						
	IP2			29.391	1:09.705	<b>28.736</b>	1:08.213	28.599	1:08.074						
	FL			35.843	<b>1:45.548</b>	<b>34.648</b>	<b>1:42.861</b>	34.783	<b>1:42.857</b>						
47	IP1			41.816	41.816	44.033	44.033	39.456	39.456						
	IP2			38.080	1:19.896	39.009	1:23.042	29.240	1:08.696						
	FL				-----	44.147	<b>2:07.189</b>	46.340	<b>1:55.036</b>						
48	IP1					49.130	49.130	50.258	50.258						
	IP2					37.474	1:26.604	37.405	1:27.663						
	FL						-----		-----						







RENAULT SPORT

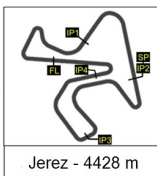


FORMULA RENAULT 2.0 EURO CUP

3<sup>4</sup>

## CIRCUITO DE JEREZ - WORLD SERIES by RENAULT TEST EURO CUP FORMULA RENAULT 2.0 AM SESSION - ANALYSIS

Número	28		38		39		40		51		55		62		
Vta	Sector	Vuelta	Sector	Vuelta	Sector	Vuelta	Sector	Vuelta	Sector	Vuelta	Sector	Vuelta	Sector	Vuelta	
37	IP1	42.107	42.107			39.831	39.831	39.857	39.857					39.927	39.927
	IP2	31.667	1:13.774			28.774	1:08.605	29.026	1:08.883					29.289	1:09.216
	FL	35.667	<b>1:49.441</b>			35.031	<b>1:43.636</b>	35.329	<b>1:44.212</b>					35.593	<b>1:44.809</b>
38	IP1	40.500	40.500			46.757	46.757	39.880	39.880					<b>39.787</b>	<b>39.787</b>
	IP2	29.653	1:10.153			34.909	1:21.666	29.233	1:09.113					29.214	<b>1:09.001</b>
	FL	35.743	<b>1:45.896</b>			50:14.2	<b>PIT EXIT</b>		-----					35.829	<b>1:44.830</b>
39	IP1	40.216	40.216			45.205	45.205							40.328	40.328
	IP2	39.444	1:19.660			31.041	1:16.246							29.422	1:09.750
	FL		-----			36.051	<b>1:52.297</b>							35.623	<b>1:45.373</b>
40	IP1					40.689	40.689							39.931	39.931
	IP2					29.903	1:10.592							29.886	1:09.817
	FL					35.765	<b>1:46.357</b>								-----
41	IP1					52.346	52.346								
	IP2					35.289	1:27.635								
	FL					36.103	<b>2:03.738</b>								
42	IP1					40.552	40.552								
	IP2					30.608	1:11.160								
	FL						-----								
43	IP1														
	IP2														
	FL														
44	IP1														
	IP2														
	FL														
45	IP1														
	IP2														
	FL														
46	IP1														
	IP2														
	FL														
47	IP1														
	IP2														
	FL														
48	IP1														
	IP2														
	FL														



RENAULT SPORT

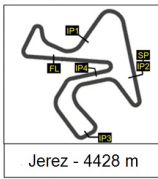


5  
**3**

## CIRCUITO DE JEREZ - WORLD SERIES by RENAULT TEST EUROCUP FORMULA RENAULT 2.0 AM SESSION - ANALYSIS

Número	63		0		0		0		0		0		0	
Vta	Sector	Vuelta	Sector	Vuelta	Sector	Vuelta	Sector	Vuelta	Sector	Vuelta	Sector	Vuelta	Sector	Vuelta
1	IP1	55.340	55.340											
	IP2	34.044	1:29.384											
	FL	39.009	<b>2:08.393</b>											
2	IP1	42.823	42.823											
	IP2	33.366	1:16.189											
	FL	37.485	<b>1:53.674</b>											
3	IP1	41.667	41.667											
	IP2	30.613	1:12.280											
	FL	36.480	<b>1:48.760</b>											
4	IP1	42.476	42.476											
	IP2	30.097	1:12.573											
	FL	36.349	<b>1:48.922</b>											
5	IP1	41.201	41.201											
	IP2	29.808	1:11.009											
	FL	36.074	<b>1:47.083</b>											
6	IP1	40.956	40.956											
	IP2	29.907	1:10.863											
	FL	36.288	<b>1:47.151</b>											
7	IP1	41.046	41.046											
	IP2	30.893	1:11.939											
	FL	37.338	<b>1:49.277</b>											
8	IP1	41.476	41.476											
	IP2	47.377	1:28.853											
	FL	13:35.6	<b>PIT EXIT</b>											
9	IP1	49.041	49.041											
	IP2	30.235	1:19.276											
	FL	36.318	<b>1:55.594</b>											
10	IP1	41.180	41.180											
	IP2	30.026	1:11.206											
	FL	36.151	<b>1:47.357</b>											
11	IP1	40.909	40.909											
	IP2	29.796	1:10.705											
	FL	36.035	<b>1:46.740</b>											
12	IP1	41.006	41.006											
	IP2	29.748	1:10.754											
	FL	35.841	<b>1:46.595</b>											
13	IP1	40.688	40.688											
	IP2	29.784	1:10.472											
	FL	36.051	<b>1:46.523</b>											
14	IP1	40.948	40.948											
	IP2	29.812	1:10.760											
	FL	36.067	<b>1:46.827</b>											
15	IP1	40.705	40.705											
	IP2	29.712	1:10.417											
	FL	35.880	<b>1:46.297</b>											
16	IP1	41.929	41.929											
	IP2	31.388	1:13.317											
	FL	36:29.4	<b>PIT EXIT</b>											
17	IP1	1:09.35	1:09.350											
	IP2	31.503	1:40.853											
	FL	36.909	<b>2:17.762</b>											
18	IP1	41.923	41.923											
	IP2	30.436	1:12.359											
	FL	36.477	<b>1:48.836</b>											





RENAULT SPORT



FORMULA RENAULT 2.0 EURO CUP

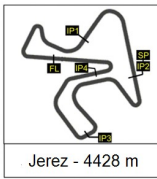
5  
3

## CIRCUITO DE JEREZ - WORLD SERIES by RENAULT TEST EURO CUP FORMULA RENAULT 2.0 AM SESSION - ANALYSIS

Número	63			0		0		0		0		0		0	
Vta	Sector	Vuelta		Sector	Vuelta	Sector	Vuelta	Sector	Vuelta	Sector	Vuelta	Sector	Vuelta	Sector	Vuelta
19	IP1	41.080	41.080												
	IP2	30.104	1:11.184												
	FL	36.075	<b>1:47.259</b>												
20	IP1	40.816	40.816												
	IP2	29.766	1:10.582												
	FL	35.886	<b>1:46.468</b>												
21	IP1	40.499	40.499												
	IP2	29.690	1:10.189												
	FL	35.799	<b>1:45.988</b>												
22	IP1	40.599	40.599												
	IP2	29.837	1:10.436												
	FL	35.908	<b>1:46.344</b>												
23	IP1	40.717	40.717												
	IP2	29.602	1:10.319												
	FL	35.656	<b>1:45.975</b>												
24	IP1	40.565	40.565												
	IP2	29.626	1:10.191												
	FL	12:09.6	PIT EXIT												
25	IP1	52.023	52.023												
	IP2	34.346	1:26.369												
	FL	37.555	<b>2:03.924</b>												
26	IP1	42.294	42.294												
	IP2	32.424	1:14.718												
	FL	36.592	<b>1:51.310</b>												
27	IP1	41.198	41.198												
	IP2	29.713	1:10.911												
	FL	35.927	<b>1:46.838</b>												
28	IP1	40.568	40.568												
	IP2	29.630	1:10.198												
	FL	35.704	<b>1:45.902</b>												
29	IP1	40.329	40.329												
	IP2	<b>29.409</b>	1:09.738												
	FL	<b>35.458</b>	<b>1:45.196</b>												
30	IP1	40.291	40.291												
	IP2	29.523	1:09.814												
	FL	35.624	<b>1:45.438</b>												
31	IP1	<b>40.284</b>	<b>40.284</b>												
	IP2	29.446	<b>1:09.730</b>												
	FL	35.601	<b>1:45.331</b>												
32	IP1	41.140	41.140												
	IP2	30.703	1:11.843												
	FL	28:38.8	PIT EXIT												
33	IP1	55.341	55.341												
	IP2	35.381	1:30.722												
	FL	36.675	<b>2:07.397</b>												
34	IP1	41.273	41.273												
	IP2	29.974	1:11.247												
	FL	40.714	<b>1:51.961</b>												
35	IP1	41.448	41.448												
	IP2	29.761	1:11.209												
	FL	36.049	<b>1:47.258</b>												
36	IP1	40.725	40.725												
	IP2	29.751	1:10.476												
	FL	36.054	<b>1:46.530</b>												







RENAULT SPORT

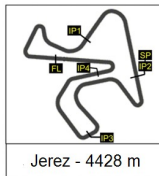


5  
**3**

**CIRCUITO DE JEREZ - WORLD SERIES by RENAULT TEST  
EUROCUP FORMULA RENAULT 2.0  
AM SESSION - ANALYSIS**

Número	63		0		0		0		0		0		0	
Vta	Sector	Vuelta	Sector	Vuelta	Sector	Vuelta	Sector	Vuelta	Sector	Vuelta	Sector	Vuelta	Sector	Vuelta
37	IP1	40.592	40.592											
	IP2	35.703	1:16.295											
	FL		-----											
38	IP1													
	IP2													
	FL													
39	IP1													
	IP2													
	FL													
40	IP1													
	IP2													
	FL													
41	IP1													
	IP2													
	FL													
42	IP1													
	IP2													
	FL													
43	IP1													
	IP2													
	FL													
44	IP1													
	IP2													
	FL													
45	IP1													
	IP2													
	FL													
46	IP1													
	IP2													
	FL													
47	IP1													
	IP2													
	FL													
48	IP1													
	IP2													
	FL													





Jerez - 4428 m

RENAULT SPORT

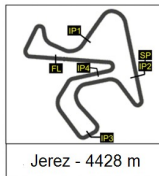


FORMULA  
RENAULT 2.0  
EUROCUP

4

## CIRCUITO DE JEREZ - WORLD SERIES by RENAULT TEST EUROCUP FORMULA RENAULT 2.0 AM SESSION - 40 BEST LAPS

Dorsal	Piloto	Nat	Prueba	Maq.	Hora	Vuelta	Tiempo
4	Jake HUGHES	GBR	01 AM SESSION		11:05:11	11	1:41.044
4	Jake HUGHES	GBR	01 AM SESSION		11:03:30	10	1:41.312
22	Callan O'KEEFFE	RSA	01 AM SESSION		11:34:12	21	1:41.821
22	Callan O'KEEFFE	RSA	01 AM SESSION		11:29:06	18	1:41.845
22	Callan O'KEEFFE	RSA	01 AM SESSION		11:30:48	19	1:41.860
22	Callan O'KEEFFE	RSA	01 AM SESSION		11:35:54	22	1:41.863
22	Callan O'KEEFFE	RSA	01 AM SESSION		11:32:30	20	1:41.887
22	Callan O'KEEFFE	RSA	01 AM SESSION		11:27:24	17	1:42.079
55	Pietro FITTIPALDI	BRA	01 AM SESSION		12:11:43	25	1:42.175
40	Patricio O'WARD	MEX	01 AM SESSION		11:49:10	25	1:42.191
16	Louis DELETRAZ	SUI	01 AM SESSION		11:48:43	22	1:42.259
16	Louis DELETRAZ	SUI	01 AM SESSION		11:43:36	19	1:42.267
16	Louis DELETRAZ	SUI	01 AM SESSION		11:45:18	20	1:42.351
5	Max DEFOURNY	BEL	01 AM SESSION		12:17:37	25	1:42.432
5	Max DEFOURNY	BEL	01 AM SESSION		12:19:19	26	1:42.435
40	Patricio O'WARD	MEX	01 AM SESSION		11:54:27	28	1:42.435
16	Louis DELETRAZ	SUI	01 AM SESSION		12:46:03	27	1:42.435
4	Jake HUGHES	GBR	01 AM SESSION		10:41:59	6	1:42.437
16	Louis DELETRAZ	SUI	01 AM SESSION		12:49:28	29	1:42.437
5	Max DEFOURNY	BEL	01 AM SESSION		12:43:20	30	1:42.460
16	Louis DELETRAZ	SUI	01 AM SESSION		11:50:26	23	1:42.476
16	Louis DELETRAZ	SUI	01 AM SESSION		12:47:45	28	1:42.494
16	Louis DELETRAZ	SUI	01 AM SESSION		11:12:20	15	1:42.550
22	Callan O'KEEFFE	RSA	01 AM SESSION		12:22:22	29	1:42.565
21	Dorian BOCCOLACCI	FRA	01 AM SESSION		13:07:15	41	1:42.568
22	Callan O'KEEFFE	RSA	01 AM SESSION		12:18:48	27	1:42.586
16	Louis DELETRAZ	SUI	01 AM SESSION		11:47:01	21	1:42.620
22	Callan O'KEEFFE	RSA	01 AM SESSION		11:09:05	14	1:42.639
5	Max DEFOURNY	BEL	01 AM SESSION		12:45:03	31	1:42.641
21	Dorian BOCCOLACCI	FRA	01 AM SESSION		13:05:33	40	1:42.641
5	Max DEFOURNY	BEL	01 AM SESSION		12:15:55	24	1:42.643
22	Callan O'KEEFFE	RSA	01 AM SESSION		12:17:06	26	1:42.653
6	Felix HIRSIGER	SUI	01 AM SESSION		12:25:52	32	1:42.658
5	Max DEFOURNY	BEL	01 AM SESSION		12:46:45	32	1:42.686
16	Louis DELETRAZ	SUI	01 AM SESSION		11:14:03	16	1:42.690
26	James ALLEN	AUS	01 AM SESSION		12:17:40	24	1:42.698
38	Harrison SCOTT	GBR	01 AM SESSION		12:02:49	27	1:42.704
16	Louis DELETRAZ	SUI	01 AM SESSION		11:10:38	14	1:42.733
10	Seb MORRIS	GBR	01 AM SESSION		13:24:46	26	1:42.748
22	Callan O'KEEFFE	RSA	01 AM SESSION		11:03:43	11	1:42.767



RENAULT SPORT

WORLD SERIES  
by RENAULTFORMULA  
RENAULT 2.0  
EUROCUP

5

CIRCUITO DE JEREZ - WORLD SERIES by RENAULT TEST  
EUROCUP FORMULA RENAULT 2.0  
AM SESSION - TOP FIVE LAPS

Piloto	Nat	Prueba	Top Five Laps					
4	Jake HUGHES	GBR	01 AM SESSION	1:41.044	1:41.312	1:42.437	1:42.792	1:43.021
22	Callan O'KEEFFE	RSA	01 AM SESSION	1:41.821	1:41.845	1:41.860	1:41.863	1:41.887
55	Pietro FITTIPALDI	BRA	01 AM SESSION	1:42.175	1:43.025	1:43.025	1:43.080	1:43.207
40	Patricio O'WARD	MEX	01 AM SESSION	1:42.191	1:42.435	1:42.830	1:42.881	1:43.205
16	Louis DELETRAZ	SUI	01 AM SESSION	1:42.259	1:42.267	1:42.351	1:42.435	1:42.437
5	Max DEFOURNY	BEL	01 AM SESSION	1:42.432	1:42.435	1:42.460	1:42.641	1:42.643
21	Dorian BOCCOLACCI	FRA	01 AM SESSION	1:42.568	1:42.641	1:42.857	1:43.033	1:43.107
6	Felix HIRSIGER	SUI	01 AM SESSION	1:42.658	1:42.935	1:43.008	1:43.290	1:43.347
26	James ALLEN	AUS	01 AM SESSION	1:42.698	1:43.046	1:43.391	1:43.619	1:43.671
38	Harrison SCOTT	GBR	01 AM SESSION	1:42.704	1:43.044	1:43.263	1:43.701	1:43.866
10	Seb MORRIS	GBR	01 AM SESSION	1:42.748	1:42.881	1:42.895	1:42.902	1:42.930
20	Ralf ARON	EST	01 AM SESSION	1:42.861	1:42.866	1:43.484	1:43.555	1:43.669
11	Lasse SORENSEN	DEN	01 AM SESSION	1:42.869	1:42.960	1:42.999	1:43.033	1:43.054
7	Valentin HASSE CLOT	FRA	01 AM SESSION	1:42.932	1:43.256	1:43.340	1:43.888	1:44.106
9	Joseph MAWSON	AUS	01 AM SESSION	1:43.294	1:43.301	1:43.568	1:43.617	1:43.634
39	Alessio LORANDI	ITA	01 AM SESSION	1:43.331	1:43.412	1:43.636	1:44.370	1:44.372
14	Anton De PASQUALE	AUS	01 AM SESSION	1:43.433	1:43.517	1:43.590	1:43.698	1:43.843
12	Valentin MOINEAULT	FRA	01 AM SESSION	1:43.585	1:43.608	1:43.817	1:44.000	1:44.059
18	Ferdinand HABSBURG	AUT	01 AM SESSION	1:43.598	1:43.798	1:43.904	1:43.911	1:43.924
2	Paul HOKFELT JR.	SUI	01 AM SESSION	1:43.656	1:43.843	1:44.126	1:44.159	1:44.380
51	Charlie EASTWOOD	IRL	01 AM SESSION	1:43.659	1:43.800	1:44.087	1:44.100	1:44.121
27	Denis BULATOV	RUS	01 AM SESSION	1:44.111	1:44.171	1:44.260	1:44.363	1:44.379
17	Joonas LAPPALAINEN	FIN	01 AM SESSION	1:44.123	1:44.454	1:44.469	1:44.507	1:44.538
1	Kevin AABOL	NOR	01 AM SESSION	1:44.522	1:44.785	1:44.824	1:44.879	1:44.932
62	Niko KARI	FIN	01 AM SESSION	1:44.641	1:44.684	1:44.809	1:44.830	1:44.846
8	Bryan ELPITIYA	FRA	01 AM SESSION	1:44.952	1:45.015	1:45.213	1:45.233	1:45.405
28	David DROUX	SUI	01 AM SESSION	1:44.989	1:45.049	1:45.285	1:45.309	1:45.371
63	Nicklas NIELSEN	DEN	01 AM SESSION	1:45.196	1:45.331	1:45.438	1:45.902	1:45.975
19	Julien FALCHERO	FRA	01 AM SESSION	1:45.398	1:45.413	1:45.548	1:45.774	1:45.924