**RENAULT SPORT****FORMULA  
RENAULT 3.5  
SERIES****17**


## CIRCUITO DE JEREZ - WORLD SERIES by RENAULT TEST FORMULA RENAULT 3.5 OCTOBER 21st PM SESSION - RESULTS

CONDICIONES ATMOSFERICAS: **Soleado**ESTADO DE LA PISTA: **Seca**

Ord.	Piloto	Licencia	Equipo	Marca	NV	VR	Tiempo	Gap	Intv	Promedio
1	8 Dean STONEMAN		GBR ARDEN MOTORSPORT		30	11	<b>1:28.710</b>	----	----	<b>179,5</b>
2	25 Oscar TUNJO		COL PONS RACING		27	25	<b>1:28.966</b>	0.256	0.256	<b>179,0</b>
3	4 Luca GHIOTTO		ITA FORTEC MOTORSPORTS		34	33	<b>1:29.135</b>	0.425	0.169	<b>178,6</b>
4	15 Alex FONTANA		SUI LOTUS		14	14	<b>1:29.181</b>	0.471	0.046	<b>178,5</b>
5	7 Jordan KING		GBR ARDEN MOTORSPORT		27	26	<b>1:29.263</b>	0.553	0.082	<b>178,4</b>
6	12 Dennis OLSEN		NOR STRAKKA RACING		32	30	<b>1:29.368</b>	0.658	0.105	<b>178,2</b>
7	1 Nyck DE VRIES		NED DAMS		30	28	<b>1:29.449</b>	0.739	0.081	<b>178,0</b>
8	11 Nicholas LATIFI		CAN STRAKKA RACING		41	41	<b>1:29.537</b>	0.827	0.088	<b>177,8</b>
9	3 Egor ORUDZHEV		RUS FORTEC MOTORSPORTS		31	29	<b>1:29.776</b>	1.066	0.239	<b>177,4</b>
10	18 Andrea PIZZITOLA		FRA ISR		23	19	<b>1:29.854</b>	1.144	0.078	<b>177,2</b>
11	5 Pietro FANTIN		BRA INTERNATIONAL DRACO R		14	8	<b>1:29.919</b>	1.209	0.065	<b>177,1</b>
12	26 Robert VISOIU		ROM PONS RACING		28	27	<b>1:30.028</b>	1.318	0.109	<b>176,9</b>
13	2 Jimmy ERIKSSON		SWE DAMS		30	27	<b>1:30.047</b>	1.337	0.019	<b>176,8</b>
14	17 Gustav MALJA		SWE ISR		23	16	<b>1:30.146</b>	1.436	0.099	<b>176,6</b>
15	19 Beitske VISSER		NED AVF		36	6	<b>1:30.154</b>	1.444	0.008	<b>176,6</b>
16	27 Steijn SCHOTHORST		NED COMTEC RACING		28	28	<b>1:30.156</b>	1.446	0.002	<b>176,6</b>
17	6 Bruno BONIFACIO		BRA INTERNATIONAL DRACO R		25	22	<b>1:30.676</b>	1.966	0.520	<b>175,6</b>
18	10 Richard GONDA		SVK TECH 1 RACING		13	3	<b>1:31.169</b>	2.459	0.493	<b>174,7</b>
19	16 Matthieu VAXIVIERE		FRA LOTUS		3	3	<b>1:33.177</b>	4.467	2.008	<b>170,9</b>

RESULTADOS PUBLICADOS A LAS 17:30 HORAS

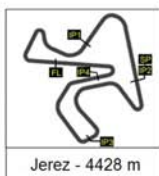
CIRCUITO DE JEREZ, 21 DE OCTUBRE DE 2014



CIRCUITO DE JEREZ - WORLD SERIES by RENAULT TEST FORMULA RENAULT 3.5 OCTOBER 21st PM SESSION - ANALYSIS

Table with columns: Número, Vta, Sector, Vueltas (1-7) and corresponding time data for each driver.





RENAULT SPORT



FORMULA RENAULT 3.5 SERIES

18

CIRCUITO DE JEREZ - WORLD SERIES by RENAULT TEST  
 FORMULA RENAULT 3.5  
 OCTOBER 21st PM SESSION - ANALYSIS

Número	1		2		3		4		5		6		7		
	Vta	Sector	Vuelta	Sector	Vuelta	Sector	Vuelta	Sector	Vuelta	Sector	Vuelta	Sector	Vuelta		
19	IP1	53.559	53.559	34.587	34.587	34.394	34.394	36.624	36.624			36.704	36.704	37.820	37.820
	IP2	26.665	1:20.224	25.297	59.884	24.993	59.387	27.655	1:04.279			26.426	1:03.130	26.658	1:04.478
	FL	32.394	<b>1:52.618</b>	31.339	<b>1:31.223</b>	33.083	<b>1:32.470</b>	32.623	<b>1:36.902</b>			9:53.89	<b>PIT EXIT</b>	31.799	<b>1:36.277</b>
20	IP1	35.667	35.667	39.519	39.519	41.004	41.004	34.351	34.351			48.308	48.308	34.129	34.129
	IP2	25.698	1:01.365	28.008	1:07.527	26.642	1:07.646	24.931	59.282			27.736	1:16.044	25.059	59.188
	FL	31.583	<b>1:32.948</b>	34.354	<b>1:41.881</b>	25:49.1	<b>PIT EXIT</b>	30.927	<b>1:30.209</b>			32.713	<b>1:48.757</b>	31.175	<b>1:30.363</b>
21	IP1	34.067	34.067	34.387	34.387	48.452	48.452	39.148	39.148			36.910	36.910	38.105	38.105
	IP2	25.017	59.084	25.397	59.784	26.246	1:14.698	28.824	1:07.972			26.359	1:03.269	25.859	1:03.964
	FL	31.019	<b>1:30.103</b>	31.236	<b>1:31.020</b>	31.627	<b>1:46.325</b>	33.234	<b>1:41.206</b>			31.223	<b>1:34.492</b>	10:20.0	<b>PIT EXIT</b>
22	IP1	34.090	34.090	34.326	34.326	34.453	34.453	33.926	33.926			<b>34.384</b>	<b>34.384</b>	57.489	57.489
	IP2	31.358	1:05.448	25.429	59.755	25.393	59.846	24.942	58.868			<b>25.301</b>	<b>59.685</b>	28.893	1:26.382
	FL	34.534	<b>1:39.982</b>	31.373	<b>1:31.128</b>	31.479	<b>1:31.325</b>	30.839	<b>1:29.707</b>			<b>30.991</b>	<b>1:30.676</b>	34.517	<b>2:00.899</b>
23	IP1	34.149	34.149	34.916	34.916	34.408	34.408	36.614	36.614			37.127	37.127	37.202	37.202
	IP2	25.052	59.203	25.819	1:00.735	25.508	59.916	28.008	1:04.622			26.354	1:03.481	27.287	1:04.489
	FL	31.002	<b>1:30.203</b>	17:38.9	<b>PIT EXIT</b>	31.323	<b>1:31.239</b>	6:34.50	<b>PIT EXIT</b>			31.659	<b>1:35.140</b>	32.113	<b>1:36.602</b>
24	IP1	40.400	40.400	54.098	54.098	34.416	34.416	46.520	46.520			34.563	34.563	34.002	34.002
	IP2	26.887	1:07.287	29.614	1:23.712	25.424	59.840	30.876	1:17.396			25.783	1:00.346	<b>24.716</b>	<b>58.718</b>
	FL	31.741	<b>1:39.028</b>	34.812	<b>1:58.524</b>	34.435	<b>1:34.275</b>	34.581	<b>1:51.977</b>			32.452	<b>1:32.798</b>	30.705	<b>1:29.423</b>
25	IP1	34.138	34.138	37.026	37.026	35.287	35.287	38.679	38.679			34.508	34.508	39.461	39.461
	IP2	25.111	59.249	27.121	1:04.147	26.060	1:01.347	27.396	1:06.075			25.795	1:00.303	29.469	1:08.930
	FL	12:48.7	<b>PIT EXIT</b>	34.840	<b>1:38.987</b>	8:38.59	<b>PIT EXIT</b>	32.946	<b>1:39.021</b>			31.335	<b>1:31.638</b>	31.909	<b>1:40.839</b>
26	IP1	50.547	50.547	34.248	34.248	50.426	50.426	34.299	34.299			36.934	36.934	34.008	34.008
	IP2	28.024	1:18.571	25.192	59.440	33.899	1:24.325	25.045	59.344			26.398	1:03.332	24.722	58.730
	FL	33.196	<b>1:51.767</b>	31.111	<b>1:30.551</b>	33.661	<b>1:57.986</b>	31.028	<b>1:30.372</b>			-----	-----	<b>30.533</b>	<b>1:29.263</b>
27	IP1	35.683	35.683	34.040	34.040	37.137	37.137	39.791	39.791					37.959	37.959
	IP2	25.723	1:01.406	<b>25.050</b>	<b>59.090</b>	27.318	1:04.455	27.955	1:07.746					26.783	1:04.742
	FL	31.849	<b>1:33.255</b>	<b>30.957</b>	<b>1:30.047</b>	35.632	<b>1:40.087</b>	34.500	<b>1:42.246</b>					31.294	<b>1:36.036</b>
28	IP1	<b>33.833</b>	<b>33.833</b>	38.272	38.272	34.130	34.130	34.244	34.244					<b>33.948</b>	<b>33.948</b>
	IP2	<b>24.742</b>	<b>58.575</b>	27.095	1:05.367	50.991	1:25.121	24.945	59.189					30.649	1:04.597
	FL	<b>30.874</b>	<b>1:29.449</b>	34.147	<b>1:39.514</b>	38.084	<b>2:03.205</b>	7:00.21	<b>PIT EXIT</b>					-----	-----
29	IP1	40.004	40.004	<b>34.036</b>	<b>34.036</b>	<b>33.950</b>	<b>33.950</b>	47.717	47.717						
	IP2	26.580	1:06.584	25.118	59.154	24.988	<b>58.938</b>	29.415	1:17.132						
	FL	31.976	<b>1:38.560</b>	30.976	<b>1:30.130</b>	<b>30.838</b>	<b>1:29.776</b>	34.567	<b>1:51.699</b>						
30	IP1	34.095	34.095	40.055	40.055	41.374	41.374	37.950	37.950						
	IP2	26.254	1:00.349	29.363	1:09.418	29.068	1:10.442	27.403	1:05.353						
	FL	35.625	<b>1:35.974</b>	36.034	<b>1:45.452</b>	31.733	<b>1:42.175</b>	32.786	<b>1:38.139</b>						
31	IP1	39.994	39.994	34.234	34.234	34.046	34.046	33.975	33.975						
	IP2	26.188	1:06.182	26.332	1:00.566	<b>24.915</b>	58.961	25.126	59.101						
	FL	-----	-----	-----	-----	31.101	<b>1:30.062</b>	30.684	<b>1:29.785</b>						
32	IP1					39.499	39.499	41.993	41.993						
	IP2					30.553	1:10.052	27.983	1:09.976						
	FL					-----	-----	32.790	<b>1:42.766</b>						
33	IP1							<b>33.751</b>	<b>33.751</b>						
	IP2							<b>24.724</b>	<b>58.475</b>						
	FL							<b>30.660</b>	<b>1:29.135</b>						
34	IP1							39.181	39.181						
	IP2							28.101	1:07.282						
	FL							33.906	<b>1:41.188</b>						
35	IP1							34.749	34.749						
	IP2							31.936	1:06.685						
	FL							-----	-----						
36	IP1														
	IP2														
	FL														





RENAULT SPORT

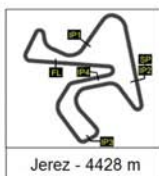


FORMULA RENAULT 3.5 SERIES

18<sup>1</sup>

**CIRCUITO DE JEREZ - WORLD SERIES by RENAULT TEST  
FORMULA RENAULT 3.5  
OCTOBER 21st PM SESSION - ANALYSIS**

Número		1		2		3		4		5		6		7	
Vta		Sector	Vuelta	Sector	Vuelta	Sector	Vuelta	Sector	Vuelta	Sector	Vuelta	Sector	Vuelta	Sector	Vuelta
37	IP1 IP2 FL														
38	IP1 IP2 FL														
39	IP1 IP2 FL														
40	IP1 IP2 FL														
41	IP1 IP2 FL														



RENAULT SPORT



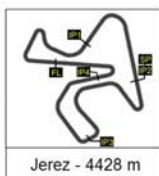
FORMULA RENAULT 3.5 SERIES

18<sup>2</sup>

CIRCUITO DE JEREZ - WORLD SERIES by RENAULT TEST
FORMULA RENAULT 3.5
OCTOBER 21st PM SESSION - ANALYSIS

Table with columns for driver number (Número), sector, and lap time (Vuelta). Rows are grouped by driver number (1-18) and lap type (IP1, IP2, FL). Includes pit exit times and overall session times.





RENAULT SPORT



FORMULA RENAULT 3.5 SERIES

18<sup>2</sup>

## CIRCUITO DE JEREZ - WORLD SERIES by RENAULT TEST FORMULA RENAULT 3.5 OCTOBER 21st PM SESSION - ANALYSIS

Número	8		10		11		12		15		16		17		
Vta	Sector	Vuelta	Sector	Vuelta	Sector	Vuelta	Sector	Vuelta	Sector	Vuelta	Sector	Vuelta	Sector	Vuelta	
19	IP1	34.460	34.460			34.533	34.533	34.645	34.645					34.528	34.528
	IP2	24.884	59.344			25.470	1:00.003	25.552	1:00.197					25.143	59.671
	FL	31.322	<b>1:30.666</b>			1:02.10	<b>PIT EXIT</b>	1:02.35	<b>PIT EXIT</b>					<b>30.874</b>	<b>1:30.545</b>
20	IP1	44.262	44.262			50.875	50.875	49.974	49.974					<b>33.940</b>	<b>33.940</b>
	IP2	29.112	1:13.374			27.871	1:18.746	28.238	1:18.212					25.631	59.571
	FL	6:32.27	<b>PIT EXIT</b>			13:53.1	<b>PIT EXIT</b>	1:16:44	<b>PIT EXIT</b>					31.078	<b>1:30.649</b>
21	IP1	53.770	53.770			44.018	44.018	43.669	43.669					34.168	34.168
	IP2	28.237	1:22.007			27.063	1:11.081	26.875	1:10.544					25.232	59.400
	FL	32.919	<b>1:54.926</b>			33.914	<b>1:44.995</b>	31.793	<b>1:42.337</b>					37.422	<b>1:36.822</b>
22	IP1	34.327	34.327			34.861	34.861	34.783	34.783					37.118	37.118
	IP2	24.774	59.101			25.631	1:00.492	25.369	1:00.152					27.901	1:05.019
	FL	31.353	<b>1:30.454</b>			32.022	<b>1:32.514</b>	30.940	<b>1:31.092</b>					32.243	<b>1:37.262</b>
23	IP1	42.144	42.144			34.596	34.596	33.895	33.895					34.496	34.496
	IP2	29.011	1:11.155			25.363	59.959	25.213	59.108					25.647	1:00.143
	FL	33.167	<b>1:44.322</b>			31.767	<b>1:31.726</b>	30.843	<b>1:29.951</b>					31.241	<b>1:31.384</b>
24	IP1	34.484	34.484			34.793	34.793	34.025	34.025					35.307	35.307
	IP2	25.313	59.797			25.538	1:00.331	24.984	59.009					34.851	1:10.158
	FL	8:12.61	<b>PIT EXIT</b>			31.786	<b>1:32.117</b>	30.830	<b>1:29.839</b>						-----
25	IP1	50.490	50.490			34.602	34.602	34.069	34.069						
	IP2	31.651	1:22.141			25.716	1:00.318	25.103	59.172						
	FL	38.937	<b>2:01.078</b>			31.798	<b>1:32.116</b>	30.802	<b>1:29.974</b>						
26	IP1	42.834	42.834			34.403	34.403	36.107	36.107						
	IP2	27.118	1:09.952			25.919	1:00.322	26.455	1:02.562						
	FL	34.487	<b>1:44.439</b>			31.958	<b>1:32.280</b>	5:18.87	<b>PIT EXIT</b>						
27	IP1	34.025	34.025			34.686	34.686	47.348	47.348						
	IP2	24.536	58.561			25.475	1:00.161	26.530	1:13.878						
	FL	30.704	<b>1:29.265</b>			31.552	<b>1:31.713</b>	31.817	<b>1:45.695</b>						
28	IP1	41.962	41.962			34.786	34.786	36.174	36.174						
	IP2	28.227	1:10.189			25.601	1:00.387	27.850	1:04.024						
	FL	35.236	<b>1:45.425</b>			32.075	<b>1:32.462</b>	39.989	<b>1:44.013</b>						
29	IP1	33.973	33.973			39.595	39.595	34.074	34.074						
	IP2	24.558	58.531			28.074	1:07.669	<b>24.856</b>	58.930						
	FL	<b>30.606</b>	<b>1:29.137</b>			51:33.2	<b>PIT EXIT</b>	<b>30.508</b>	<b>1:29.438</b>						
30	IP1	42.340	42.340			48.331	48.331	<b>33.693</b>	<b>33.693</b>						
	IP2	30.639	1:12.979			31.532	1:19.863	24.859	<b>58.552</b>						
	FL	35.436	<b>1:48.415</b>			34.379	<b>1:54.242</b>	30.816	<b>1:29.368</b>						
31	IP1	35.750	35.750			36.195	36.195	41.177	41.177						
	IP2	33.212	1:08.962			27.133	1:03.328	28.071	1:09.248						
	FL		-----			34.613	<b>1:37.941</b>	36.719	<b>1:45.967</b>						
32	IP1					34.135	34.135	33.871	33.871						
	IP2					25.156	59.291	24.857	58.728						
	FL					30.923	<b>1:30.214</b>	30.801	<b>1:29.529</b>						
33	IP1					41.409	41.409	34.325	34.325						
	IP2					26.681	1:08.090	26.148	1:00.473						
	FL					36.841	<b>1:44.931</b>		-----						
34	IP1					41.872	41.872								
	IP2					27.317	1:09.189								
	FL					33.103	<b>1:42.292</b>								
35	IP1					33.992	33.992								
	IP2					25.068	59.060								
	FL					30.847	<b>1:29.907</b>								
36	IP1					35.568	35.568								
	IP2					25.869	1:01.437								
	FL					5:40.97	<b>PIT EXIT</b>								



RENAULT SPORT




FORMULA RENAULT 3.5 SERIES

18<sup>2</sup>

**CIRCUITO DE JEREZ - WORLD SERIES by RENAULT TEST  
FORMULA RENAULT 3.5  
OCTOBER 21st PM SESSION - ANALYSIS**

Número		8		10		11		12		15		16		17	
Vta		Sector	Vuelta	Sector	Vuelta	Sector	Vuelta	Sector	Vuelta	Sector	Vuelta	Sector	Vuelta	Sector	Vuelta
37	IP1					47.048	47.048								
	IP2					28.377	1:15.425								
	FL					34.192	<b>1:49.617</b>								
38	IP1					35.903	35.903								
	IP2					26.645	1:02.548								
	FL					37.712	<b>1:40.260</b>								
39	IP1					33.991	33.991								
	IP2					24.922	58.913								
	FL					30.855	<b>1:29.768</b>								
40	IP1					40.762	40.762								
	IP2					29.232	1:09.994								
	FL					33.893	<b>1:43.887</b>								
41	IP1					<b>33.835</b>	<b>33.835</b>								
	IP2					24.878	<b>58.713</b>								
	FL					<b>30.824</b>	1:29.537								



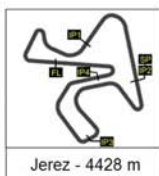
## CIRCUITO DE JEREZ - WORLD SERIES by RENAULT TEST

### FORMULA RENAULT 3.5

### OCTOBER 21st PM SESSION - ANALYSIS

Número	18		19		25		26		27		0		0	
	Vta	Sector	Vuelta	Sector	Vuelta	Sector	Vuelta	Sector	Vuelta	Sector	Vuelta	Sector	Vuelta	
1	IP1	49.822	49.822	51.954	51.954	50.739	50.739	46.198	46.198	47.775	47.775			
	IP2	27.588	1:17.410	28.677	1:20.631	31.192	1:21.931	28.647	1:14.845	28.270	1:16.045			
	FL	13:30.7	PIT EXIT	48.394	PIT EXIT	33.892	1:55.823	34.013	1:48.858	32.008	1:48.053			
2	IP1	42.693	42.693	38.709	38.709	34.216	34.216	36.980	36.980	49.607	49.607			
	IP2	26.555	1:09.248	26.391	1:05.100	24.834	59.050	27.562	1:04.542	30.314	1:19.921			
	FL	31.844	1:41.092	3:20.63	PIT EXIT	31.089	1:30.139	32.994	1:37.536	4:58.30	PIT EXIT			
3	IP1	34.757	34.757	41.013	41.013	33.812	33.812	34.853	34.853	46.185	46.185			
	IP2	25.904	1:00.661	26.831	1:07.844	24.785	58.597	25.242	1:00.095	27.988	1:14.173			
	FL	31.784	1:32.445	48.821	PIT EXIT	30.837	1:29.434	32.016	1:32.111	31.892	1:46.065			
4	IP1	34.743	34.743	43.281	43.281	33.813	33.813	39.832	39.832	35.134	35.134			
	IP2	25.666	1:00.409	25.360	1:08.641	24.669	58.482	28.568	1:08.400	25.372	1:00.506			
	FL	9:25.21	PIT EXIT	31.318	1:39.959	31.095	1:29.577	37.129	1:45.529	31.474	1:31.980			
5	IP1	43.139	43.139	34.317	34.317	33.876	33.876	34.778	34.778	34.427	34.427			
	IP2	27.071	1:10.210	25.013	59.330	24.745	58.621	25.581	1:00.359	25.469	59.896			
	FL	31.820	1:42.030	30.967	1:30.297	30.978	1:29.599	32.091	1:32.450	31.286	1:31.182			
6	IP1	34.232	34.232	34.130	34.130	39.343	39.343	34.852	34.852	37.324	37.324			
	IP2	25.435	59.667	24.878	59.008	25.752	1:05.095	26.757	1:01.609	32.169	1:09.493			
	FL	31.290	1:30.957	31.146	1:30.154	5:23.61	PIT EXIT	10:16.7	PIT EXIT	32.204	1:41.697			
7	IP1	38.048	38.048	34.252	34.252	45.197	45.197	45.065	45.065	34.533	34.533			
	IP2	27.176	1:05.224	25.190	59.442	32.520	1:17.717	25.836	1:10.901	26.268	1:00.801			
	FL	31.996	1:37.220	31.361	1:30.803	36.351	1:54.068	32.196	1:43.097	31.426	1:32.227			
8	IP1	36.879	36.879	34.257	34.257	34.213	34.213	34.609	34.609	34.647	34.647			
	IP2	26.986	1:03.865	25.276	59.533	24.868	59.081	25.427	1:00.036	25.554	1:00.201			
	FL	32.453	1:36.318	31.308	1:30.841	30.980	1:30.061	31.378	1:31.414	31.442	1:31.643			
9	IP1	34.442	34.442	34.474	34.474	34.020	34.020	34.226	34.226	37.469	37.469			
	IP2	25.507	59.949	25.728	1:00.202	24.835	58.855	25.155	59.381	28.004	1:05.473			
	FL	31.091	1:31.040	31.383	1:31.585	30.908	1:29.763	31.678	1:31.059	14:32.7	PIT EXIT			
10	IP1	34.263	34.263	34.504	34.504	36.824	36.824	36.071	36.071	44.743	44.743			
	IP2	25.374	59.637	25.257	59.761	30.762	1:07.586	28.958	1:05.029	28.316	1:13.059			
	FL	31.392	1:31.029	31.513	1:31.274	14:35.6	PIT EXIT	36.770	1:41.799	32.382	1:45.441			
11	IP1	34.260	34.260	34.579	34.579	44.794	44.794	35.079	35.079	35.306	35.306			
	IP2	25.431	59.911	25.332	59.911	29.357	1:14.151	26.374	1:01.453	25.590	1:00.896			
	FL	9:41.47	PIT EXIT	31.493	1:31.404	34.137	1:48.288	53:11.4	PIT EXIT	31.561	1:32.457			
12	IP1	44.405	44.405	34.773	34.773	35.729	35.729	42.775	42.775	34.732	34.732			
	IP2	26.272	1:10.677	25.525	1:00.298	25.516	1:01.245	26.390	1:09.165	25.570	1:00.302			
	FL	33.119	1:43.796	31.951	1:32.249	31.757	1:33.002	32.301	1:41.466	31.411	1:31.713			
13	IP1	34.508	34.508	34.902	34.902	34.116	34.116	35.271	35.271	34.750	34.750			
	IP2	25.470	59.978	25.668	1:00.570	24.988	59.104	25.405	1:00.676	25.476	1:00.226			
	FL	31.482	1:31.460	18:17.9	PIT EXIT	31.067	1:30.171	33.088	1:33.764	31.494	1:31.720			
14	IP1	35.927	35.927	45.105	45.105	34.108	34.108	34.844	34.844	34.715	34.715			
	IP2	26.149	1:02.076	27.503	1:12.608	27.021	1:01.129	25.360	1:00.204	25.527	1:00.242			
	FL	32.204	1:34.280	32.742	1:45.350	33.966	1:35.095	31.677	1:31.881	31.285	1:31.527			
15	IP1	34.501	34.501	34.631	34.631	34.029	34.029	34.516	34.516	34.611	34.611			
	IP2	33.668	1:08.169	25.333	59.964	25.007	59.036	25.353	59.869	25.384	59.995			
	FL	33.151	1:41.320	31.232	1:31.196	31.165	1:30.201	9:33.75	PIT EXIT	31.464	1:31.459			
16	IP1	34.718	34.718	34.137	34.137	34.218	34.218	49.485	49.485	34.599	34.599			
	IP2	26.190	1:00.908	25.025	59.162	25.158	59.376	27.144	1:16.629	25.678	1:00.277			
	FL	9:53.61	PIT EXIT	7:32.61	PIT EXIT	1:01:00	PIT EXIT	32.245	1:48.874	1:27:06	PIT EXIT			
17	IP1	45.041	45.041	45.363	45.363	45.091	45.091	34.518	34.518	52.675	52.675			
	IP2	26.949	1:11.990	26.115	1:11.478	29.046	1:14.137	25.407	59.925	28.284	1:20.959			
	FL	31.721	1:43.711	32.029	1:43.507	34.092	1:48.229	32.250	1:32.175	33.723	1:54.682			
18	IP1	35.161	35.161	35.784	35.784	34.720	34.720	34.135	34.135	34.705	34.705			
	IP2	30.663	1:05.824	27.880	1:03.664	27.551	1:02.271	25.174	59.309	25.273	59.978			
	FL	33.337	1:39.161	7:08.88	PIT EXIT	32.007	1:34.278	31.131	1:30.440	31.045	1:31.023			





RENAULT SPORT



FORMULA RENAULT 3.5 SERIES

18<sup>3</sup>

## CIRCUITO DE JEREZ - WORLD SERIES by RENAULT TEST FORMULA RENAULT 3.5 OCTOBER 21st PM SESSION - ANALYSIS

Número	18		19		25		26		27		0		0	
	Vta	Sector	Vuelta	Sector	Vuelta	Sector	Vuelta	Sector	Vuelta	Sector	Vuelta	Sector	Vuelta	
19	IP1	33.996	33.996	45.145	45.145	33.809	33.809	34.176	34.176	34.439	34.439			
	IP2	25.063	59.059	26.166	1:11.311	24.780	58.589	28.643	1:02.819	25.240	59.679			
	FL	30.795	1:29.854	32.168	1:43.479	30.801	1:29.390	7:22.38	PIT EXIT	31.042	1:30.721			
20	IP1	34.167	34.167	34.686	34.686	33.689	33.689	48.363	48.363	34.237	34.237			
	IP2	29.388	1:03.555	25.415	1:00.101	24.557	58.246	27.433	1:15.796	25.267	59.504			
	FL	35.251	1:38.806	31.430	1:31.531	30.937	1:29.183	33.352	1:49.148	31.192	1:30.696			
21	IP1	34.140	34.140	34.477	34.477	33.776	33.776	34.625	34.625	34.447	34.447			
	IP2	25.533	59.673	25.377	59.854	24.657	58.433	25.224	59.849	25.220	59.667			
	FL	37.094	1:36.767	31.297	1:31.151	5:50.19	PIT EXIT	32.172	1:32.021	8:06.77	PIT EXIT			
22	IP1	34.015	34.015	34.477	34.477	46.160	46.160	34.132	34.132	47.036	47.036			
	IP2	25.087	59.102	25.521	59.998	30.462	1:16.622	25.198	59.330	28.211	1:15.247			
	FL	30.941	1:30.043	31.498	1:31.496	42.117	1:58.739	31.395	1:30.725	34.456	1:49.703			
23	IP1	34.062	34.062	34.528	34.528	37.477	37.477	41.803	41.803	39.015	39.015			
	IP2	25.362	59.424	25.278	59.806	28.732	1:06.209	28.362	1:10.165	29.861	1:08.876			
	FL	31.165	1:30.589	31.531	1:31.337	34.899	1:41.108	33.401	1:43.566	34.159	1:43.035			
24	IP1	35.028	35.028	34.766	34.766	34.056	34.056	34.312	34.312	34.012	34.012			
	IP2	27.784	1:02.812	25.581	1:00.347	24.668	58.724	25.897	1:00.209	25.242	59.254			
	FL		-----	31.496	1:31.843	35.856	1:34.580	6:22.63	PIT EXIT	30.966	1:30.220			
25	IP1			34.625	34.625	33.681	33.681	49.907	49.907	35.378	35.378			
	IP2			25.528	1:00.153	24.573	58.254	31.144	1:21.051	34.511	1:09.889			
	FL			31.729	1:31.882	30.712	1:28.966	33.597	1:54.648	35.214	1:45.103			
26	IP1			34.646	34.646	33.770	33.770	35.471	35.471	34.110	34.110			
	IP2			25.557	1:00.203	26.640	1:00.410	25.746	1:01.217	25.247	59.357			
	FL			31.625	1:31.828	32.363	1:32.773	31.682	1:32.899	30.951	1:30.308			
27	IP1			35.185	35.185	33.635	33.635	34.080	34.080	39.878	39.878			
	IP2			25.720	1:00.905	24.810	58.445	25.008	59.088	35.844	1:15.722			
	FL			51:01.7	PIT EXIT	30.920	1:29.365	30.940	1:30.028	37.166	1:52.888			
28	IP1			51.410	51.410	48.772	48.772	47.972	47.972	34.201	34.201			
	IP2			29.495	1:20.905	33.009	1:21.781	29.900	1:17.872	25.148	59.349			
	FL			34.803	1:55.708		-----	33.900	1:51.772	30.807	1:30.156			
29	IP1			36.726	36.726			45.707	45.707	33.972	33.972			
	IP2			36.655	1:13.381			33.048	1:18.755	30.034	1:04.006			
	FL			34.131	1:47.512				-----		-----			
30	IP1			34.866	34.866									
	IP2			25.615	1:00.481									
	FL			31.503	1:31.984									
31	IP1			34.436	34.436									
	IP2			25.346	59.782									
	FL			31.584	1:31.366									
32	IP1			34.966	34.966									
	IP2			25.636	1:00.602									
	FL			25:04.3	PIT EXIT									
33	IP1			45.755	45.755									
	IP2			28.763	1:14.518									
	FL			33.580	1:48.098									
34	IP1			36.553	36.553									
	IP2			26.372	1:02.925									
	FL			32.220	1:35.145									
35	IP1			34.443	34.443									
	IP2			25.092	59.535									
	FL			31.250	1:30.785									
36	IP1			34.201	34.201									
	IP2			25.146	59.347									
	FL			31.154	1:30.501									



RENAULT SPORT

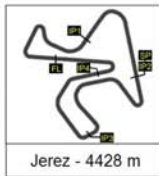


FORMULA  
RENAULT 3.5  
SERIES

18<sup>3</sup>

**CIRCUITO DE JEREZ - WORLD SERIES by RENAULT TEST  
FORMULA RENAULT 3.5  
OCTOBER 21st PM SESSION - ANALYSIS**

Número		18		19		25		26		27		0		0	
Vta		Sector	Vuelta	Sector	Vuelta	Sector	Vuelta	Sector	Vuelta	Sector	Vuelta	Sector	Vuelta	Sector	Vuelta
37	IP1			35.135	35.135										
	IP2			25.619	1:00.754										
	FL				-----										
38	IP1														
	IP2														
	FL														
39	IP1														
	IP2														
	FL														
40	IP1														
	IP2														
	FL														
41	IP1														
	IP2														
	FL														




RENAULT SPORT

FORMULA  
RENAULT 3.5  
SERIES

19

**CIRCUITO DE JEREZ - WORLD SERIES by RENAULT TEST**  
**FORMULA RENAULT 3.5**  
**OCTOBER 21st PM SESSION - 40 BEST LAPS**

Dorsal	Piloto	Nat	Prueba	Maq.	Hora	Vuelta	Tiempo
5	Pietro FANTIN	BRA	01 AM SESSION 21		10:35:57	22	1:27.915
5	Pietro FANTIN	BRA	01 AM SESSION 21		10:31:12	19	1:27.974
15	Alex FONTANA	SUI	01 AM SESSION 21		11:18:50	30	1:27.977
5	Pietro FANTIN	BRA	01 AM SESSION 21		10:32:40	20	1:28.007
16	Matthieu VAXIVIERE	FRA	01 AM SESSION 21		10:49:33	15	1:28.071
11	Nicholas LATIFI	CAN	01 AM SESSION 21		9:55:28	10	1:28.160
16	Matthieu VAXIVIERE	FRA	01 AM SESSION 21		10:51:01	16	1:28.193
4	Luca GHIOTTO	ITA	01 AM SESSION 21		11:25:06	28	1:28.206
19	Beitske VISSER	NED	01 AM SESSION 21		10:30:36	21	1:28.259
11	Nicholas LATIFI	CAN	01 AM SESSION 21		10:31:44	19	1:28.286
11	Nicholas LATIFI	CAN	01 AM SESSION 21		9:58:42	12	1:28.310
7	Jordan KING	GBR	01 AM SESSION 21		11:15:42	38	1:28.433
25	Oscar TUNJO	COL	01 AM SESSION 21		10:03:57	11	1:28.452
15	Alex FONTANA	SUI	01 AM SESSION 21		11:17:22	29	1:28.468
4	Luca GHIOTTO	ITA	01 AM SESSION 21		11:20:14	25	1:28.488
25	Oscar TUNJO	COL	01 AM SESSION 21		10:10:23	15	1:28.492
25	Oscar TUNJO	COL	01 AM SESSION 21		10:07:01	13	1:28.493
25	Oscar TUNJO	COL	01 AM SESSION 21		11:35:06	21	1:28.590
11	Nicholas LATIFI	CAN	01 AM SESSION 21		10:28:37	17	1:28.634
16	Matthieu VAXIVIERE	FRA	01 AM SESSION 21		10:48:05	14	1:28.643
25	Oscar TUNJO	COL	01 AM SESSION 21		9:44:09	5	1:28.678
19	Beitske VISSER	NED	01 AM SESSION 21		10:11:20	16	1:28.683
7	Jordan KING	GBR	01 AM SESSION 21		11:12:37	36	1:28.703
8	Dean STONEMAN	GBR	02 PM SESSION 21		14:36:28	11	1:28.710
19	Beitske VISSER	NED	01 AM SESSION 21		10:33:37	23	1:28.745
19	Beitske VISSER	NED	01 AM SESSION 21		10:09:51	15	1:28.754
25	Oscar TUNJO	COL	01 AM SESSION 21		11:36:35	22	1:28.779
1	Nyck DE VRIES	NED	01 AM SESSION 21		11:07:32	22	1:28.804
1	Nyck DE VRIES	NED	01 AM SESSION 21		11:06:03	21	1:28.813
16	Matthieu VAXIVIERE	FRA	01 AM SESSION 21		9:50:51	4	1:28.813
12	Dennis OLSEN	NOR	01 AM SESSION 21		10:16:37	19	1:28.823
16	Matthieu VAXIVIERE	FRA	01 AM SESSION 21		10:05:07	9	1:28.853
25	Oscar TUNJO	COL	01 AM SESSION 21		11:33:37	20	1:28.862
25	Oscar TUNJO	COL	01 AM SESSION 21		11:55:50	27	1:28.886
27	Steijn SCHOTHORST	NED	01 AM SESSION 21		11:19:22	29	1:28.916
10	Richard GONDA	SVK	01 AM SESSION 21		11:08:51	31	1:28.921
6	Bruno BONIFACIO	BRA	01 AM SESSION 21		9:49:44	2	1:28.936
25	Oscar TUNJO	COL	02 PM SESSION 21		17:25:24	25	1:28.966
3	Egor ORUDZHEV	RUS	01 AM SESSION 21		10:56:04	29	1:28.978
15	Alex FONTANA	SUI	01 AM SESSION 21		11:05:07	25	1:29.015



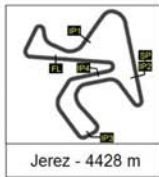
RENAULT SPORT

FORMULA  
RENAULT 3.5  
SERIES

20

**CIRCUITO DE JEREZ - WORLD SERIES by RENAULT TEST**  
**FORMULA RENAULT 3.5**  
**OCTOBER 21st PM SESSION - TOP FIVE LAPS**

Piloto	Nat	Prueba	Top Five Laps				
5	Pietro FANTIN	BRA 01 AM SESSION 21	<b>1:27.915</b>	1:27.974	1:28.007	1:29.254	1:29.316
15	Alex FONTANA	SUI 01 AM SESSION 21	<b>1:27.977</b>	1:28.468	1:29.015	1:29.181	1:29.265
16	Matthieu VAXIVIERE	FRA 01 AM SESSION 21	<b>1:28.071</b>	1:28.193	1:28.643	1:28.813	1:28.853
11	Nicholas LATIFI	CAN 01 AM SESSION 21	<b>1:28.160</b>	1:28.286	1:28.310	1:28.634	1:29.537
4	Luca GHIOTTO	ITA 01 AM SESSION 21	<b>1:28.206</b>	1:28.488	1:29.135	1:29.242	1:29.569
19	Beitske VISSER	NED 01 AM SESSION 21	<b>1:28.259</b>	1:28.683	1:28.745	1:28.754	1:29.225
7	Jordan KING	GBR 01 AM SESSION 21	<b>1:28.433</b>	1:28.703	1:29.263	1:29.423	1:29.472
25	Oscar TUNJO	COL 01 AM SESSION 21	<b>1:28.452</b>	1:28.492	1:28.493	1:28.590	1:28.678
8	Dean STONEMAN	GBR 02 PM SESSION 21	<b>1:28.710</b>	1:29.036	1:29.109	1:29.137	1:29.265
1	Nyck DE VRIES	NED 01 AM SESSION 21	<b>1:28.804</b>	1:28.813	1:29.047	1:29.449	1:29.841
12	Dennis OLSEN	NOR 01 AM SESSION 21	<b>1:28.823</b>	1:29.155	1:29.306	1:29.368	1:29.384
27	Steijn SCHOTHORST	NED 01 AM SESSION 21	<b>1:28.916</b>	1:29.034	1:29.116	1:29.149	1:29.171
10	Richard GONDA	SVK 01 AM SESSION 21	<b>1:28.921</b>	1:29.089	1:29.395	1:30.101	1:30.273
6	Bruno BONIFACIO	BRA 01 AM SESSION 21	<b>1:28.936</b>	1:30.676	1:31.485	1:31.553	1:31.638
3	Egor ORUDZHEV	RUS 01 AM SESSION 21	<b>1:28.978</b>	1:29.048	1:29.093	1:29.104	1:29.776
26	Robert VISOIU	ROM 01 AM SESSION 21	<b>1:29.035</b>	1:29.049	1:29.525	1:29.751	1:30.028
17	Gustav MALJA	SWE 01 AM SESSION 21	<b>1:29.086</b>	1:30.146	1:30.181	1:30.356	1:30.430
18	Andrea PIZZITOLA	FRA 01 AM SESSION 21	<b>1:29.554</b>	1:29.694	1:29.854	1:30.043	1:30.515
2	Jimmy ERIKSSON	SWE 01 AM SESSION 21	<b>1:29.992</b>	1:30.047	1:30.065	1:30.068	1:30.130



Jerez - 4428 m

RENAULT SPORT



FORMULA  
RENAULT 3.5  
SERIES

21

## CIRCUITO DE JEREZ - WORLD SERIES by RENAULT TEST FORMULA RENAULT 3.5 OCTOBER 21st - COMBINED RESULTS

Ord. Piloto	Equipo	Marca	Neum	NVT	Sesion 1			Sesion 2			Mejor Tiempo
					VR	NV	Tiempo	VR	NV	Tiempo	
1	5 Pietro FANTIN	INTERNATIONAL DRACO RACING	58		22	44	<b>1:27.915</b>	8	14	1:29.919	1:27.915
2	15 Alex FONTANA	LOTUS	44		30	30	<b>1:27.977</b>	14	14	1:29.181	1:27.977
3	16 Matthieu VAXIVIERE	LOTUS	31		15	28	<b>1:28.071</b>	3	3	1:33.177	1:28.071
4	11 Nicholas LATIFI	STRAKKA RACING	71		10	30	<b>1:28.160</b>	41	41	1:29.537	1:28.160
5	4 Luca GHIOTTO	FORTEC MOTORSPORTS	62		28	28	<b>1:28.206</b>	33	34	1:29.135	1:28.206
6	19 Beitske VISSER	AVF	72		21	36	<b>1:28.259</b>	6	36	1:30.154	1:28.259
7	7 Jordan KING	ARDEN MOTORSPORT	66		38	39	<b>1:28.433</b>	26	27	1:29.263	1:28.433
8	25 Oscar TUNJO	PONS RACING	70		11	43	<b>1:28.452</b>	25	27	1:28.966	1:28.452
9	8 Dean STONEMAN	ARDEN MOTORSPORT	52		19	22	1:29.625	11	30	<b>1:28.710</b>	1:28.710
10	1 Nyck DE VRIES	DAMS	61		22	31	<b>1:28.804</b>	28	30	1:29.449	1:28.804
11	12 Dennis OLSEN	STRAKKA RACING	71		19	39	<b>1:28.823</b>	30	32	1:29.368	1:28.823
12	27 Steijn SCHOTHORST	COMTEC RACING	60		29	32	<b>1:28.916</b>	28	28	1:30.156	1:28.916
13	10 Richard GONDA	TECH 1 RACING	52		31	39	<b>1:28.921</b>	3	13	1:31.169	1:28.921
14	6 Bruno BONIFACIO	INTERNATIONAL DRACO RACING	66		2	41	<b>1:28.936</b>	22	25	1:30.676	1:28.936
15	3 Egor ORUDZHEV	FORTEC MOTORSPORTS	71		29	40	<b>1:28.978</b>	29	31	1:29.776	1:28.978
16	26 Robert VISOIU	PONS RACING	60		24	32	<b>1:29.035</b>	27	28	1:30.028	1:29.035
17	17 Gustav MALJA	ISR	62		37	39	<b>1:29.086</b>	16	23	1:30.146	1:29.086
18	18 Andrea PIZZITOLA	ISR	67		42	44	<b>1:29.554</b>	19	23	1:29.854	1:29.554
19	2 Jimmy ERIKSSON	DAMS	65		26	35	<b>1:29.992</b>	27	30	1:30.047	1:29.992

RESULTADOS PUBLICADOS A LAS 17:31 HORAS

CIRCUITO DE JEREZ, 21 DE OCTUBRE DE 2014