

Jerez - 4428 m



27

FESTIVAL DE AUTOMOVILISMO FORMULA 2.0 ALPS CLASIFICACION CARRERA 1

CONDICIONES ATMOSFERICAS: **Nublado**

ESTADO DE LA PISTA: **Seca**

Ord.	Piloto	Equipo	Marca	Neum NV	Tiempo	Dif	VR	Vta Ráp.
1	22 Anthoine HUBERT	TECH 1 RACING	R. 2.0	16	27:23.918	----	5	1:41.873
2	3 Jack AITKEN	KOIRANEN GP	R. 2.0	16	27:24.890	0.972	4	1:41.999
3	16 Ben BARNICOAT	FORTEC MOTORSPORTS	R. 2.0	16	27:27.850	3.932	7	1:42.086
4	2 Jake HUGHES	KOIRANEN GP	R. 2.0	16	27:38.055	14.137	4	1:42.661
5	21 Vasily ROMANOV	CRAM MOTORSPORT	R. 2.0	16	27:42.305	18.387	3	1:42.999
6	46 Jehan DARUVALA	FORTEC MOTORSPORTS	R. 2.0	16	27:42.803	18.885	7	1:42.902
7	15 Martin KODRIC	FORTEC MOTORSPORTS	R. 2.0	16	27:43.029	19.111	4	1:42.885
8	36 Thiago VIVACQUA	JD MOTORSPORT	R. 2.0	16	27:47.039	23.121	6	1:43.115
9	31 Simon GACHET	TECH 1 RACING	R. 2.0	16	27:47.472	23.554	5	1:42.981
10	9 Max DEFOURNY	KOIRANEN GP	R. 2.0	16	27:47.984	24.066	6	1:43.017
11	6 Stefan RIENER	FORTEC MOTORSPORTS	R. 2.0	16	27:48.399	24.481	6	1:42.945
12	7 Matteo FERRER	CRAM MOTORSPORT	R. 2.0	16	27:52.733	28.815	3	1:43.429
13	26 James ALLEN	ARTA ENGINEERING	R. 2.0	16	27:58.080	34.162	3	1:43.401
14	37 Alexey KORNEEV	JD MOTORSPORT	R. 2.0	16	27:58.605	34.687	7	1:43.617
15	25 Amaury RICHARD	ARTA ENGINEERING	R. 2.0	16	27:59.994	36.076	4	1:43.254
16	82 Travis J FISCHER	CRAM MOTORSPORT	R. 2.0	16	28:03.572	39.654	14	1:43.825
17	10 Danylo PRONENKO	BVM RACING	R. 2.0	16	28:04.385	40.467	12	1:44.045
18	14 Nikita TROITSKIY	GSK GRAND PRIX	R. 2.0	16	28:06.519	42.601	8	1:44.112
19	5 Bruno BAPTISTA	KOIRANEN GP	R. 2.0	16	28:33.631	1:09.713	12	1:44.004
20	11 Riccardo CAZZANIGA	GSK GRAND PRIX	R. 2.0	14	27:51.765	2 Vuelta	5	1:44.508
21	18 Daniele CAZZANIGA	GSK GRAND PRIX	R. 2.0	9	16:06.494	7 Vuelta	4	1:43.866
22	35 Matevos ISAAKYAN	JD MOTORSPORT	R. 2.0	1	1:52.915	15 Vuelta	1	1:46.317
23	20 Hugo DE SADELEER	TECH 1 RACING	R. 2.0	1	1:52.926	15 Vuelta	1	1:47.281

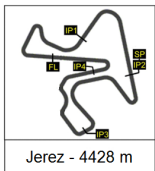
Vuelta rápida realizada por el piloto Nº 22.- Anthoine HUBERT en un tiempo de 1:41.873 en la vuelta 5ª.

RESULTADOS PUBLICADOS A LAS 14:18 HORAS

CIRCUITO DE JEREZ, 10 DE OCTUBRE DE 2015

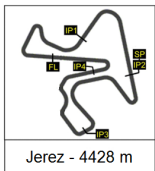
EL DIRECTOR DE CARRERA

EL JEFE DE CRONOMETRAJE



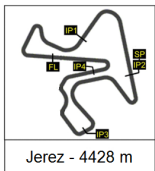
FESTIVAL DE AUTOMOVILISMO FORMULA 2.0 ALPS ANALISIS - CARRERA 1

Número	2		3		5		6		7		9		10		
Vta	Sector	Vuelta	Sector	Vuelta	Sector	Vuelta	Sector	Vuelta	Sector	Vuelta	Sector	Vuelta	Sector	Vuelta	
12	IP1	21.165	21.165	20.923	20.923	21.218	21.218	21.081	21.081	21.136	21.136	21.265	21.265	21.283	21.283
	IP2	18.523	39.688	18.288	39.211	18.525	39.743	18.593	39.674	18.547	39.683	18.444	39.709	18.490	39.773
	IP3	27.824	1:07.512	27.301	1:06.512	27.966	1:07.709	27.823	1:07.497	27.928	1:07.611	27.981	1:07.690	27.788	1:07.561
	IP4	22.712	1:30.224	22.356	1:28.868	22.717	1:30.426	22.704	1:30.201	22.827	1:30.438	22.697	1:30.387	22.821	1:30.382
	FL	13.509	1:43.733	13.334	1:42.202	13.578	1:44.004	13.554	1:43.755	13.518	1:43.956	13.565	1:43.952	13.663	1:44.045
13	IP1	21.150	21.150	20.921	20.921	21.419	21.419	21.139	21.139	21.192	21.192	21.161	21.161	21.342	21.342
	IP2	18.500	39.650	18.348	39.269	19.455	40.874	18.538	39.677	18.567	39.759	18.633	39.794	18.525	39.867
	IP3	27.771	1:07.421	27.461	1:06.730	43.544	1:24.418	27.973	1:07.650	28.128	1:07.887	27.940	1:07.734	27.899	1:07.766
	IP4	22.627	1:30.048	22.511	1:29.241	26.460	1:50.878	22.721	1:30.371	22.911	1:30.798	22.820	1:30.554	22.806	1:30.572
	FL	13.497	1:43.545	13.368	1:42.609	13.839	2:04.717	13.613	1:43.984	13.461	1:44.259	13.460	1:44.014	13.727	1:44.299
14	IP1	21.279	21.279	20.934	20.934	21.522	21.522	21.088	21.088	21.177	21.177	21.127	21.127	21.379	21.379
	IP2	18.517	39.796	18.337	39.271	18.691	40.213	18.532	39.620	18.545	39.722	18.467	39.594	18.571	39.950
	IP3	27.695	1:07.491	27.534	1:06.805	28.077	1:08.290	28.151	1:07.771	27.748	1:07.470	28.423	1:08.017	27.856	1:07.806
	IP4	22.433	1:29.924	22.345	1:29.150	23.107	1:31.397	22.773	1:30.544	22.646	1:30.116	22.783	1:30.800	22.738	1:30.544
	FL	13.403	1:43.327	13.345	1:42.495	13.641	1:45.038	13.540	1:44.084	13.456	1:43.572	13.412	1:44.212	13.594	1:44.138
15	IP1	21.097	21.097	20.904	20.904	21.469	21.469	21.588	21.588	21.278	21.278	21.429	21.429	21.237	21.237
	IP2	18.499	39.596	18.357	39.261	18.747	40.216	18.523	40.111	18.613	39.891	18.440	39.869	18.622	39.859
	IP3	27.778	1:07.374	27.466	1:06.727	28.086	1:08.302	27.833	1:07.944	28.003	1:07.894	27.794	1:07.663	28.012	1:07.871
	IP4	22.640	1:30.014	22.572	1:29.299	22.708	1:31.010	22.622	1:30.566	22.878	1:30.772	22.616	1:30.279	22.832	1:30.703
	FL	13.455	1:43.469	13.369	1:42.668	13.721	1:44.731	13.554	1:44.120	13.530	1:44.302	13.558	1:43.837	13.645	1:44.348
16	IP1	21.265	21.265	20.965	20.965	21.472	21.472	21.193	21.193	21.280	21.280	21.153	21.153	21.325	21.325
	IP2	18.533	39.798	18.345	39.310	18.637	40.109	18.501	39.694	18.600	39.880	18.647	39.800	18.548	39.873
	IP3	27.902	1:07.700	28.088	1:07.398	28.107	1:08.216	27.780	1:07.474	27.953	1:07.833	28.024	1:07.824	28.304	1:08.177
	IP4	22.643	1:30.343	22.349	1:29.747	23.820	1:32.036	22.715	1:30.189	22.686	1:30.519	22.703	1:30.527	22.883	1:31.060
	FL	13.519	1:43.862	13.465	1:43.212	14.131	1:46.167	13.544	1:43.733	13.453	1:43.972	13.557	1:44.084	13.639	1:44.699



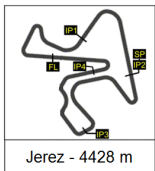
FESTIVAL DE AUTOMOVILISMO FORMULA 2.0 ALPS ANALISIS - CARRERA 1

Número	11		14		15		16		18		20		21		
Vta	Sector	Vuelta	Sector	Vuelta	Sector	Vuelta	Sector	Vuelta	Sector	Vuelta	Sector	Vuelta	Sector	Vuelta	
12	IP1	21.387	21.387	21.474	21.474	21.140	21.140	20.933	20.933					21.199	21.199
	IP2	19.287	40.674	18.693	40.167	18.437	39.577	18.366	39.299					18.456	39.655
	IP3	30.449	1:11.123	28.020	1:08.187	27.629	1:07.206	27.463	1:06.762					27.803	1:07.458
	IP4	22.976	1:34.099	23.035	1:31.222	22.497	1:29.703	22.306	1:29.068					22.649	1:30.107
	FL	13.598	1:47.697	13.533	1:44.755	13.498	1:43.201	13.348	1:42.416					13.526	1:43.633
13	IP1	21.368	21.368	21.271	21.271	21.142	21.142	20.913	20.913					21.218	21.218
	IP2	18.675	40.043	18.544	39.815	18.463	39.605	18.376	39.289					18.488	39.706
	IP3	28.375	1:08.418	27.979	1:07.794	27.721	1:07.326	27.519	1:06.808					27.902	1:07.608
	IP4	22.949	1:31.367	22.793	1:30.587	22.726	1:30.052	22.461	1:29.269					22.567	1:30.175
	FL	13.689	1:45.056	13.686	1:44.273	13.560	1:43.612	13.390	1:42.659					13.551	1:43.726
14	IP1	21.387	21.387	21.344	21.344	21.275	21.275	21.058	21.058					21.191	21.191
	IP2	18.705	40.092	18.785	40.129	18.533	39.808	18.324	39.382					18.482	39.673
	IP3	28.268	1:08.360	27.852	1:07.981	27.637	1:07.445	27.505	1:06.887					27.766	1:07.439
	IP4	22.930	1:31.290	22.759	1:30.740	22.735	1:30.180	22.301	1:29.188					22.688	1:30.127
	FL	13.674	1:44.964	13.623	1:44.363	13.449	1:43.629	13.438	1:42.626					13.487	1:43.614
15	IP1			21.491	21.491	21.129	21.129	20.975	20.975					21.137	21.137
	IP2			18.801	40.292	18.538	39.667	18.461	39.436					18.494	39.631
	IP3			27.987	1:08.279	27.704	1:07.371	27.629	1:07.065					27.758	1:07.389
	IP4			22.728	1:31.007	22.525	1:29.896	22.470	1:29.535					22.659	1:30.048
	FL		-----	13.612	1:44.619	13.576	1:43.472	13.443	1:42.978					13.504	1:43.552
16	IP1			21.481	21.481	21.195	21.195	21.168	21.168					21.163	21.163
	IP2			18.709	40.190	18.591	39.786	18.488	39.656					18.510	39.673
	IP3			28.054	1:08.244	27.764	1:07.550	27.664	1:07.320					28.186	1:07.859
	IP4			23.053	1:31.297	22.742	1:30.292	22.522	1:29.842					22.662	1:30.521
	FL			13.681	1:44.978	13.530	1:43.822	13.583	1:43.425					13.635	1:44.156



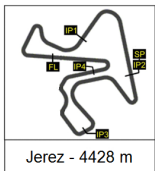
FESTIVAL DE AUTOMOVILISMO FORMULA 2.0 ALPS ANALISIS - CARRERA 1

Número	22		25		26		31		35		36		37	
Vta	Sector	Vuelta	Sector	Vuelta	Sector	Vuelta	Sector	Vuelta	Sector	Vuelta	Sector	Vuelta	Sector	Vuelta
12	IP1	21.021	21.021	21.278	21.278	21.302	21.302	21.300	21.300		21.265	21.265	21.199	21.199
	IP2	18.266	39.287	18.463	39.741	18.592	39.894	18.526	39.826		18.526	39.791	18.572	39.771
	IP3	27.465	1:06.752	27.993	1:07.734	27.943	1:07.837	27.889	1:07.715		28.047	1:07.838	28.037	1:07.808
	IP4	22.308	1:29.060	22.878	1:30.612	22.897	1:30.734	22.694	1:30.409		22.710	1:30.548	22.840	1:30.648
	FL	13.377	1:42.437	13.739	1:44.351	13.677	1:44.411	13.499	1:43.908		13.544	1:44.092	13.593	1:44.241
13	IP1	21.045	21.045	21.246	21.246	21.291	21.291	21.337	21.337		21.205	21.205	21.203	21.203
	IP2	18.415	39.460	18.685	39.931	18.601	39.892	18.578	39.915		18.489	39.694	18.532	39.735
	IP3	27.647	1:07.107	28.885	1:08.816	28.050	1:07.942	27.999	1:07.914		27.926	1:07.620	28.140	1:07.875
	IP4	22.499	1:29.606	22.911	1:31.727	22.956	1:30.898	22.605	1:30.519		22.629	1:30.249	22.800	1:30.675
	FL	13.386	1:42.992	13.650	1:45.377	13.517	1:44.415	13.491	1:44.010		13.572	1:43.821	13.557	1:44.232
14	IP1	21.001	21.001	21.215	21.215	21.338	21.338	21.293	21.293		21.326	21.326	21.238	21.238
	IP2	18.332	39.333	18.530	39.745	18.584	39.922	18.650	39.943		18.575	39.901	18.551	39.789
	IP3	27.552	1:06.885	27.976	1:07.721	27.869	1:07.791	28.057	1:08.000		27.896	1:07.797	28.012	1:07.801
	IP4	22.301	1:29.186	23.189	1:30.910	22.884	1:30.675	22.580	1:30.580		22.611	1:30.408	23.078	1:30.879
	FL	13.287	1:42.473	13.589	1:44.499	13.611	1:44.286	13.519	1:44.099		13.558	1:43.966	13.564	1:44.443
15	IP1	21.072	21.072	21.407	21.407	21.248	21.248	21.272	21.272		21.317	21.317	21.257	21.257
	IP2	18.422	39.494	18.795	40.202	18.608	39.856	18.591	39.863		18.531	39.848	18.601	39.858
	IP3	27.611	1:07.105	28.135	1:08.337	27.980	1:07.836	27.952	1:07.815		27.781	1:07.629	28.007	1:07.865
	IP4	22.458	1:29.563	22.830	1:31.167	22.995	1:30.831	22.557	1:30.372		22.649	1:30.278	22.722	1:30.587
	FL	13.310	1:42.873	13.595	1:44.762	13.567	1:44.398	13.485	1:43.857		13.605	1:43.883	13.540	1:44.127
16	IP1	21.073	21.073	21.360	21.360	21.340	21.340	21.139	21.139		21.326	21.326	21.264	21.264
	IP2	18.436	39.509	18.514	39.874	18.689	40.029	18.596	39.735		18.579	39.905	18.586	39.850
	IP3	27.657	1:07.166	28.166	1:08.040	28.234	1:08.263	27.976	1:07.711		27.903	1:07.808	28.181	1:08.031
	IP4	22.399	1:29.565	22.878	1:30.918	22.819	1:31.082	22.903	1:30.614		22.763	1:30.571	22.870	1:30.901
	FL	13.398	1:42.963	13.638	1:44.556	13.706	1:44.788	13.483	1:44.097		13.679	1:44.250	13.693	1:44.594



FESTIVAL DE AUTOMOVILISMO FORMULA 2.0 ALPS ANALISIS - CARRERA 1

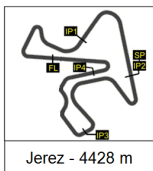
Número	46		82		0		0		0		0		0	
Vta	Sector	Vuelta	Sector	Vuelta	Sector	Vuelta	Sector	Vuelta	Sector	Vuelta	Sector	Vuelta	Sector	Vuelta
1	IP1	23.121	23.121	23.019	23.019									
	IP2	18.796	41.917	19.003	42.022									
	IP3	28.341	1:10.258	28.939	1:10.961									
	IP4	22.650	1:32.908	23.162	1:34.123									
	FL	13.611	1:46.519	13.542	1:47.665									
2	IP1	21.342	21.342	21.638	21.638									
	IP2	18.640	39.982	18.704	40.342									
	IP3	27.868	1:07.850	28.504	1:08.846									
	IP4	22.375	1:30.225	23.735	1:32.581									
	FL	13.437	1:43.662	14.307	1:46.888									
3	IP1	20.973	20.973	21.633	21.633									
	IP2	18.386	39.359	18.649	40.282									
	IP3	27.847	1:07.206	28.435	1:08.717									
	IP4	22.505	1:29.711	22.691	1:31.408									
	FL	13.414	1:43.125	13.710	1:45.118									
4	IP1	21.030	21.030	21.289	21.289									
	IP2	18.464	39.494	18.622	39.911									
	IP3	27.945	1:07.439	28.182	1:08.093									
	IP4	22.355	1:29.794	22.739	1:30.832									
	FL	13.427	1:43.221	13.488	1:44.320									
5	IP1	20.982	20.982	21.263	21.263									
	IP2	18.378	39.360	18.656	39.919									
	IP3	27.731	1:07.091	28.219	1:08.138									
	IP4	22.435	1:29.526	22.740	1:30.878									
	FL	13.487	1:43.013	13.618	1:44.496									
6	IP1	21.040	21.040	21.267	21.267									
	IP2	18.384	39.424	18.667	39.934									
	IP3	27.675	1:07.099	28.150	1:08.084									
	IP4	22.417	1:29.516	22.740	1:30.824									
	FL	13.466	1:42.982	13.591	1:44.415									
7	IP1	20.991	20.991	21.280	21.280									
	IP2	18.322	39.313	18.556	39.836									
	IP3	27.711	1:07.024	28.087	1:07.923									
	IP4	22.463	1:29.487	22.748	1:30.671									
	FL	13.415	1:42.902	13.519	1:44.190									
8	IP1	21.126	21.126	21.139	21.139									
	IP2	18.356	39.482	18.673	39.812									
	IP3	27.778	1:07.260	27.975	1:07.787									
	IP4	22.473	1:29.733	22.909	1:30.696									
	FL	13.395	1:43.128	13.512	1:44.208									
9	IP1	21.153	21.153	21.357	21.357									
	IP2	18.659	39.812	18.749	40.106									
	IP3	27.933	1:07.745	28.109	1:08.215									
	IP4	22.415	1:30.160	23.007	1:31.222									
	FL	13.461	1:43.621	13.453	1:44.675									
10	IP1	21.001	21.001	21.299	21.299									
	IP2	18.368	39.369	18.547	39.846									
	IP3	27.645	1:07.014	27.984	1:07.830									
	IP4	22.565	1:29.579	22.807	1:30.637									
	FL	13.404	1:42.983	13.438	1:44.075									
11	IP1	21.168	21.168	21.204	21.204									
	IP2	18.432	39.600	18.563	39.767									
	IP3	27.899	1:07.499	27.856	1:07.623									
	IP4	22.589	1:30.088	22.815	1:30.438									
	FL	13.544	1:43.632	13.540	1:43.978									



28⁴

**FESTIVAL DE AUTOMOVILISMO
FORMULA 2.0 ALPS
ANALISIS - CARRERA 1**

Número	46		82		0		0		0		0		0	
Vta	Sector	Vuelta	Sector	Vuelta	Sector	Vuelta	Sector	Vuelta	Sector	Vuelta	Sector	Vuelta	Sector	Vuelta
12	IP1	21.059	21.059	21.344	21.344									
	IP2	18.389	39.448	18.582	39.926									
	IP3	27.705	1:07.153	27.918	1:07.844									
	IP4	22.673	1:29.826	22.797	1:30.641									
	FL	13.536	1:43.362	13.525	1:44.166									
13	IP1	21.158	21.158	21.388	21.388									
	IP2	18.398	39.556	18.588	39.976									
	IP3	28.023	1:07.579	28.154	1:08.130									
	IP4	22.822	1:30.401	22.949	1:31.079									
	FL	13.498	1:43.899	13.527	1:44.606									
14	IP1	21.100	21.100	21.237	21.237									
	IP2	18.446	39.546	18.564	39.801									
	IP3	27.871	1:07.417	27.887	1:07.688									
	IP4	22.608	1:30.025	22.679	1:30.367									
	FL	13.453	1:43.478	13.458	1:43.825									
15	IP1	21.107	21.107	21.327	21.327									
	IP2	18.413	39.520	18.604	39.931									
	IP3	27.864	1:07.384	28.023	1:07.954									
	IP4	22.696	1:30.080	22.802	1:30.756									
	FL	13.502	1:43.582	13.611	1:44.367									
16	IP1	21.123	21.123	21.354	21.354									
	IP2	18.511	39.634	18.654	40.008									
	IP3	28.029	1:07.663	28.204	1:08.212									
	IP4	22.791	1:30.454	23.070	1:31.282									
	FL	13.588	1:44.042	13.594	1:44.876									



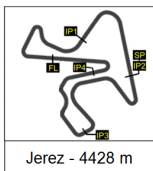
Jerez - 4428 m



29

**FESTIVAL DE AUTOMOVILISMO
FORMULA 2.0 ALPS
40 MEJORES VUELTAS - CARRERA 1**

Dorsal	Piloto	Nat	Equipo	Maq.	Hora	Vuelta	Tiempo
22	Anthoine HUBERT	FRA	TECH 1 RACING	R. 2.0	13:56:48	5	1:41.873
22	Anthoine HUBERT	FRA	TECH 1 RACING	R. 2.0	13:53:24	3	1:41.950
3	Jack AITKEN	GBR	KOIRANEN GP	R. 2.0	13:55:07	4	1:41.999
22	Anthoine HUBERT	FRA	TECH 1 RACING	R. 2.0	13:51:42	2	1:42.014
22	Anthoine HUBERT	FRA	TECH 1 RACING	R. 2.0	13:58:30	6	1:42.016
22	Anthoine HUBERT	FRA	TECH 1 RACING	R. 2.0	13:55:06	4	1:42.028
3	Jack AITKEN	GBR	KOIRANEN GP	R. 2.0	13:56:49	5	1:42.037
3	Jack AITKEN	GBR	KOIRANEN GP	R. 2.0	13:58:31	6	1:42.046
3	Jack AITKEN	GBR	KOIRANEN GP	R. 2.0	14:00:13	7	1:42.083
16	Ben BARNICOAT	GBR	FORTEC MOTORSPORTS	R. 2.0	14:00:15	7	1:42.086
22	Anthoine HUBERT	FRA	TECH 1 RACING	R. 2.0	14:00:12	7	1:42.097
16	Ben BARNICOAT	GBR	FORTEC MOTORSPORTS	R. 2.0	14:01:57	8	1:42.118
16	Ben BARNICOAT	GBR	FORTEC MOTORSPORTS	R. 2.0	13:56:50	5	1:42.125
16	Ben BARNICOAT	GBR	FORTEC MOTORSPORTS	R. 2.0	13:51:44	2	1:42.145
3	Jack AITKEN	GBR	KOIRANEN GP	R. 2.0	14:08:45	12	1:42.202
3	Jack AITKEN	GBR	KOIRANEN GP	R. 2.0	14:01:56	8	1:42.210
3	Jack AITKEN	GBR	KOIRANEN GP	R. 2.0	13:53:25	3	1:42.228
16	Ben BARNICOAT	GBR	FORTEC MOTORSPORTS	R. 2.0	13:53:26	3	1:42.255
22	Anthoine HUBERT	FRA	TECH 1 RACING	R. 2.0	14:01:54	8	1:42.290
3	Jack AITKEN	GBR	KOIRANEN GP	R. 2.0	13:51:43	2	1:42.314
16	Ben BARNICOAT	GBR	FORTEC MOTORSPORTS	R. 2.0	13:58:33	6	1:42.320
3	Jack AITKEN	GBR	KOIRANEN GP	R. 2.0	14:03:38	9	1:42.338
16	Ben BARNICOAT	GBR	FORTEC MOTORSPORTS	R. 2.0	14:08:48	12	1:42.416
22	Anthoine HUBERT	FRA	TECH 1 RACING	R. 2.0	14:08:44	12	1:42.437
22	Anthoine HUBERT	FRA	TECH 1 RACING	R. 2.0	14:03:37	9	1:42.445
22	Anthoine HUBERT	FRA	TECH 1 RACING	R. 2.0	14:12:010	14	1:42.473
3	Jack AITKEN	GBR	KOIRANEN GP	R. 2.0	14:12:11	14	1:42.495
16	Ben BARNICOAT	GBR	FORTEC MOTORSPORTS	R. 2.0	13:55:08	4	1:42.534
22	Anthoine HUBERT	FRA	TECH 1 RACING	R. 2.0	14:05:19	10	1:42.534
3	Jack AITKEN	GBR	KOIRANEN GP	R. 2.0	14:07:03	11	1:42.605
3	Jack AITKEN	GBR	KOIRANEN GP	R. 2.0	14:10:28	13	1:42.609
16	Ben BARNICOAT	GBR	FORTEC MOTORSPORTS	R. 2.0	14:07:05	11	1:42.612
16	Ben BARNICOAT	GBR	FORTEC MOTORSPORTS	R. 2.0	14:12:13	14	1:42.626
22	Anthoine HUBERT	FRA	TECH 1 RACING	R. 2.0	14:07:02	11	1:42.641
16	Ben BARNICOAT	GBR	FORTEC MOTORSPORTS	R. 2.0	14:10:30	13	1:42.659
2	Jake HUGHES	GBR	KOIRANEN GP	R. 2.0	13:55:010	4	1:42.661
3	Jack AITKEN	GBR	KOIRANEN GP	R. 2.0	14:13:53	15	1:42.668
2	Jake HUGHES	GBR	KOIRANEN GP	R. 2.0	13:51:44	2	1:42.695
2	Jake HUGHES	GBR	KOIRANEN GP	R. 2.0	13:56:53	5	1:42.728
2	Jake HUGHES	GBR	KOIRANEN GP	R. 2.0	13:58:35	6	1:42.731



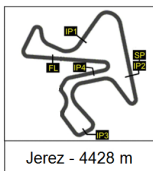
Jerez - 4428 m



30

FESTIVAL DE AUTOMOVILISMO FORMULA 2.0 ALPS TOP CINCO VUELTAS - CARRERA 1

Piloto	Nat	Equipo	Top Five Laps				
22	ANTHOINE HUBERT	FRA TECH 1 RACING	1:41.873	1:41.950	1:42.014	1:42.016	1:42.028
3	JACK AITKEN	GBR KOIRANEN GP	1:41.999	1:42.037	1:42.046	1:42.083	1:42.202
16	BEN BARNICOAT	GBR FORTEC MOTORSPORTS	1:42.086	1:42.118	1:42.125	1:42.145	1:42.255
2	JAKE HUGHES	GBR KOIRANEN GP	1:42.661	1:42.695	1:42.728	1:42.731	1:42.822
15	MARTIN KODRIC	CRO FORTEC MOTORSPORTS	1:42.885	1:42.890	1:42.960	1:43.146	1:43.169
46	JEHAN DARUVALA	IND FORTEC MOTORSPORTS	1:42.902	1:42.982	1:42.983	1:43.013	1:43.125
6	STEFAN RIENER	AUT FORTEC MOTORSPORTS	1:42.945	1:43.202	1:43.291	1:43.351	1:43.351
31	SIMON GACHET	FRA TECH 1 RACING	1:42.981	1:43.097	1:43.161	1:43.167	1:43.203
21	VASILY ROMANOV	RUS CRAM MOTORSPORT	1:42.999	1:43.041	1:43.089	1:43.165	1:43.212
9	MAX DEFOURNY	BEL KOIRANEN GP	1:43.017	1:43.026	1:43.153	1:43.166	1:43.232
36	THIAGO VIVACQUA	BRA JD MOTORSPORT	1:43.115	1:43.128	1:43.220	1:43.231	1:43.249
25	AMAURY RICHARD	FRA ARTA ENGINEERING	1:43.254	1:43.390	1:43.584	1:43.706	1:43.954
26	JAMES ALLEN	AUS ARTA ENGINEERING	1:43.401	1:43.422	1:43.473	1:43.669	1:43.798
7	MATTEO FERRER	GBR CRAM MOTORSPORT	1:43.429	1:43.437	1:43.504	1:43.514	1:43.572
37	ALEXEY KORNEEV	RUS JD MOTORSPORT	1:43.617	1:43.694	1:43.793	1:43.813	1:43.846
82	TRAVIS J FISCHER	USA CRAM MOTORSPORT	1:43.825	1:43.978	1:44.075	1:44.166	1:44.190
18	DANIELE CAZZANIGA	ITA GSK GRAND PRIX	1:43.866	1:44.040	1:44.074	1:44.522	1:44.531
5	BRUNO BAPTISTA	BRA KOIRANEN GP	1:44.004	1:44.206	1:44.305	1:44.391	1:44.435
10	DANYLO PRONENKO	UKR BVM RACING	1:44.045	1:44.048	1:44.137	1:44.138	1:44.151
14	NIKITA TROITSKIY	RUS GSK GRAND PRIX	1:44.112	1:44.187	1:44.273	1:44.318	1:44.331
11	RICCARDO CAZZANIGA	ITA GSK GRAND PRIX	1:44.508	1:44.643	1:44.778	1:44.964	1:45.056
35	MATEVOS ISAAKYAN	RUS JD MOTORSPORT	1:46.317	PARRILL			
20	HUGO DE SADELEER	SUI TECH 1 RACING	1:47.281	PARRILL			



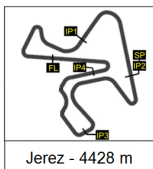
Jerez - 4428 m



31

**FESTIVAL DE AUTOMOVILISMO
FORMULA 2.0 ALPS
40 MEJORES VMAX - CARRERA 1**

Dorsal	Piloto	Nat	Equipo	Maq.	Hora	Vuelta	Vmax
14	Nikita TROITSKIY	RUS	GSK GRAND PRIX	R. 2.0	13:52:34	2	220,9
6	Stefan RIENER	AUT	FORTEC MOTORSPORTS	R. 2.0	13:54:13	3	220,4
11	Riccardo CAZZANIGA	ITA	GSK GRAND PRIX	R. 2.0	13:52:36	2	220,0
9	Max DEFOURNY	BEL	KOIRANEN GP	R. 2.0	14:11:27	13	219,5
14	Nikita TROITSKIY	RUS	GSK GRAND PRIX	R. 2.0	13:57:49	5	219,5
25	Amaury RICHARD	FRA	ARTA ENGINEERING	R. 2.0	13:50:48	1	219,1
11	Riccardo CAZZANIGA	ITA	GSK GRAND PRIX	R. 2.0	13:50:50	1	219,1
11	Riccardo CAZZANIGA	ITA	GSK GRAND PRIX	R. 2.0	14:09:41	10	219,1
82	Travis J FISCHER	USA	CRAM MOTORSPORT	R. 2.0	13:50:47	1	218,6
35	Matevos ISAAKYAN	RUS	JD MOTORSPORT	R. 2.0	13:50:45	1	218,6
9	Max DEFOURNY	BEL	KOIRANEN GP	R. 2.0	14:07:59	11	218,2
46	Jehan DARUVALA	IND	FORTEC MOTORSPORTS	R. 2.0	13:54:10	3	218,2
11	Riccardo CAZZANIGA	ITA	GSK GRAND PRIX	R. 2.0	13:49:03	0	218,2
14	Nikita TROITSKIY	RUS	GSK GRAND PRIX	R. 2.0	14:08:15	11	218,2
3	Jack AITKEN	GBR	KOIRANEN GP	R. 2.0	14:02:35	8	217,7
9	Max DEFOURNY	BEL	KOIRANEN GP	R. 2.0	13:52:29	2	217,7
10	Danylo PRONENKO	UKR	BVM RACING	R. 2.0	13:52:35	2	217,7
10	Danylo PRONENKO	UKR	BVM RACING	R. 2.0	13:56:04	4	217,7
10	Danylo PRONENKO	UKR	BVM RACING	R. 2.0	14:01:17	7	217,7
46	Jehan DARUVALA	IND	FORTEC MOTORSPORTS	R. 2.0	14:01:02	7	217,7
11	Riccardo CAZZANIGA	ITA	GSK GRAND PRIX	R. 2.0	14:07:53	9	217,7
14	Nikita TROITSKIY	RUS	GSK GRAND PRIX	R. 2.0	13:50:49	1	217,7
14	Nikita TROITSKIY	RUS	GSK GRAND PRIX	R. 2.0	13:54:19	3	217,7
14	Nikita TROITSKIY	RUS	GSK GRAND PRIX	R. 2.0	13:59:33	6	217,7
14	Nikita TROITSKIY	RUS	GSK GRAND PRIX	R. 2.0	14:01:17	7	217,7
14	Nikita TROITSKIY	RUS	GSK GRAND PRIX	R. 2.0	14:04:46	9	217,7
14	Nikita TROITSKIY	RUS	GSK GRAND PRIX	R. 2.0	14:06:31	10	217,7
14	Nikita TROITSKIY	RUS	GSK GRAND PRIX	R. 2.0	14:09:60	12	217,7
3	Jack AITKEN	GBR	KOIRANEN GP	R. 2.0	13:57:28	5	217,3
3	Jack AITKEN	GBR	KOIRANEN GP	R. 2.0	14:11:07	13	217,3
9	Max DEFOURNY	BEL	KOIRANEN GP	R. 2.0	13:50:45	1	217,3
9	Max DEFOURNY	BEL	KOIRANEN GP	R. 2.0	13:59:22	6	217,3
9	Max DEFOURNY	BEL	KOIRANEN GP	R. 2.0	14:09:43	12	217,3
36	Thiago VIVACQUA	BRA	JD MOTORSPORT	R. 2.0	13:50:44	1	217,3
25	Amaury RICHARD	FRA	ARTA ENGINEERING	R. 2.0	13:55:59	4	217,3
25	Amaury RICHARD	FRA	ARTA ENGINEERING	R. 2.0	14:08:08	11	217,3
26	James ALLEN	AUS	ARTA ENGINEERING	R. 2.0	13:54:15	3	217,3
26	James ALLEN	AUS	ARTA ENGINEERING	R. 2.0	13:55:58	4	217,3
6	Stefan RIENER	AUT	FORTEC MOTORSPORTS	R. 2.0	13:59:23	6	217,3
14	Nikita TROITSKIY	RUS	GSK GRAND PRIX	R. 2.0	13:56:04	4	217,3



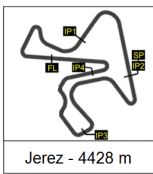
Jerez - 4428 m



32

FESTIVAL DE AUTOMOVILISMO FORMULA 2.0 ALPS TOP CINCO VMAX - CARRERA 1

Piloto	Nat	Equipo	Top Five Vmax				
14 Nikita TROITSKIY	RUS	GSK GRAND PRIX	220,9	219,5	218,2	217,7	217,7
6 Stefan RIENER	AUT	FORTEC MOTORSPORTS	220,4	217,3	216,9	216,9	216,4
11 Riccardo CAZZANIGA	ITA	GSK GRAND PRIX	220,0	219,1	219,1	218,2	217,7
9 Max DEFOURNY	BEL	KOIRANEN GP	219,5	218,2	217,7	217,3	217,3
25 Amaury RICHARD	FRA	ARTA ENGINEERING	219,1	217,3	217,3	216,4	216,4
35 Matevos ISAAKYAN	RUS	JD MOTORSPORT	218,6	216,4			
82 Travis J FISCHER	USA	CRAM MOTORSPORT	218,6	216,0	215,6	215,6	215,1
46 Jehan DARUVALA	IND	FORTEC MOTORSPORTS	218,2	217,7	217,3	217,3	217,3
10 Danylo PRONENKO	UKR	BVM RACING	217,7	217,7	217,7	216,9	216,9
3 Jack AITKEN	GBR	KOIRANEN GP	217,7	217,3	217,3	216,9	216,9
36 Thiago VIVACQUA	BRA	JD MOTORSPORT	217,3	217,3	216,9	216,0	215,6
26 James ALLEN	AUS	ARTA ENGINEERING	217,3	217,3	216,4	216,0	216,0
37 Alexey KORNEEV	RUS	JD MOTORSPORT	217,3	216,0	215,6	215,6	215,1
18 Daniele CAZZANIGA	ITA	GSK GRAND PRIX	216,9	216,4	216,4	216,4	216,0
16 Ben BARNICOAT	GBR	FORTEC MOTORSPORTS	216,9	216,4	216,0	216,0	216,0
31 Simon GACHET	FRA	TECH 1 RACING	216,9	216,4	216,0	216,0	216,0
21 Vasily ROMANOV	RUS	CRAM MOTORSPORT	216,9	216,4	216,0	216,0	215,6
22 Anthoine HUBERT	FRA	TECH 1 RACING	216,4	216,4	216,0	216,0	216,0
2 Jake HUGHES	GBR	KOIRANEN GP	216,4	216,0	216,0	216,0	216,0
15 Martin KODRIC	CRO	FORTEC MOTORSPORTS	216,4	216,0	216,0	215,6	215,1
20 Hugo DE SADELEER	SUI	TECH 1 RACING	216,4	213,4			
7 Matteo FERRER	GBR	CRAM MOTORSPORT	216,0	215,1	215,1	215,1	214,7
5 Bruno BAPTISTA	BRA	KOIRANEN GP	215,6	215,6	214,7	214,7	214,3



FESTIVAL DE AUTOMOVILISMO FORMULA 2.0 ALPS PLANNING DE CARRERA 1

Vta	1	2	3	4	5	6	7	8	9	10	11	12	13	14	15	16	17	18	19	20	21	22	23	24	25	26	27	28	29	30	31	32				
0	22	3	21	16	2	20	46	15	36	31	26	35	9	25	6	7	37	82	10	18	14	5	11													
1	22	3	16	2	21	15	46	36	35	20	31	9	26	6	7	82	18	25	37	10	14	5	11													
2	22	3	16	2	21	15	46	36	31	9	6	7	26	25	18	37	82	10	14	5	11															
3	22	3	16	2	21	15	46	36	31	9	6	7	26	25	18	37	82	14	10	5	11 ¹															
4	22	3	16	2	21	15	46	36	31	9	6	7	26	25	18	37	82	14	10	5	11 ¹															
5	22	3	16	2	21	15	46	36	31	9	6	7	26	25	18	37	82	10	14	5	11 ¹															
6	22	3	16	2	21	15	46	36	31	9	6	7	26	25	37	18	82	10	14	5	11 ¹															
7	22	3	16	2	21	15	46	36	31	9	6	7	26	25	37	18	82	10	14	5	11 ²															
8	22	3	16	2	21	15	46	36	31	9	6	7	26	25	37	18	82	10	14	5	11 ²															
9	22	3	16	2	21	46	15	36	31	9	6	7	26	25	37	82	10	14	5	18	11 ²															
10	22	3	16	2	21	46	15	36	31	9	6	7	26	25	37	82	10	14	5	11 ²																
11	22	3	16	2	21	46	15	36	31	9	6	7	26	25	37	82	10	14	5	11 ²																
12	22	3	16	2	21	46	15	36	31	9	6	7	26	25	37	82	10	14	5	11 ²																
13	22	3	16	2	21	46	15	36	31	9	6	7	26	37	25	82	10	14	5	11 ²																
14	22	3	16	2	21	46	15	36	31	9	6	7	26	37	25	82	10	14	5	11 ²																
15	22	3	16	2	21	46	15	36	31	9	6	7	26	37	25	82	10	14	5																	
16	22	3	16	2	21	46	15	36	31	9	6	7	26	37	25	82	10	14	5																	