

78

**FESTIVAL DE AUTOMOVILISMO
FORMULA 2.0 ALPS
RESULTADOS ENTRENAMIENTOS CRONOMETRADOS 2**

CONDICIONES ATMOSFERICAS: **Nublado**ESTADO DE LA PISTA: **Seca**

Ord.	Piloto	Licencia	Equipo	Marca	NV	VR	Tiempo	Gap	Intv	VMax
1	15 Martin KODRIC		CRO FORTEC MOTORSPORTS	R. 2.0	6	6	1:52.191	----	----	213,4
2	35 Matevos ISAAKYAN		RUS JD MOTORSPORT	R. 2.0	7	6	1:52.752	0.561	0.561	215,1
3	16 Ben BARNICOAT		GBR FORTEC MOTORSPORTS	R. 2.0	6	5	1:52.945	0.754	0.193	214,7
4	22 Anthoine HUBERT		FRA TECH 1 RACING	R. 2.0	6	6	1:53.095	0.904	0.150	212,6
5	9 Max DEFOURNY		BEL KOIRANEN GP	R. 2.0	6	6	1:53.151	0.960	0.056	212,6
6	36 Thiago VIVACQUA		BRA JD MOTORSPORT	R. 2.0	7	6	1:53.193	1.002	0.042	213,9
7	31 Simon GACHET		FRA TECH 1 RACING	R. 2.0	6	6	1:54.164	1.973	0.971	215,1
8	37 Alexey KORNEEV		RUS JD MOTORSPORT	R. 2.0	6	6	1:54.390	2.199	0.226	210,9
9	14 Nikita TROITSKIY		RUS GSK GRAND PRIX	R. 2.0	6	6	1:54.502	2.311	0.112	216,4
10	3 Jack AITKEN		GBR KOIRANEN GP	R. 2.0	6	6	1:54.514	2.323	0.012	217,7
11	25 Amaury RICHARD		FRA ARTA ENGINEERING	R. 2.0	6	6	1:54.535	2.344	0.021	216,0
12	26 James ALLEN		AUS ARTA ENGINEERING	R. 2.0	6	5	1:54.602	2.411	0.067	214,3
13	20 Hugo DE SADELEER		SUI TECH 1 RACING	R. 2.0	6	6	1:54.694	2.503	0.092	215,1
14	46 Jehan DARUVALA		IND FORTEC MOTORSPORTS	R. 2.0	7	7	1:54.864	2.673	0.170	215,1
15	7 Matteo FERRER		GBR CRAM MOTORSPORT	R. 2.0	6	6	1:54.931	2.740	0.067	213,0
16	10 Danylo PRONENKO		UKR BVM RACING	R. 2.0	7	7	1:55.231	3.040	0.300	212,2
17	5 Bruno BAPTISTA		BRA KOIRANEN GP	R. 2.0	5	4	1:55.357	3.166	0.126	211,4
18	18 Daniele CAZZANIGA		ITA GSK GRAND PRIX	R. 2.0	7	7	1:55.522	3.331	0.165	214,7
19	2 Jake HUGHES		GBR KOIRANEN GP	R. 2.0	5	5	1:55.695	3.504	0.173	213,9
20	21 Vasily ROMANOV		RUS CRAM MOTORSPORT	R. 2.0	6	6	1:56.632	4.441	0.937	213,9
21	11 Riccardo CAZZANIGA		ITA GSK GRAND PRIX	R. 2.0	7	6	1:57.022	4.831	0.390	216,4
22	82 Travis J FISCHER		USA CRAM MOTORSPORT	R. 2.0	7	6	1:57.513	5.322	0.491	210,9

No ClasificadoTiempo Mínimo para Clasificar: - **2:03.410**Porcentaje para Clasificar: **110%**

6	Stefan RIENER		AUT FORTEC MOTORSPORTS	R. 2.0	1	1	2:16.827			
---	----------------------	--	------------------------	--------	---	---	-----------------	--	--	--

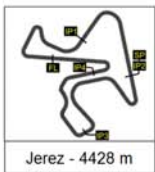
RESULTADOS PUBLICADOS A LAS 09:58 HORAS

CIRCUITO DE JEREZ, 11 DE OCTUBRE DE 2015

6 Best Lap deleted caused red flag

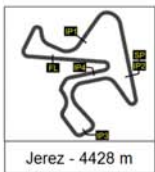
EL DIRECTOR DE CARRERA

EL JEFE DE CRONOMETRAJE



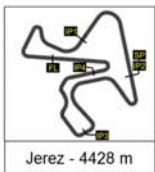
FESTIVAL DE AUTOMOVILISMO FORMULA 2.0 ALPS ANALISIS - ENTRENAMIENTOS CRONOMETRADOS 2

Número	2		3		5		6		7		9		10		
	Vta	Sector	Vuelta	Sector	Vuelta	Sector	Vuelta	Sector	Vuelta	Sector	Vuelta	Sector	Vuelta		
1	IP1	38.177	38.177	29.909	29.909	36.416	36.416	32.026	32.026	36.433	36.433	31.286	31.286	40.383	40.383
	IP2	24.213	1:02.390	23.253	53.162	25.632	1:02.048	24.160	56.186	26.374	1:02.807	22.914	54.200	24.172	1:04.555
	IP3	34.021	1:36.411	34.212	1:27.374	39.068	1:41.116	34.756	1:30.942	37.311	1:40.118	33.913	1:28.113	35.340	1:39.895
	IP4	31.883	2:08.294	27.971	1:55.345	31.939	2:13.055	29.671	2:00.613	30.227	2:10.345	28.341	1:56.454	30.046	2:09.941
	FL	15.555	2:23.849	15.242	2:10.587	16.248	2:29.303	16.214	2:16.827	16.717	2:27.062	15.305	2:11.759	15.667	2:25.608
2	IP1	24.671	24.671	24.583	24.583	24.510	24.510	2:26.19	2:26.193	28.809	28.809	24.891	24.891	25.365	25.365
	IP2	20.788	45.459	20.617	45.200	20.620	45.130	19.885	2:46.078	23.810	52.619	20.602	45.493	21.755	47.120
	IP3	31.115	1:16.574	31.626	1:16.826	30.958	1:16.088	32.052	1:19.600	35.710	1:28.329	31.320	1:16.813	31.367	1:18.487
	IP4	27.727	1:44.301	27.146	1:43.972	28.449	1:44.537	27.915	1:47.515	29.190	1:57.519	27.453	1:44.266	27.763	1:46.250
	FL	7:15.74	PIT EXIT	15.000	1:58.972	7:08.14	PIT EXIT		-----	15.580	2:13.099	15.034	1:59.300	15.240	2:01.490
3	IP1	27.868	27.868	23.626	23.626	29.701	29.701			24.985	24.985	23.715	23.715	23.931	23.931
	IP2	20.650	48.518	19.658	43.284	20.736	50.437			20.754	45.739	20.056	43.771	20.330	44.261
	IP3	31.331	1:19.849	31.216	1:14.500	31.828	1:22.265			31.756	1:17.495	31.995	1:15.766	30.424	1:14.685
	IP4	28.079	1:47.928	31.847	1:46.347	27.201	1:49.466			28.254	1:45.749	30.510	1:46.276	26.863	1:41.548
	FL	15.043	2:02.971	6:42.86	PIT EXIT	15.139	2:04.605			7:38.96	PIT EXIT	6:40.66	PIT EXIT	15.036	1:56.584
4	IP1	24.033	24.033	29.435	29.435	23.857	23.857			34.102	34.102	30.926	30.926	23.272	23.272
	IP2	20.501	44.534	21.281	50.716	19.681	43.538			25.617	59.719	21.853	52.779	19.874	43.146
	IP3	30.404	1:14.938	31.301	1:22.017	30.237	1:13.775			36.089	1:35.808	33.139	1:25.918	32.926	1:16.072
	IP4	26.758	1:41.696	26.944	1:48.961	26.617	1:40.392			30.810	2:06.618	27.970	1:53.888	32.308	1:48.380
	FL	14.954	1:56.650	14.923	2:03.884	14.965	1:55.357			15.433	2:22.051	15.482	2:09.370	6:02.24	PIT EXIT
5	IP1	23.836	23.836	23.654	23.654	23.192	23.192			23.854	23.854	23.108	23.108	31.225	31.225
	IP2	19.620	43.456	19.609	43.263	19.856	43.048			20.018	43.872	19.340	42.448	20.629	51.854
	IP3	30.467	1:13.923	30.065	1:13.328	30.817	1:13.865			30.412	1:14.284	29.731	1:12.179	30.981	1:22.835
	IP4	26.811	1:40.734	26.621	1:39.949	26.892	1:40.757			27.395	1:41.679	26.586	1:38.765	30.142	1:52.977
	FL	14.961	1:55.695	14.939	1:54.888	14.805	1:55.562			14.835	1:56.514	14.798	1:53.563	15.558	2:08.535
6	IP1	23.500	23.500	23.689	23.689	22.936	22.936			23.305	23.305	22.961	22.961	23.866	23.866
	IP2	19.425	42.925	19.805	43.494	19.441	42.377			19.975	43.280	19.664	42.625	19.598	43.464
	IP3	30.179	1:13.104	29.902	1:13.396	29.867	1:12.244			30.387	1:13.667	29.402	1:12.027	30.173	1:13.637
	IP4	28.231	1:41.335	26.252	1:39.648	32.844	1:45.088			26.737	1:40.404	26.515	1:38.542	27.167	1:40.804
	FL		-----	14.866	1:54.514		-----			14.527	1:54.931	14.609	1:53.151	15.134	1:55.938
7	IP1			23.239	23.239					23.109	23.109	22.780	22.780	23.381	23.381
	IP2			19.485	42.724					20.946	44.055	19.361	42.141	20.170	43.551
	IP3			30.749	1:13.473					34.427	1:18.482	29.369	1:11.510	30.298	1:13.849
	IP4			31.653	1:45.126					29.308	1:47.790	33.617	1:45.127	26.387	1:40.236
	FL				-----						-----		-----	14.995	1:55.231



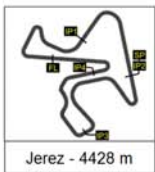
FESTIVAL DE AUTOMOVILISMO FORMULA 2.0 ALPS ANALISIS - ENTRENAMIENTOS CRONOMETRADOS 2

Número	11		14		15		16		18		20		21		
	Vta	Sector	Vuelta	Sector	Vuelta	Sector	Vuelta	Sector	Vuelta	Sector	Vuelta	Sector	Vuelta		
1	IP1	34.630	34.630	35.931	35.931	36.961	36.961	31.834	31.834	35.041	35.041	35.521	35.521	33.595	33.595
	IP2	25.569	1:00.199	27.481	1:03.412	26.146	1:03.107	22.686	54.520	26.139	1:01.180	26.037	1:01.558	24.543	58.138
	IP3	37.751	1:37.950	41.010	1:44.422	36.980	1:40.087	33.841	1:28.361	37.379	1:38.559	36.242	1:37.800	35.018	1:33.156
	IP4	30.732	2:08.682	31.007	2:15.429	30.674	2:10.761	28.148	1:56.509	30.405	2:08.964	29.460	2:07.260	28.977	2:02.133
	FL	16.953	2:25.635	18.178	2:33.607	16.521	2:27.282	15.296	2:11.805	15.913	2:24.877	15.680	2:22.940	15.596	2:17.729
2	IP1	25.595	25.595	26.127	26.127	26.456	26.456	24.842	24.842	26.262	26.262	26.016	26.016	25.472	25.472
	IP2	22.044	47.639	22.540	48.667	21.665	48.121	22.979	47.821	22.672	48.934	21.484	47.500	21.657	47.129
	IP3	33.141	1:20.780	33.372	1:22.039	31.831	1:19.952	35.371	1:23.192	33.083	1:22.017	31.932	1:19.432	32.221	1:19.350
	IP4	28.905	1:49.685	29.530	1:51.569	29.052	1:49.004	28.095	1:51.287	28.351	1:50.368	27.987	1:47.419	30.362	1:49.712
	FL	15.237	1:59.790	15.514	2:07.083	15.435	2:04.439	14.827	2:06.114	15.367	2:05.735	15.146	2:02.565	15.108	2:04.820
3	IP1	24.332	24.332	25.395	25.395	25.125	25.125	23.706	23.706	24.360	24.360	24.637	24.637	24.402	24.402
	IP2	20.914	45.246	21.132	46.527	21.446	46.571	20.165	43.871	21.378	45.738	20.223	44.860	20.875	45.277
	IP3	31.781	1:17.027	31.508	1:18.035	33.247	1:19.818	30.766	1:14.637	31.729	1:17.467	32.377	1:17.237	32.504	1:17.781
	IP4	27.526	1:44.553	28.777	1:46.812	29.877	1:49.695	27.699	1:42.336	27.372	1:44.839	31.357	1:48.594	30.021	1:47.802
	FL	15.237	1:59.790	7:38.03	PIT EXIT	6:41.91	PIT EXIT	7:21.10	PIT EXIT	15.000	1:59.839	7:16.33	PIT EXIT	7:01.52	PIT EXIT
4	IP1	24.365	24.365	31.936	31.936	32.967	32.967	31.131	31.131	24.300	24.300	32.368	32.368	31.547	31.547
	IP2	20.764	45.129	21.041	52.977	21.321	54.288	20.990	52.121	20.780	45.080	20.914	53.282	20.540	52.087
	IP3	32.941	1:18.070	32.247	1:25.224	31.019	1:25.307	30.515	1:22.636	32.920	1:18.000	31.812	1:25.094	30.866	1:22.953
	IP4	29.171	1:47.241	27.451	1:52.675	26.838	1:52.145	30.312	1:52.948	28.174	1:46.174	29.356	1:54.450	28.225	1:51.178
	FL	5:43.69	PIT EXIT	16.207	2:08.882	15.668	2:07.813	15.359	2:08.307	5:45.28	PIT EXIT	15.446	2:09.896	15.401	2:06.579
5	IP1	31.029	31.029	24.191	24.191	23.931	23.931	23.312	23.312	31.488	31.488	24.130	24.130	24.030	24.030
	IP2	21.475	52.504	20.080	44.271	19.594	43.525	19.478	42.790	22.396	53.884	19.848	43.978	20.022	44.052
	IP3	31.953	1:24.457	30.679	1:14.950	30.013	1:13.538	29.284	1:12.074	32.136	1:26.020	30.377	1:14.355	30.546	1:14.598
	IP4	27.557	1:52.014	27.214	1:42.164	26.474	1:40.012	26.207	1:38.281	28.226	1:54.246	27.780	1:42.135	27.870	1:42.468
	FL	15.149	2:07.163	15.127	1:57.291	14.720	1:54.732	14.664	1:52.945	15.087	2:09.333	15.030	1:57.165	14.957	1:57.425
6	IP1	23.881	23.881	23.391	23.391	23.248	23.248	22.847	22.847	23.307	23.307	23.385	23.385	23.770	23.770
	IP2	19.920	43.801	19.511	42.902	19.276	42.524	19.065	41.912	19.947	43.254	19.342	42.727	20.020	43.790
	IP3	30.153	1:13.954	30.216	1:13.118	29.190	1:11.714	32.514	1:14.426	30.406	1:13.660	30.272	1:12.999	31.448	1:15.238
	IP4	27.987	1:41.941	26.379	1:39.497	25.838	1:37.552	26.913	1:41.339	27.435	1:41.095	26.751	1:39.750	26.541	1:41.779
	FL	15.081	1:57.022	15.005	1:54.502	14.639	1:52.191	14.791	1:56.130	15.135	1:56.230	14.944	1:54.694	14.853	1:56.632
7	IP1	24.965	24.965	23.435	23.435	22.622	22.622	22.889	22.889	23.959	23.959	23.259	23.259	23.327	23.327
	IP2	20.521	45.486	21.148	44.583	19.149	41.771	19.278	42.167	20.342	44.301	21.233	44.492	19.710	43.037
	IP3	32.070	1:17.556	33.372	1:17.955	29.181	1:10.952	33.458	1:15.625	29.823	1:14.124	33.740	1:18.232	30.171	1:13.208
	IP4	27.870	1:45.426	31.084	1:49.039	32.820	1:43.772	29.329	1:44.954	26.669	1:40.793	31.021	1:49.253	29.240	1:42.448
	FL	14.830	2:00.256		-----		-----		-----	14.729	1:55.522		-----		-----



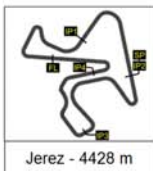
FESTIVAL DE AUTOMOVILISMO FORMULA 2.0 ALPS ANALISIS - ENTRENAMIENTOS CRONOMETRADOS 2

Número	22		25		26		31		35		36		37		
	Vta	Sector	Vuelta	Sector	Vuelta	Sector	Vuelta	Sector	Vuelta	Sector	Vuelta	Sector	Vuelta		
1	IP1	31.783	31.783	31.398	31.398	31.830	31.830	32.864	32.864	33.501	33.501	33.721	33.721	36.244	36.244
	IP2	22.564	54.347	22.673	54.071	23.028	54.858	23.841	56.705	23.896	57.397	23.372	57.093	26.711	1:02.955
	IP3	33.804	1:28.151	33.555	1:27.626	33.114	1:27.972	34.646	1:31.351	34.588	1:31.985	34.662	1:31.755	40.698	1:43.653
	IP4	27.746	1:55.897	28.604	1:56.230	29.008	1:56.980	29.122	2:00.473	29.692	2:01.677	30.102	2:01.857	31.499	2:15.152
	FL	15.274	2:11.171	15.129	2:11.359	15.319	2:12.299	15.366	2:15.839	15.664	2:17.341	15.454	2:17.311	16.344	2:31.496
2	IP1	25.161	25.161	25.429	25.429	25.464	25.464	25.465	25.465	25.085	25.085	25.519	25.519	26.069	26.069
	IP2	20.954	46.115	20.806	46.235	21.055	46.519	21.529	46.994	20.725	45.810	21.116	46.635	21.825	47.894
	IP3	32.622	1:18.737	30.681	1:16.916	32.341	1:18.860	32.333	1:19.327	31.363	1:17.173	31.719	1:18.354	32.652	1:20.546
	IP4	27.159	1:45.896	27.509	1:44.425	27.518	1:46.378	27.831	1:47.158	27.477	1:44.650	27.653	1:46.007	28.179	1:48.725
	FL	15.039	2:00.935	14.557	1:58.982	14.871	2:01.249	14.967	2:02.125	14.998	1:59.648	15.034	2:01.041	15.023	2:03.748
3	IP1	23.968	23.968	23.760	23.760	24.901	24.901	24.087	24.087	24.108	24.108	23.804	23.804	24.899	24.899
	IP2	20.238	44.206	19.579	43.339	20.331	45.232	20.469	44.556	19.683	43.791	20.197	44.001	21.640	46.539
	IP3	31.077	1:15.283	31.384	1:14.723	32.301	1:17.533	30.665	1:15.221	29.997	1:13.788	30.619	1:14.620	37.304	1:23.843
	IP4	28.268	1:43.551	28.833	1:43.556	27.842	1:45.375	28.327	1:43.548	26.810	1:40.598	26.976	1:41.596	28.072	1:51.915
	FL	7:35.31	PIT EXIT	6:25.61	PIT EXIT	6:34.11	PIT EXIT	7:30.04	PIT EXIT	14.622	1:55.220	14.778	1:56.374	7:25.02	PIT EXIT
4	IP1	30.313	30.313	30.285	30.285	30.126	30.126	29.764	29.764	23.130	23.130	23.493	23.493	33.708	33.708
	IP2	20.990	51.303	20.376	50.661	21.568	51.694	21.486	51.250	19.882	43.012	19.548	43.041	21.150	54.858
	IP3	30.318	1:21.621	32.765	1:23.426	31.193	1:22.887	31.477	1:22.727	32.568	1:15.580	30.493	1:13.534	31.566	1:26.424
	IP4	27.334	1:48.955	29.272	1:52.698	29.146	1:52.033	28.188	1:50.915	28.166	1:43.746	28.263	1:41.797	29.507	1:55.931
	FL	15.105	2:04.060	15.163	2:07.861	15.243	2:07.276	15.029	2:05.944	6:06.35	PIT EXIT	6:01.22	PIT EXIT	15.653	2:11.584
5	IP1	23.373	23.373	23.346	23.346	23.816	23.816	23.599	23.599	32.416	32.416	30.093	30.093	23.826	23.826
	IP2	19.818	43.191	19.339	42.685	19.602	43.418	19.649	43.248	20.497	52.913	20.567	50.660	19.781	43.607
	IP3	30.112	1:13.303	29.913	1:12.598	29.178	1:12.596	30.294	1:13.542	30.782	1:23.695	30.349	1:21.009	30.272	1:13.879
	IP4	29.789	1:43.092	30.820	1:43.418	27.249	1:39.845	30.118	1:43.660	28.537	1:52.232	29.622	1:50.631	43.166	1:57.045
	FL	15.117	1:58.209	15.532	1:58.950	14.757	1:54.602	16.144	1:59.804	15.730	2:07.962	14.950	2:05.581	14.872	2:11.917
6	IP1	22.577	22.577	22.980	22.980	23.496	23.496	23.055	23.055	22.938	22.938	23.320	23.320	23.664	23.664
	IP2	19.444	42.021	19.417	42.397	19.910	43.406	19.214	42.269	19.305	42.243	19.251	42.571	19.588	43.252
	IP3	29.620	1:11.641	29.522	1:11.919	29.851	1:13.257	29.619	1:11.888	29.606	1:11.849	29.360	1:11.931	29.914	1:13.166
	IP4	26.587	1:38.228	27.156	1:39.075	28.445	1:41.702	27.432	1:39.320	26.246	1:38.095	26.529	1:38.460	26.498	1:39.664
	FL	14.867	1:53.095	15.460	1:54.535	14.806	1:56.508	14.844	1:54.164	14.657	1:52.752	14.733	1:53.193	14.726	1:54.390
7	IP1	23.050	23.050	23.158	23.158	23.048	23.048	23.619	23.619	23.237	23.237	22.871	22.871	23.502	23.502
	IP2	19.445	42.495	19.194	42.352	19.255	42.303	20.073	43.692	19.353	42.590	19.647	42.518	21.023	44.525
	IP3	29.445	1:11.940	29.769	1:12.121	32.408	1:14.711	30.897	1:14.589	30.927	1:13.517	29.587	1:12.105	32.471	1:16.996
	IP4	28.148	1:40.088	28.863	1:40.984	29.191	1:43.902	29.623	1:44.212	26.675	1:40.192	26.760	1:38.865	31.193	1:48.189
	FL	-----	-----	-----	-----	-----	-----	-----	-----	14.777	1:54.969	14.752	1:53.617	-----	-----



FESTIVAL DE AUTOMOVILISMO FORMULA 2.0 ALPS ANALISIS - ENTRENAMIENTOS CRONOMETRADOS 2

Número	46		82		0		0		0		0		0	
Vta	Sector	Vuelta	Sector	Vuelta	Sector	Vuelta	Sector	Vuelta	Sector	Vuelta	Sector	Vuelta	Sector	Vuelta
1	IP1	34.624	34.624	35.606	35.606									
	IP2	25.104	59.728	25.878	1:01.484									
	IP3	34.993	1:34.721	36.810	1:38.294									
	IP4	29.830	2:04.551	30.562	2:08.856									
	FL	16.011	2:20.562	15.839	2:24.695									
2	IP1	26.269	26.269	27.118	27.118									
	IP2	21.426	47.695	22.830	49.948									
	IP3	32.340	1:20.035	33.627	1:23.575									
	IP4	27.647	1:47.682	28.916	1:52.491									
	FL	15.148	2:02.830	15.143	2:07.634									
3	IP1	23.987	23.987	24.427	24.427									
	IP2	20.078	44.065	21.260	45.687									
	IP3	30.704	1:14.769	31.729	1:17.416									
	IP4	26.509	1:41.278	27.809	1:45.225									
	FL	14.925	1:56.203	15.151	2:00.376									
4	IP1	23.551	23.551	24.077	24.077									
	IP2	21.004	44.555	20.967	45.044									
	IP3	33.194	1:17.749	32.680	1:17.724									
	IP4	29.669	1:47.418	28.767	1:46.491									
	FL	5:53.32	PIT EXIT	5:38.08	PIT EXIT									
5	IP1	31.547	31.547	31.613	31.613									
	IP2	20.340	51.887	20.828	52.441									
	IP3	30.880	1:22.767	31.130	1:23.571									
	IP4	32.386	1:55.153	27.904	1:51.475									
	FL	15.884	2:11.037	15.177	2:06.652									
6	IP1	23.424	23.424	23.867	23.867									
	IP2	19.388	42.812	20.479	44.346									
	IP3	30.308	1:13.120	30.515	1:14.861									
	IP4	27.061	1:40.181	27.560	1:42.421									
	FL	15.130	1:55.311	15.092	1:57.513									
7	IP1	23.763	23.763	24.365	24.365									
	IP2	19.407	43.170	20.554	44.919									
	IP3	30.354	1:13.524	31.276	1:16.195									
	IP4	26.450	1:39.974	27.451	1:43.646									
	FL	14.890	1:54.864	14.971	1:58.617									



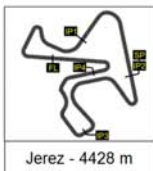
Jerez - 4428 m



80

FESTIVAL DE AUTOMOVILISMO FORMULA 2.0 ALPS 40 MEJORES VUELTAS - ENTRENAMIENTOS CRONOMETRADOS 2

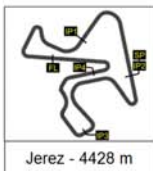
Dorsal	Piloto	Nat	Equipo	Maq.	Hora	Vuelta	Tiempo
15	Martin KODRIC	CRO	FORTEC MOTORSPORTS	R. 2.0	9:50:07	6	1:52.191
35	Matevos ISAAKYAN	RUS	JD MOTORSPORT	R. 2.0	9:48:15	6	1:52.752
16	Ben BARNICOAT	GBR	FORTEC MOTORSPORTS	R. 2.0	9:48:17	5	1:52.945
22	Anthoine HUBERT	FRA	TECH 1 RACING	R. 2.0	9:50:22	6	1:53.095
9	Max DEFOURNY	BEL	KOIRANEN GP	R. 2.0	9:50:06	6	1:53.151
36	Thiago VIVACQUA	BRA	JD MOTORSPORT	R. 2.0	9:48:010	6	1:53.193
9	Max DEFOURNY	BEL	KOIRANEN GP	R. 2.0	9:48:13	5	1:53.563
36	Thiago VIVACQUA	BRA	JD MOTORSPORT	R. 2.0	9:50:03	7	1:53.617
31	Simon GACHET	FRA	TECH 1 RACING	R. 2.0	9:50:28	6	1:54.164
37	Alexey KORNEEV	RUS	JD MOTORSPORT	R. 2.0	9:50:31	6	1:54.390
14	Nikita TROITSKIY	RUS	GSK GRAND PRIX	R. 2.0	9:50:33	6	1:54.502
3	Jack AITKEN	GBR	KOIRANEN GP	R. 2.0	9:50:01	6	1:54.514
25	Amaury RICHARD	FRA	ARTA ENGINEERING	R. 2.0	9:50:24	6	1:54.535
26	James ALLEN	AUS	ARTA ENGINEERING	R. 2.0	9:48:31	5	1:54.602
20	Hugo DE SADELEER	SUI	TECH 1 RACING	R. 2.0	9:50:32	6	1:54.694
15	Martin KODRIC	CRO	FORTEC MOTORSPORTS	R. 2.0	9:48:15	5	1:54.732
46	Jehan DARUVALA	IND	FORTEC MOTORSPORTS	R. 2.0	9:50:18	7	1:54.864
3	Jack AITKEN	GBR	KOIRANEN GP	R. 2.0	9:48:07	5	1:54.888
7	Matteo FERRER	GBR	CRAM MOTORSPORT	R. 2.0	9:50:37	6	1:54.931
35	Matevos ISAAKYAN	RUS	JD MOTORSPORT	R. 2.0	9:50:010	7	1:54.969
35	Matevos ISAAKYAN	RUS	JD MOTORSPORT	R. 2.0	9:36:24	3	1:55.220
10	Danylo PRONENKO	UKR	BVM RACING	R. 2.0	9:50:20	7	1:55.231
46	Jehan DARUVALA	IND	FORTEC MOTORSPORTS	R. 2.0	9:48:24	6	1:55.311
5	Bruno BAPTISTA	BRA	KOIRANEN GP	R. 2.0	9:48:09	4	1:55.357
18	Daniele CAZZANIGA	ITA	GSK GRAND PRIX	R. 2.0	9:50:26	7	1:55.522
5	Bruno BAPTISTA	BRA	KOIRANEN GP	R. 2.0	9:50:04	5	1:55.562
2	Jake HUGHES	GBR	KOIRANEN GP	R. 2.0	9:50:01	5	1:55.695
10	Danylo PRONENKO	UKR	BVM RACING	R. 2.0	9:48:25	6	1:55.938
16	Ben BARNICOAT	GBR	FORTEC MOTORSPORTS	R. 2.0	9:50:13	6	1:56.130
46	Jehan DARUVALA	IND	FORTEC MOTORSPORTS	R. 2.0	9:36:36	3	1:56.203
18	Daniele CAZZANIGA	ITA	GSK GRAND PRIX	R. 2.0	9:48:30	6	1:56.230
36	Thiago VIVACQUA	BRA	JD MOTORSPORT	R. 2.0	9:36:28	3	1:56.374
26	James ALLEN	AUS	ARTA ENGINEERING	R. 2.0	9:50:28	6	1:56.508
7	Matteo FERRER	GBR	CRAM MOTORSPORT	R. 2.0	9:48:42	5	1:56.514
10	Danylo PRONENKO	UKR	BVM RACING	R. 2.0	9:36:29	3	1:56.584
21	Vasily ROMANOV	RUS	CRAM MOTORSPORT	R. 2.0	9:50:19	6	1:56.632
2	Jake HUGHES	GBR	KOIRANEN GP	R. 2.0	9:48:05	4	1:56.650
11	Riccardo CAZZANIGA	ITA	GSK GRAND PRIX	R. 2.0	9:48:30	6	1:57.022
20	Hugo DE SADELEER	SUI	TECH 1 RACING	R. 2.0	9:48:38	5	1:57.165
14	Nikita TROITSKIY	RUS	GSK GRAND PRIX	R. 2.0	9:48:39	5	1:57.291



81

**FESTIVAL DE AUTOMOVILISMO
FORMULA 2.0 ALPS
TOP CINCO VUELTAS - ENTRENAMIENTOS CRONOMETRADOS 2**

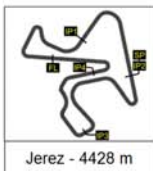
Piloto	Nat	Equipo	Top Five Laps						
15	Martin	KODRIC	CRO	FORTEC MOTORSPORTS	1:52.191	1:54.732	2:04.439	2:07.813	2:27.282
35	Matevos	ISAAKYAN	RUS	JD MOTORSPORT	1:52.752	1:54.969	1:55.220	1:59.648	2:07.962
16	Ben	BARNICOAT	GBR	FORTEC MOTORSPORTS	1:52.945	1:56.130	2:06.114	2:08.307	2:11.805
22	Anthoine	HUBERT	FRA	TECH 1 RACING	1:53.095	1:58.209	2:00.935	2:04.060	2:11.171
9	Max	DEFOURNY	BEL	KOIRANEN GP	1:53.151	1:53.563	1:59.300	2:09.370	2:11.759
36	Thiago	VIVACQUA	BRA	JD MOTORSPORT	1:53.193	1:53.617	1:56.374	2:01.041	2:05.581
31	Simon	GACHET	FRA	TECH 1 RACING	1:54.164	1:59.804	2:02.125	2:05.944	2:15.839
37	Alexey	KORNEEV	RUS	JD MOTORSPORT	1:54.390	2:03.748	2:11.584	2:11.917	2:31.496
14	Nikita	TROITSKIY	RUS	GSK GRAND PRIX	1:54.502	1:57.291	2:07.083	2:08.882	2:33.607
3	Jack	AITKEN	GBR	KOIRANEN GP	1:54.514	1:54.888	1:58.972	2:03.884	2:10.587
25	Amaury	RICHARD	FRA	ARTA ENGINEERING	1:54.535	1:58.950	1:58.982	2:07.861	2:11.359
26	James	ALLEN	AUS	ARTA ENGINEERING	1:54.602	1:56.508	2:01.249	2:07.276	2:12.299
20	Hugo	DE SADELEER	SUI	TECH 1 RACING	1:54.694	1:57.165	2:02.565	2:09.896	2:22.940
46	Jehan	DARUVALA	IND	FORTEC MOTORSPORTS	1:54.864	1:55.311	1:56.203	2:02.830	2:11.037
7	Matteo	FERRER	GBR	CRAM MOTORSPORT	1:54.931	1:56.514	2:13.099	2:22.051	2:27.062
10	Danylo	PRONENKO	UKR	BVM RACING	1:55.231	1:55.938	1:56.584	2:01.490	2:08.535
5	Bruno	BAPTISTA	BRA	KOIRANEN GP	1:55.357	1:55.562	2:04.605	2:29.303	PIT EXIT
18	Daniele	CAZZANIGA	ITA	GSK GRAND PRIX	1:55.522	1:56.230	1:59.839	2:05.735	2:09.333
2	Jake	HUGHES	GBR	KOIRANEN GP	1:55.695	1:56.650	2:02.971	2:23.849	PIT EXIT
21	Vasily	ROMANOV	RUS	CRAM MOTORSPORT	1:56.632	1:57.425	2:04.820	2:06.579	2:17.729
11	Riccardo	CAZZANIGA	ITA	GSK GRAND PRIX	1:57.022	1:59.790	2:00.256	2:05.328	2:07.163
82	Travis J	FISCHER	USA	CRAM MOTORSPORT	1:57.513	1:58.617	2:00.376	2:06.652	2:07.634
6	Stefan	RIENER	AUT	FORTEC MOTORSPORTS	2:16.827	PIT EXIT			



82

FESTIVAL DE AUTOMOVILISMO
FORMULA 2.0 ALPS
40 MEJORES VMAX - ENTRENAMIENTOS CRONOMETRADOS 2

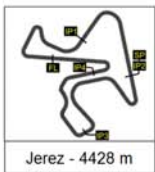
Dorsal	Piloto	Nat	Equipo	Maq.	Hora	Vuelta	Vmax
3	Jack AITKEN	GBR	KOIRANEN GP	R. 2.0	9:50:44	6	217,7
11	Riccardo CAZZANIGA	ITA	GSK GRAND PRIX	R. 2.0	9:49:15	6	216,4
14	Nikita TROITSKIY	RUS	GSK GRAND PRIX	R. 2.0	9:49:22	5	216,4
25	Amaury RICHARD	FRA	ARTA ENGINEERING	R. 2.0	9:47:13	4	216,0
11	Riccardo CAZZANIGA	ITA	GSK GRAND PRIX	R. 2.0	9:51:13	7	215,6
46	Jehan DARUVALA	IND	FORTEC MOTORSPORTS	R. 2.0	9:47:11	5	215,1
31	Simon GACHET	FRA	TECH 1 RACING	R. 2.0	9:49:17	5	215,1
35	Matevos ISAAKYAN	RUS	JD MOTORSPORT	R. 2.0	9:48:58	6	215,1
20	Hugo DE SADELEER	SUI	TECH 1 RACING	R. 2.0	9:49:20	5	215,1
16	Ben BARNICOAT	GBR	FORTEC MOTORSPORTS	R. 2.0	9:48:59	5	214,7
25	Amaury RICHARD	FRA	ARTA ENGINEERING	R. 2.0	9:51:06	6	214,7
18	Daniele CAZZANIGA	ITA	GSK GRAND PRIX	R. 2.0	9:49:14	6	214,7
46	Jehan DARUVALA	IND	FORTEC MOTORSPORTS	R. 2.0	9:49:07	6	214,3
18	Daniele CAZZANIGA	ITA	GSK GRAND PRIX	R. 2.0	9:47:17	5	214,3
26	James ALLEN	AUS	ARTA ENGINEERING	R. 2.0	9:51:10	6	214,3
35	Matevos ISAAKYAN	RUS	JD MOTORSPORT	R. 2.0	9:50:51	7	214,3
2	Jake HUGHES	GBR	KOIRANEN GP	R. 2.0	9:50:44	5	213,9
3	Jack AITKEN	GBR	KOIRANEN GP	R. 2.0	9:46:55	4	213,9
36	Thiago VIVACQUA	BRA	JD MOTORSPORT	R. 2.0	9:50:45	7	213,9
11	Riccardo CAZZANIGA	ITA	GSK GRAND PRIX	R. 2.0	9:47:16	5	213,9
26	James ALLEN	AUS	ARTA ENGINEERING	R. 2.0	9:49:15	5	213,9
35	Matevos ISAAKYAN	RUS	JD MOTORSPORT	R. 2.0	9:47:05	5	213,9
21	Vasily ROMANOV	RUS	CRAM MOTORSPORT	R. 2.0	9:47:09	4	213,9
14	Nikita TROITSKIY	RUS	GSK GRAND PRIX	R. 2.0	9:47:26	4	213,9
15	Martin KODRIC	CRO	FORTEC MOTORSPORTS	R. 2.0	9:50:49	6	213,4
31	Simon GACHET	FRA	TECH 1 RACING	R. 2.0	9:47:18	4	213,4
25	Amaury RICHARD	FRA	ARTA ENGINEERING	R. 2.0	9:36:57	2	213,4
11	Riccardo CAZZANIGA	ITA	GSK GRAND PRIX	R. 2.0	9:35:40	2	213,4
11	Riccardo CAZZANIGA	ITA	GSK GRAND PRIX	R. 2.0	9:37:40	3	213,4
26	James ALLEN	AUS	ARTA ENGINEERING	R. 2.0	9:47:20	4	213,4
3	Jack AITKEN	GBR	KOIRANEN GP	R. 2.0	9:36:22	2	213,0
7	Matteo FERRER	GBR	CRAM MOTORSPORT	R. 2.0	9:49:25	5	213,0
2	Jake HUGHES	GBR	KOIRANEN GP	R. 2.0	9:48:49	4	213,0
36	Thiago VIVACQUA	BRA	JD MOTORSPORT	R. 2.0	9:46:59	5	213,0
36	Thiago VIVACQUA	BRA	JD MOTORSPORT	R. 2.0	9:48:52	6	213,0
16	Ben BARNICOAT	GBR	FORTEC MOTORSPORTS	R. 2.0	9:47:07	4	212,6
3	Jack AITKEN	GBR	KOIRANEN GP	R. 2.0	9:48:50	5	212,6
9	Max DEFOURNY	BEL	KOIRANEN GP	R. 2.0	9:47:02	4	212,6
15	Martin KODRIC	CRO	FORTEC MOTORSPORTS	R. 2.0	9:48:57	5	212,6
22	Anthoine HUBERT	FRA	TECH 1 RACING	R. 2.0	9:35:52	2	212,6



83

**FESTIVAL DE AUTOMOVILISMO
FORMULA 2.0 ALPS
TOP CINCO VMAX - ENTRENAMIENTOS CRONOMETRADOS 2**

Piloto	Nat	Equipo	Top Five Vmax				
3 Jack AITKEN	GBR	KOIRANEN GP	217,7	213,9	213,0	212,6	211,8
11 Riccardo CAZZANIGA	ITA	GSK GRAND PRIX	216,4	215,6	213,9	213,4	213,4
14 Nikita TROITSKIY	RUS	GSK GRAND PRIX	216,4	213,9	212,2	210,1	193,5
25 Amaury RICHARD	FRA	ARTA ENGINEERING	216,0	214,7	213,4	212,6	210,1
35 Matevos ISAAKYAN	RUS	JD MOTORSPORT	215,1	214,3	213,9	212,2	209,7
46 Jehan DARUVALA	IND	FORTEC MOTORSPORTS	215,1	214,3	212,2	211,8	211,8
31 Simon GACHET	FRA	TECH 1 RACING	215,1	213,4	210,9	209,7	208,1
20 Hugo DE SADELEER	SUI	TECH 1 RACING	215,1	212,2	211,8	208,1	200,4
18 Daniele CAZZANIGA	ITA	GSK GRAND PRIX	214,7	214,3	210,1	209,3	209,3
16 Ben BARNICOAT	GBR	FORTEC MOTORSPORTS	214,7	212,6	212,2	211,4	210,5
26 James ALLEN	AUS	ARTA ENGINEERING	214,3	213,9	213,4	210,5	209,7
36 Thiago VIVACQUA	BRA	JD MOTORSPORT	213,9	213,0	213,0	211,3	210,1
2 Jake HUGHES	GBR	KOIRANEN GP	213,9	213,0	210,9	208,5	200,7
21 Vasily ROMANOV	RUS	CRAM MOTORSPORT	213,9	211,8	210,9	210,5	210,1
15 Martin KODRIC	CRO	FORTEC MOTORSPORTS	213,4	212,6	211,8	191,8	168,8
7 Matteo FERRER	GBR	CRAM MOTORSPORT	213,0	211,8	208,5	187,5	169,3
22 Anthoine HUBERT	FRA	TECH 1 RACING	212,6	212,2	211,8	211,4	210,9
9 Max DEFOURNY	BEL	KOIRANEN GP	212,6	212,2	210,5	210,1	204,9
10 Danylo PRONENKO	UKR	BVM RACING	212,2	211,8	211,4	211,3	210,9
5 Bruno BAPTISTA	BRA	KOIRANEN GP	211,4	210,9	208,5	207,7	206,5
82 Travis J FISCHER	USA	CRAM MOTORSPORT	210,9	210,1	209,7	209,3	209,3
37 Alexey KORNEEV	RUS	JD MOTORSPORT	210,9	209,7	209,3	204,5	199,3
6 Stefan RIENER	AUT	FORTEC MOTORSPORTS	169,8	164,9	0,9		



84

FESTIVAL DE AUTOMOVILISMO FORMULA 2.0 ALPS PARRILA DE SALIDA - CARRERA 2



		2	
1	16	Ben BARNICOAT	1:52.945
		4	
2	9	Max DEFOURNY	1:53.151
		6	
3	35	Matevos ISAAKYAN	1:52.752
		8	
4	37	Alexey KORNEEV	1:54.390
		10	
5	3	Jack AITKEN	1:54.514
		12	
6	26	James ALLEN	1:54.602
		14	
7	46	Jehan DARUVALA	1:54.864
		16	
8	10	Danylo PRONENKO	1:55.231
		18	
9	18	Daniele CAZZANIGA	1:55.522
		20	
10	21	Vasily ROMANOV	1:56.632
		22	
11	82	Travis J FISCHER	1:57.513
12			

		1	
15		Martin KODRIC	1:52.191
		3	
22		Anthoine HUBERT	1:53.095
		5	
36		Thiago VIVACQUA	1:53.193
		7	
31		Simon GACHET	1:54.164
		9	
14		Nikita TROITSKIY	1:54.502
		11	
25		Amaury RICHARD	1:54.535
		13	
20		Hugo DE SADELEER	1:54.694
		15	
7		Matteo FERRER	1:54.931
		17	
5		Bruno BAPTISTA	1:55.357
		19	
2		Jake HUGHES	1:55.695
		21	
11		Riccardo CAZZANIGA	1:57.022
		23	
6		Stefan RIENER	2:16.827

35 Drop of 4 positions due to the Stewards decision No 2

LOS COMISARIOS DEPORTIVOS

EL JEFE DE CRONOMETRAJE

