

RENAULT SPORT



FORMULA RENAULT 2.0 EURO CUP

5

# CIRCUITO DE JEREZ - WORLD SERIES by RENAULT TEST FORMULA RENAULT 2.0 MARCH 26th - PM SESSION - RESULTS

CONDICIONES ATMOSFERICAS: **Soleado**

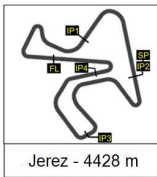
ESTADO DE LA PISTA: **Seca**

Ord.	Piloto	Licencia	Equipo	Marca	NV	VR	Tiempo	Gap	Intv	Promedio
1	6 Ben BARNICOAT		GBR FORTEC MOTORSPORTS	RENAULT	32	31	<b>1:40.480</b>	----	----	<b>158,5</b>
2	9 Ukyo SASAHARA		JAP ART JUNIOR TEAM	RENAULT	24	24	<b>1:40.484</b>	0.004	0.004	<b>158,5</b>
3	11 Darius OSKOU		SUI ART JUNIOR TEAM	RENAULT	24	24	<b>1:40.694</b>	0.214	0.210	<b>158,1</b>
4	22 Anthoine HUBERT		FRA TECH 1 RACING	RENAULT	29	29	<b>1:40.736</b>	0.256	0.042	<b>158,1</b>
5	27 Harrison SCOTT		GBR AVF	RENAULT	27	26	<b>1:41.038</b>	0.558	0.302	<b>157,6</b>
6	37 Mathias KRISTENSEN		DEN JD MOTORSPORT	RENAULT	23	19	<b>1:41.190</b>	0.710	0.152	<b>157,4</b>
7	25 Amaury RICHARD		FRA ARTA ENGINEERING	RENAULT	32	30	<b>1:41.257</b>	0.777	0.067	<b>157,3</b>
8	21 Simon GACHET		FRA TECH 1 RACING	RENAULT	32	31	<b>1:41.294</b>	0.814	0.037	<b>157,2</b>
9	1 Anton DE PASQUALE		AUS KOIRANEN GP	RENAULT	33	28	<b>1:41.659</b>	1.179	0.365	<b>156,6</b>
10	18 Lasse SØRENSEN		DEN MANOR MP MOTORSPORT	RENAULT	23	4	<b>1:41.919</b>	1.439	0.260	<b>156,2</b>
11	4 Bruno BAPTISTA		ITA KOIRANEN GP	RENAULT	41	5	<b>1:42.556</b>	2.076	0.637	<b>155,3</b>
12	20 Hugo DE SADELEER		SUI TECH 1 RACING	RENAULT	26	20	<b>1:42.569</b>	2.089	0.013	<b>155,2</b>
13	5 Martin KODRIC		GBR FORTEC MOTORSPORTS	RENAULT	22	7	<b>1:42.601</b>	2.121	0.032	<b>155,2</b>

RESULTADOS PUBLICADOS A LAS 17:34 HORAS

CIRCUITO DE JEREZ, 26 DE MARZO DE 2015





RENAULT SPORT

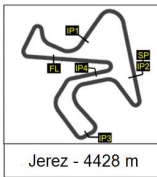


6<sup>1</sup>

## CIRCUITO DE JEREZ - WORLD SERIES by RENAULT TEST FORMULA RENAULT 2.0 MARCH 26th - PM SESSION - ANALYSIS

Número	1		4		5		6		9		11		18		
	Vta	Sector	Vuelta	Sector	Vuelta	Sector	Vuelta	Sector	Vuelta	Sector	Vuelta	Sector	Vuelta		
19	IP1	39.453	39.453	39.765	39.765	46.733	46.733	39.369	39.369	39.548	39.548	38.957	38.957	39.247	39.247
	IP2	28.502	1:07.955	28.674	1:08.439	30.493	1:17.226	28.251	1:07.620	28.538	1:08.086	28.301	1:07.258	28.298	1:07.545
	FL	34.888	<b>1:42.843</b>	35.267	<b>1:43.706</b>	12:56.4	<b>PIT EXIT</b>	34.366	<b>1:41.986</b>	34.814	<b>1:42.900</b>	34.505	<b>1:41.763</b>	34.767	<b>1:42.312</b>
20	IP1	39.467	39.467	40.499	40.499	47.601	47.601	39.056	39.056	39.386	39.386	39.169	39.169	39.122	39.122
	IP2	28.525	1:07.992	28.894	1:09.393	31.009	1:18.610	28.272	1:07.328	28.471	1:07.857	28.475	1:07.644	28.207	1:07.329
	FL	16:20.2	<b>PIT EXIT</b>	35.512	<b>1:44.905</b>	36.498	<b>1:55.108</b>	34.419	<b>1:41.747</b>	55:20.5	<b>PIT EXIT</b>	34.365	<b>1:42.009</b>	34.627	<b>1:41.956</b>
21	IP1	47.975	47.975	39.964	39.964	39.390	39.390	39.223	39.223	50.395	50.395	38.876	38.876	39.146	39.146
	IP2	30.425	1:18.400	28.739	1:08.703	29.269	1:08.659	28.305	1:07.528	29.886	1:20.281	28.329	1:07.205	28.242	1:07.388
	FL	35.959	<b>1:54.359</b>	35.535	<b>1:44.238</b>	3:16.63	<b>PIT EXIT</b>	34.539	<b>1:42.067</b>	35.170	<b>1:55.451</b>	34.414	<b>1:41.619</b>	34.715	<b>1:42.103</b>
22	IP1	39.351	39.351	39.927	39.927	45.724	45.724	39.184	39.184	38.790	38.790	39.124	39.124	39.142	39.142
	IP2	28.386	1:07.737	28.870	1:08.797	30.136	1:15.860	28.247	1:07.431	27.831	1:06.621	28.460	1:07.584	28.206	1:07.348
	FL	34.738	<b>1:42.475</b>	35.364	<b>1:44.161</b>	34.605	<b>1:50.465</b>	34.512	<b>1:41.943</b>	<b>33.867</b>	<b>1:40.488</b>	19:46.5	<b>PIT EXIT</b>	34.927	<b>1:42.275</b>
23	IP1	39.199	39.199	40.041	40.041	<b>39.028</b>	<b>39.028</b>	39.262	39.262	38.750	38.750	51.978	51.978	39.429	39.429
	IP2	28.295	1:07.494	29.989	1:10.030	<b>28.084</b>	<b>1:07.112</b>	28.373	1:07.635	<b>27.714</b>	1:06.464	28.560	1:20.538	28.296	1:07.725
	FL	34.616	<b>1:42.110</b>	19:49.1	<b>PIT EXIT</b>	-----	-----	34.507	<b>1:42.142</b>	34.106	<b>1:40.570</b>	34.737	<b>1:55.275</b>	34.909	<b>1:42.634</b>
24	IP1	39.348	39.348	44.582	44.582			39.525	39.525	<b>38.604</b>	<b>38.604</b>	<b>38.473</b>	<b>38.473</b>	39.486	39.486
	IP2	<b>28.141</b>	1:07.489	29.358	1:13.940			28.624	1:08.149	27.734	<b>1:06.338</b>	<b>28.009</b>	<b>1:06.482</b>	28.922	1:08.408
	FL	<b>34.394</b>	<b>1:41.883</b>	35.584	<b>1:49.524</b>			1:04:50	<b>PIT EXIT</b>	34.146	<b>1:40.484</b>	<b>34.212</b>	<b>1:40.694</b>	-----	-----
25	IP1	39.126	39.126	40.071	40.071			52.666	52.666	38.865	38.865	38.930	38.930		
	IP2	28.175	1:07.301	28.868	1:08.939			32.543	1:25.209	28.001	1:06.866	28.592	1:07.522		
	FL	34.578	<b>1:41.879</b>	35.668	<b>1:44.607</b>			36.751	<b>2:01.960</b>	-----	-----	-----	-----		
26	IP1	39.101	39.101	39.796	39.796			41.912	41.912						
	IP2	28.380	1:07.481	28.879	1:08.675			29.644	1:11.556						
	FL	34.668	<b>1:42.149</b>	35.555	<b>1:44.230</b>			34.644	<b>1:46.200</b>						
27	IP1	39.147	39.147	40.100	40.100			39.005	39.005						
	IP2	28.271	1:07.418	28.924	1:09.024			27.991	1:06.996						
	FL	34.466	<b>1:41.884</b>	35.334	<b>1:44.358</b>			34.386	<b>1:41.382</b>						
28	IP1	39.046	39.046	39.813	39.813			53.109	53.109						
	IP2	28.181	<b>1:07.227</b>	29.049	1:08.862			38.779	1:31.888						
	FL	34.432	<b>1:41.659</b>	35.526	<b>1:44.388</b>			1:52.06	<b>PIT EXIT</b>						
29	IP1	39.068	39.068	40.005	40.005			42.745	42.745						
	IP2	28.219	1:07.287	28.904	1:08.909			29.345	1:12.090						
	FL	34.546	<b>1:41.833</b>	35.470	<b>1:44.379</b>			34.717	<b>1:46.807</b>						
30	IP1	39.182	39.182	40.422	40.422			38.897	38.897						
	IP2	28.824	1:08.006	29.805	1:10.227			27.952	1:06.849						
	FL	35.181	<b>1:43.187</b>	24:51.6	<b>PIT EXIT</b>			34.094	<b>1:40.943</b>						
31	IP1	39.148	39.148	46.131	46.131			<b>38.687</b>	<b>38.687</b>						
	IP2	28.209	1:07.357	29.462	1:15.593			<b>27.807</b>	<b>1:06.494</b>						
	FL	34.625	<b>1:41.982</b>	36.142	<b>1:51.735</b>			<b>33.986</b>	<b>1:40.480</b>						
32	IP1	40.129	40.129	39.685	39.685			39.048	39.048						
	IP2	30.281	1:10.410	28.686	1:08.371			27.861	1:06.909						
	FL	34.755	<b>1:45.165</b>	35.264	<b>1:43.635</b>			34.150	<b>1:41.059</b>						
33	IP1	39.289	39.289	39.388	39.388			38.999	38.999						
	IP2	28.296	1:07.585	28.551	1:07.939			28.124	1:07.123						
	FL	34.602	<b>1:42.187</b>	34.802	<b>1:42.741</b>			-----	-----						
34	IP1	39.250	39.250	<b>39.251</b>	<b>39.251</b>										
	IP2	28.294	1:07.544	28.476	1:07.727										
	FL	-----	-----	35.038	<b>1:42.765</b>										
35	IP1			39.460	39.460										
	IP2			28.508	1:07.968										
	FL			34.833	<b>1:42.801</b>										
36	IP1			39.300	39.300										
	IP2			<b>28.416</b>	<b>1:07.716</b>										
	FL			39.894	<b>1:47.610</b>										





RENAULT SPORT

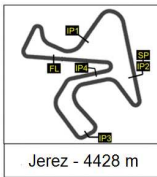


1  
**6**

**CIRCUITO DE JEREZ - WORLD SERIES by RENAULT TEST  
FORMULA RENAULT 2.0  
MARCH 26th - PM SESSION - ANALYSIS**

Número	1		4		5		6		9		11		18	
	Vta	Sector	Vuelta	Sector	Vuelta	Sector	Vuelta	Sector	Vuelta	Sector	Vuelta	Sector	Vuelta	
37	IP1			40.865	40.865									
	IP2			31.812	1:12.677									
	FL			4:54.54	<b>PIT EXIT</b>									
38	IP1			42.638	42.638									
	IP2			29.234	1:11.872									
	FL			36.173	<b>1:48.045</b>									
39	IP1			39.390	39.390									
	IP2			28.492	1:07.882									
	FL			35.223	<b>1:43.105</b>									
40	IP1			39.481	39.481									
	IP2			28.488	1:07.969									
	FL			34.982	<b>1:42.951</b>									
41	IP1			39.876	39.876									
	IP2			28.419	1:08.295									
	FL			37.370	<b>1:45.665</b>									





Jerez - 4428 m

RENAULT SPORT

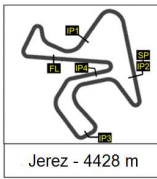


2  
**6**

## CIRCUITO DE JEREZ - WORLD SERIES by RENAULT TEST FORMULA RENAULT 2.0 MARCH 26th - PM SESSION - ANALYSIS

Número	20		21		22		25		27		37		0	
	Vta	Sector	Vuelta	Sector	Vuelta	Sector	Vuelta	Sector	Vuelta	Sector	Vuelta	Sector	Vuelta	
19	IP1	39.681	39.681	39.155	39.155	38.975	38.975	39.473	39.473	44.602	44.602	38.862	38.862	
	IP2	28.655	1:08.336	28.319	1:07.474	28.286	1:07.261	28.786	1:08.259	31.376	1:15.978	<b>28.072</b>	<b>1:06.934</b>	
	FL	35.216	<b>1:43.552</b>	38:48.1	<b>PIT EXIT</b>	34.304	<b>1:41.565</b>	35.246	<b>1:43.505</b>	38.274	<b>1:54.252</b>	<b>34.256</b>	<b>1:41.190</b>	
20	IP1	<b>39.339</b>	<b>39.339</b>	49.352	49.352	47.364	47.364	39.328	39.328	39.169	39.169	38.878	38.878	
	IP2	<b>28.490</b>	<b>1:07.829</b>	29.880	1:19.232	35.198	1:22.562	28.901	1:08.229	28.551	1:07.720	28.126	1:07.004	
	FL	<b>34.740</b>	<b>1:42.569</b>	35.631	<b>1:54.863</b>	34.519	<b>1:57.081</b>	3:47.02	<b>PIT EXIT</b>	34.575	<b>1:42.295</b>	35.785	<b>1:42.789</b>	
21	IP1	40.158	40.158	39.909	39.909	38.999	38.999	44.658	44.658	39.998	39.998	<b>38.781</b>	<b>38.781</b>	
	IP2	29.444	1:09.602	29.054	1:08.963	28.156	1:07.155	29.309	1:13.967	29.545	1:09.543	28.204	1:06.985	
	FL	23:54.8	<b>PIT EXIT</b>	50.085	<b>PIT EXIT</b>	34.220	<b>1:41.375</b>	35.120	<b>1:49.087</b>	10:24.7	<b>PIT EXIT</b>	34.387	<b>1:41.372</b>	
22	IP1	47.260	47.260	1:02.49	1:02.497	39.123	39.123	39.394	39.394	51.391	51.391	39.089	39.089	
	IP2	31.448	1:18.708	35.418	1:37.915	28.182	1:07.305	28.585	1:07.979	32.656	1:24.047	31.732	1:10.821	
	FL	37.999	<b>1:56.707</b>	53.656	<b>PIT EXIT</b>	44:40.8	<b>PIT EXIT</b>	35.015	<b>1:42.994</b>	40.297	<b>2:04.344</b>	35.479	<b>1:46.300</b>	
23	IP1	42.890	42.890	1:02.07	1:02.079	45.181	45.181	39.476	39.476	45.446	45.446	39.096	39.096	
	IP2	30.267	1:13.157	28.737	1:30.816	30.289	1:15.470	28.733	1:08.209	34.245	1:19.691	28.407	1:07.503	
	FL	35.431	<b>1:48.588</b>	20:26.9	<b>PIT EXIT</b>	35.202	<b>1:50.672</b>	34.797	<b>1:43.006</b>	4:15.84	<b>PIT EXIT</b>	34.450	<b>1:41.953</b>	
24	IP1	44.540	44.540	45.627	45.627	40.365	40.365	39.186	39.186	45.788	45.788	39.046	39.046	
	IP2	31.957	1:16.497	30.328	1:15.955	29.806	1:10.171	28.468	1:07.654	30.838	1:16.626	28.185	1:07.231	
	FL	39.830	<b>1:56.327</b>	36.330	<b>1:52.285</b>	34.411	<b>1:44.582</b>	34.756	<b>1:42.410</b>	36.977	<b>1:53.603</b>		-----	
25	IP1	49.055	49.055	42.048	42.048	39.083	39.083	39.179	39.179	39.058	39.058			
	IP2	33.624	1:22.679	31.661	1:13.709	28.143	1:07.226	28.440	1:07.619	28.133	1:07.191			
	FL	2:33.09	<b>PIT EXIT</b>	35.580	<b>1:49.289</b>	34.258	<b>1:41.484</b>	34.811	<b>1:42.430</b>	34.166	<b>1:41.357</b>			
26	IP1	43.091	43.091	39.173	39.173	38.902	38.902	39.247	39.247	<b>38.814</b>	<b>38.814</b>			
	IP2	29.323	1:12.414	28.380	1:07.553	31.487	1:10.389	28.479	1:07.726	<b>28.101</b>	<b>1:06.915</b>			
	FL	37.941	<b>1:50.355</b>	34.540	<b>1:42.093</b>	3:57.51	<b>PIT EXIT</b>	26:02.2	<b>PIT EXIT</b>	<b>34.123</b>	<b>1:41.038</b>			
27	IP1	39.808	39.808	43.524	43.524	41.708	41.708	44.274	44.274	38.868	38.868			
	IP2	28.810	1:08.618	35.761	1:19.285	33.786	1:15.494	28.627	1:12.901	28.195	1:07.063			
	FL		-----	2:48.21	<b>PIT EXIT</b>	34.626	<b>1:50.120</b>	34.558	<b>1:47.459</b>	34.210	<b>1:41.273</b>			
28	IP1			44.056	44.056	38.829	38.829	38.849	38.849	43.614	43.614			
	IP2			29.998	1:14.054	28.065	1:06.894	33.653	1:12.502	32.014	1:15.628			
	FL			35.213	<b>1:49.267</b>	<b>34.044</b>	<b>1:40.938</b>	3:19.56	<b>PIT EXIT</b>		-----			
29	IP1			39.233	39.233	<b>38.632</b>	<b>38.632</b>	41.574	41.574					
	IP2			28.328	1:07.561	<b>27.980</b>	<b>1:06.612</b>	28.403	1:09.977					
	FL			34.647	<b>1:42.208</b>	34.124	<b>1:40.736</b>	34.431	<b>1:44.408</b>					
30	IP1			39.045	39.045	39.551	39.551	38.820	38.820					
	IP2			<b>28.093</b>	1:07.138	28.679	1:08.230	28.115	1:06.935					
	FL			34.419	<b>1:41.557</b>		-----	<b>34.322</b>	<b>1:41.257</b>					
31	IP1			<b>38.814</b>	<b>38.814</b>			<b>38.709</b>	<b>38.709</b>					
	IP2			28.106	<b>1:06.920</b>			<b>27.984</b>	<b>1:06.693</b>					
	FL			34.374	<b>1:41.294</b>			34.944	<b>1:41.637</b>					
32	IP1			39.045	39.045			38.928	38.928					
	IP2			28.152	1:07.197			28.169	1:07.097					
	FL			<b>34.277</b>	<b>1:41.474</b>			34.729	<b>1:41.826</b>					
33	IP1			38.934	38.934			41.545	41.545					
	IP2			28.444	1:07.378			31.967	1:13.512					
	FL				-----				-----					
34	IP1													
	IP2													
	FL													
35	IP1													
	IP2													
	FL													
36	IP1													
	IP2													
	FL													





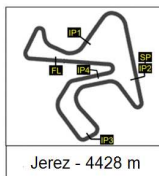
RENAULT SPORT



2  
**6**

**CIRCUITO DE JEREZ - WORLD SERIES by RENAULT TEST  
FORMULA RENAULT 2.0  
MARCH 26th - PM SESSION - ANALYSIS**

Número	20		21		22		25		27		37		0	
Vta	Sector	Vuelta	Sector	Vuelta	Sector	Vuelta	Sector	Vuelta	Sector	Vuelta	Sector	Vuelta	Sector	Vuelta
37	IP1													
	IP2													
	FL													
38	IP1													
	IP2													
	FL													
39	IP1													
	IP2													
	FL													
40	IP1													
	IP2													
	FL													
41	IP1													
	IP2													
	FL													

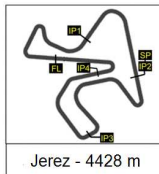
**RENAULT SPORT****FORMULA RENAULT 2.0**  
EURO CUP**7**

**CIRCUITO DE JEREZ - WORLD SERIES by RENAULT TEST**  
**FORMULA RENAULT 2.0**  
**MARCH 26th - PM SESSION - 40 BEST LAPS**

Dorsal	Piloto	Nat	Equipo	Maq.	Hora	Vuelta	Tiempo
6	Ben BARNICOAT	GBR	FORTEC MOTORSPORTS	RENAULT	17:27:45	31	1:40.480
9	Ukyo SASAHARA	JAP	ART JUNIOR TEAM	RENAULT	17:31:36	24	1:40.484
9	Ukyo SASAHARA	JAP	ART JUNIOR TEAM	RENAULT	17:28:15	22	1:40.488
9	Ukyo SASAHARA	JAP	ART JUNIOR TEAM	RENAULT	17:29:56	23	1:40.570
11	Darius OSKOUI	SUI	ART JUNIOR TEAM	RENAULT	17:18:08	24	1:40.694
22	Anthoine HUBERT	FRA	TECH 1 RACING	RENAULT	17:28:43	29	1:40.736
22	Anthoine HUBERT	FRA	TECH 1 RACING	RENAULT	17:27:02	28	1:40.938
6	Ben BARNICOAT	GBR	FORTEC MOTORSPORTS	RENAULT	17:26:05	30	1:40.943
22	Anthoine HUBERT	FRA	TECH 1 RACING	RENAULT	15:27:48	3	1:41.017
27	Harrison SCOTT	GBR	AVF	RENAULT	17:28:38	26	1:41.038
6	Ben BARNICOAT	GBR	FORTEC MOTORSPORTS	RENAULT	17:29:26	32	1:41.059
22	Anthoine HUBERT	FRA	TECH 1 RACING	RENAULT	15:29:29	4	1:41.138
22	Anthoine HUBERT	FRA	TECH 1 RACING	RENAULT	15:31:010	5	1:41.186
37	Mathias KRISTENSEN	DEN	JD MOTORSPORT	RENAULT	17:05:20	19	1:41.190
25	Amaury RICHARD	FRA	ARTA ENGINEERING	RENAULT	17:26:16	30	1:41.257
22	Anthoine HUBERT	FRA	TECH 1 RACING	RENAULT	15:39:50	10	1:41.259
27	Harrison SCOTT	GBR	AVF	RENAULT	17:30:19	27	1:41.273
21	Simon GACHET	FRA	TECH 1 RACING	RENAULT	17:29:51	31	1:41.294
27	Harrison SCOTT	GBR	AVF	RENAULT	17:26:57	25	1:41.357
22	Anthoine HUBERT	FRA	TECH 1 RACING	RENAULT	16:21:58	18	1:41.357
37	Mathias KRISTENSEN	DEN	JD MOTORSPORT	RENAULT	17:08:44	21	1:41.372
22	Anthoine HUBERT	FRA	TECH 1 RACING	RENAULT	16:27:18	21	1:41.375
6	Ben BARNICOAT	GBR	FORTEC MOTORSPORTS	RENAULT	17:19:13	27	1:41.382
22	Anthoine HUBERT	FRA	TECH 1 RACING	RENAULT	15:34:33	7	1:41.395
22	Anthoine HUBERT	FRA	TECH 1 RACING	RENAULT	15:32:52	6	1:41.439
21	Simon GACHET	FRA	TECH 1 RACING	RENAULT	17:31:32	32	1:41.474
22	Anthoine HUBERT	FRA	TECH 1 RACING	RENAULT	17:18:23	25	1:41.484
6	Ben BARNICOAT	GBR	FORTEC MOTORSPORTS	RENAULT	15:45:40	10	1:41.523
21	Simon GACHET	FRA	TECH 1 RACING	RENAULT	17:28:09	30	1:41.557
22	Anthoine HUBERT	FRA	TECH 1 RACING	RENAULT	15:38:09	9	1:41.561
37	Mathias KRISTENSEN	DEN	JD MOTORSPORT	RENAULT	17:03:39	18	1:41.564
22	Anthoine HUBERT	FRA	TECH 1 RACING	RENAULT	16:23:40	19	1:41.565
21	Simon GACHET	FRA	TECH 1 RACING	RENAULT	15:35:05	7	1:41.589
11	Darius OSKOUI	SUI	ART JUNIOR TEAM	RENAULT	16:53:38	21	1:41.619
25	Amaury RICHARD	FRA	ARTA ENGINEERING	RENAULT	17:27:58	31	1:41.637
1	Anton DE PASQUALE	AUS	KOIRANEN GP	RENAULT	17:03:36	28	1:41.659
6	Ben BARNICOAT	GBR	FORTEC MOTORSPORTS	RENAULT	15:47:22	11	1:41.662
6	Ben BARNICOAT	GBR	FORTEC MOTORSPORTS	RENAULT	15:54:10	15	1:41.705
6	Ben BARNICOAT	GBR	FORTEC MOTORSPORTS	RENAULT	15:43:59	9	1:41.728
21	Simon GACHET	FRA	TECH 1 RACING	RENAULT	16:05:06	18	1:41.730







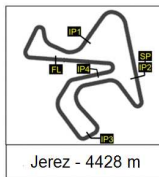
RENAULT SPORT

WORLD SERIES  
by RENAULTFORMULA  
RENAULT 2.0  
EURO CUP

8

**CIRCUITO DE JEREZ - WORLD SERIES by RENAULT TEST**  
**FORMULA RENAULT 2.0**  
**MARCH 26th - PM SESSION - TOP FIVE LAPS**

Piloto	Nat	Equipo	Top Five Laps				
6 Ben BARNICOAT	GBR	FORTEC MOTORSPORTS	1:40.480	1:40.943	1:41.059	1:41.382	1:41.523
9 Ukyo SASAHARA	JAP	ART JUNIOR TEAM	1:40.484	1:40.488	1:40.570	1:41.846	1:41.930
11 Darius OSKOU	SUI	ART JUNIOR TEAM	1:40.694	1:41.619	1:41.763	1:41.911	1:42.009
22 Anthoine HUBERT	FRA	TECH 1 RACING	1:40.736	1:40.938	1:41.017	1:41.138	1:41.186
27 Harrison SCOTT	GBR	AVF	1:41.038	1:41.273	1:41.357	1:42.295	1:42.335
37 Mathias KRISTENSEN	DEN	JD MOTORSPORT	1:41.190	1:41.372	1:41.564	1:41.953	1:42.042
25 Amaury RICHARD	FRA	ARTA ENGINEERING	1:41.257	1:41.637	1:41.826	1:42.410	1:42.430
21 Simon GACHET	FRA	TECH 1 RACING	1:41.294	1:41.474	1:41.557	1:41.589	1:41.730
1 Anton DE PASQUALE	AUS	KOIRANEN GP	1:41.659	1:41.833	1:41.845	1:41.879	1:41.883
18 Lasse SØRENSEN	DEN	MANOR MP MOTORSPORT	1:41.919	1:41.956	1:41.968	1:41.998	1:42.051
4 Bruno BAPTISTA	ITA	KOIRANEN GP	1:42.556	1:42.741	1:42.765	1:42.801	1:42.853
20 Hugo DE SADELEER	SUI	TECH 1 RACING	1:42.569	1:43.124	1:43.138	1:43.214	1:43.306
5 Martin KODRIC	GBR	FORTEC MOTORSPORTS	1:42.601	1:42.816	1:43.570	1:43.890	1:43.930



RENAULT SPORT

WORLD SERIES  
by RENAULTFORMULA  
RENAULT 2.0  
EURO CUP

9

# CIRCUITO DE JEREZ - WORLD SERIES by RENAULT TEST

## FORMULA RENAULT 2.0

### MARCH 26th - COMBINED RESULTS

Ord. Piloto	Equipo	Marca	Neum <u>NVT</u>	Sesion 1			Sesion 2			Mejor Tiempo	
				VR	NV	Tiempo	VR	NV	Tiempo		
1	22 Anthoine HUBERT	TECH 1 RACING	RENAULT	63	27	34	<b>1:39.582</b>	29	29	1:40.736	1:39.582
2	9 Ukyo SASAHARA	ART JUNIOR TEAM	RENAULT	56	18	32	<b>1:39.733</b>	24	24	1:40.484	1:39.733
3	6 Ben BARNICOAT	FORTEC MOTORSPORTS	RENAULT	66	11	34	<b>1:39.871</b>	31	32	1:40.480	1:39.871
4	21 Simon GACHET	TECH 1 RACING	RENAULT	63	28	31	<b>1:40.074</b>	31	32	1:41.294	1:40.074
5	1 Anton DE PASQUALE	KOIRANEN GP	RENAULT	54	17	21	<b>1:40.111</b>	28	33	1:41.659	1:40.111
6	5 Martin KODRIC	FORTEC MOTORSPORTS	RENAULT	53	15	31	<b>1:40.152</b>	7	22	1:42.601	1:40.152
7	11 Darius OSKOUI	ART JUNIOR TEAM	RENAULT	58	19	34	<b>1:40.338</b>	24	24	1:40.694	1:40.338
8	25 Amaury RICHARD	ARTA ENGINEERING	RENAULT	60	26	28	<b>1:40.568</b>	30	32	1:41.257	1:40.568
9	27 Harrison SCOTT	AVF	RENAULT	72	33	45	<b>1:40.670</b>	26	27	1:41.038	1:40.670
10	20 Hugo DE SADELEER	TECH 1 RACING	RENAULT	50	21	24	<b>1:40.758</b>	20	26	1:42.569	1:40.758
11	18 Lasse SØRENSEN	MANOR MP MOTORSPORT	RENAULT	48	22	25	<b>1:40.944</b>	4	23	1:41.919	1:40.944
12	37 Mathias KRISTENSEN	JD MOTORSPORT	RENAULT	60	17	37	<b>1:40.985</b>	19	23	1:41.190	1:40.985
13	4 Bruno BAPTISTA	KOIRANEN GP	RENAULT	57	16	16	1:43.218	5	41	<b>1:42.556</b>	1:42.556

RESULTADOS PUBLICADOS A LAS 17:34 HORAS

CIRCUITO DE JEREZ, 26 DE MARZO DE 2015