

## CIRCUITO DE JEREZ - WORLD SERIES by RENAULT RENAULT SPORT TROPHY RESULTS - TEST 2

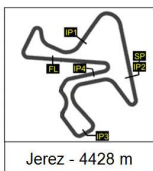
CONDICIONES ATMOSFERICAS: **Lluvioso**

ESTADO DE LA PISTA: **Mojada**

Ord.	Piloto	Licencia	Equipo	Marca	NV	VR	Tiempo	Gap	Intv	VMax
1	3 Martin KODRIC		CRO ART JUNIOR TEAM	RENAULT	17	14	<b>1:41.782</b>	----	----	<b>235,8</b>
2	1 Kevin KORJUS		EST EQUIPE VERSCHUUR	RENAULT	25	20	<b>1:42.053</b>	0.271	0.271	<b>237,4</b>
3	10 Giedo VD GARDE		NED EQUIPE VERSCHUUR	RENAULT	23	13	<b>1:42.110</b>	0.328	0.057	<b>237,9</b>
4	14 Ash HAND		GBR MONLAU COMPETICION	RENAULT	21	20	<b>1:42.456</b>	0.674	0.346	<b>240,0</b>
5	5 Loris HEZEMANS		NED V8 RACING	RENAULT	24	16	<b>1:42.582</b>	0.800	0.126	<b>239,5</b>
6	4 Peter HOEVENAARS		NED V8 RACING	RENAULT	22	18	<b>1:42.648</b>	0.866	0.066	<b>237,4</b>
7	8 Raul OWENS		GBR OREGON TEAM	RENAULT	27	8	<b>1:43.357</b>	1.575	0.709	<b>238,4</b>
8	11 Andrés MENDEZ		COL ZELE RACING	RENAULT	20	9	<b>1:43.836</b>	2.054	0.479	<b>238,4</b>
9	2 Henri HASSID		FRA ART JUNIOR TEAM	RENAULT	20	15	<b>1:43.950</b>	2.168	0.114	<b>235,8</b>
10	7 Albert VON THURN UND TAXI		AUT OREGON TEAM	RENAULT	27	19	<b>1:45.005</b>	3.223	1.055	<b>235,3</b>
11	9 Jakub SMIECHOWSKI		POL ZELE RACING	RENAULT	21	21	<b>1:45.055</b>	3.273	0.050	<b>233,8</b>
12	102 Jake GIDDINGS		FRA RENAULT SPORT	RENAULT	20	4	<b>1:45.628</b>	3.846	0.573	<b>232,3</b>

RESULTADOS PUBLICADOS A LAS 14:27 HORAS

CIRCUITO DE JEREZ, 19 DE OCTUBRE DE 2015



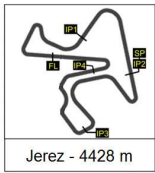
## CIRCUITO DE JEREZ - WORLD SERIES by RENAULT RENAULT SPORT TROPHY COMBINED 1st & 2nd TESTS

Ord. Piloto	Equipo	Marca	Neum <u>NVT</u>	Sesion 1			Sesion 2			Mejor Tiempo	
				VR	NV	Tiempo	VR	NV	Tiempo		
1	3 Martin KODRIC	ART JUNIOR TEAM	RENAULT	36	19	19	1:47.515	14	17	<b>1:41.782</b>	1:41.782
2	1 Kevin KORJUS	EQUIPE VERSCHUUR	RENAULT	44	19	19	1:47.682	20	25	<b>1:42.053</b>	1:42.053
3	10 Giedo VD GARDE	EQUIPE VERSCHUUR	RENAULT	45	22	22	1:46.762	13	23	<b>1:42.110</b>	1:42.110
4	14 Ash HAND	MONLAU COMPETICION	RENAULT	43	22	22	1:49.304	20	21	<b>1:42.456</b>	1:42.456
5	5 Loris HEZEMANS	V8 RACING	RENAULT	44	20	20	1:49.737	16	24	<b>1:42.582</b>	1:42.582
6	4 Peter HOEVENAARS	V8 RACING	RENAULT	42	19	20	1:49.082	18	22	<b>1:42.648</b>	1:42.648
7	8 Raul OWENS	OREGON TEAM	RENAULT	48	19	21	1:49.097	8	27	<b>1:43.357</b>	1:43.357
8	11 Andrés MENDEZ	ZELE RACING	RENAULT	35	15	15	1:48.650	9	20	<b>1:43.836</b>	1:43.836
9	2 Henri HASSID	ART JUNIOR TEAM	RENAULT	37	17	17	1:50.953	15	20	<b>1:43.950</b>	1:43.950
10	7 Albert VON THURN UND T	OREGON TEAM	RENAULT	48	21	21	1:53.095	19	27	<b>1:45.005</b>	1:45.005
11	9 Jakub SMIECHOWSKI	ZELE RACING	RENAULT	37	16	16	1:59.669	21	21	<b>1:45.055</b>	1:45.055
12	102 Jake GIDDINGS	RENAULT SPORT	RENAULT	41	20	21	1:49.499	4	20	<b>1:45.628</b>	1:45.628

RESULTADOS PUBLICADOS A LAS 14:27 HORAS  
EL DIRECTOR DE CARRERA

CIRCUITO DE JEREZ, 19 DE OCTUBRE DE 2015  
EL JEFE DE CRONOMETRAJE

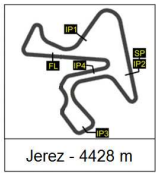




CIRCUITO DE JEREZ - WORLD SERIES by RENAULT  
RENAULT SPORT TROPHY  
ANALYSIS - TEST 2

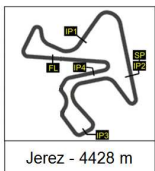
Número	1		2		3		4		5		7		8		
	Vta	Sector	Vuelta	Sector	Vuelta	Sector	Vuelta	Sector	Vuelta	Sector	Vuelta	Sector	Vuelta		
19	IP1	38.875	38.875	40.145	40.145			38.907	38.907	53.026	53.026	39.802	39.802	39.455	39.455
	IP2	27.428	1:06.303	28.232	1:08.377			27.758	1:06.665	30.068	1:23.094	28.349	<b>1:08.151</b>	27.854	1:07.309
	FL	35.927	<b>1:42.230</b>	37.438	<b>1:45.815</b>			36.102	<b>1:42.767</b>	38.618	<b>2:01.712</b>	36.854	<b>1:45.005</b>	36.580	<b>1:43.889</b>
20	IP1	38.863	38.863	39.786	39.786			38.925	38.925	39.855	39.855	40.001	40.001	39.705	39.705
	IP2	<b>27.414</b>	1:06.277	28.204	1:07.990			27.820	1:06.745	29.092	1:08.947	28.371	1:08.372	28.030	1:07.735
	FL	<b>35.776</b>	<b>1:42.053</b>	36.315	<b>1:44.305</b>			35.981	<b>1:42.726</b>	36.716	<b>1:45.663</b>	37.001	<b>1:45.373</b>	36.715	<b>1:44.450</b>
21	IP1	38.878	38.878	45.271	45.271			39.983	39.983	39.676	39.676	40.190	40.190	39.605	39.605
	IP2	27.642	1:06.520	29.752	1:15.023			28.155	1:08.138	28.512	1:08.188	29.649	1:09.839	28.320	1:07.925
	FL	35.842	<b>1:42.362</b>		-----			36.080	<b>1:44.218</b>	36.597	<b>1:44.785</b>	3:00.39	<b>PIT EXIT</b>	36.725	<b>1:44.650</b>
22	IP1	45.522	45.522					38.989	38.989	39.271	39.271	43.698	43.698	39.532	39.532
	IP2	31.937	1:17.459					27.800	1:06.789	28.128	1:07.399	28.551	1:12.249	28.112	1:07.644
	FL	36.801	<b>1:54.260</b>					36.148	<b>1:42.937</b>	36.612	<b>1:44.011</b>	37.189	<b>1:49.438</b>	36.904	<b>1:44.548</b>
23	IP1	38.998	38.998					38.980	38.980	39.612	39.612	40.181	40.181	39.444	39.444
	IP2	27.542	1:06.540					27.931	1:06.911	29.046	1:08.658	<b>28.240</b>	1:08.421	<b>27.850</b>	1:07.294
	FL	39.340	<b>1:45.880</b>						-----	37.904	<b>1:46.562</b>	37.145	<b>1:45.566</b>	36.495	<b>1:43.789</b>
24	IP1	38.916	38.916							39.836	39.836	39.841	39.841	39.560	39.560
	IP2	27.597	1:06.513							28.611	1:08.447	28.351	1:08.192	28.034	1:07.594
	FL	35.821	<b>1:42.334</b>							36.484	<b>1:44.931</b>	37.142	<b>1:45.334</b>	36.813	<b>1:44.407</b>
25	IP1	38.873	38.873							39.530	39.530	40.076	40.076	39.623	39.623
	IP2	27.688	1:06.561							28.991	1:08.521	28.670	1:08.746	28.250	1:07.873
	FL	35.833	<b>1:42.394</b>								-----	36.691	<b>1:45.437</b>	36.766	<b>1:44.639</b>
26	IP1	39.021	39.021									39.980	39.980	39.535	39.535
	IP2	29.031	1:08.052									28.590	1:08.570	28.031	1:07.566
	FL		-----									37.112	<b>1:45.682</b>	36.641	<b>1:44.207</b>
27	IP1											40.474	40.474	39.463	39.463
	IP2											28.406	1:08.880	28.184	1:07.647
	FL											36.957	<b>1:45.837</b>	36.787	<b>1:44.434</b>





**CIRCUITO DE JEREZ - WORLD SERIES by RENAULT  
RENAULT SPORT TROPHY  
ANALYSIS - TEST 2**

Número	9		10		11		14		102		0		0	
	Vta	Sector	Vuelta	Sector	Vuelta	Sector	Vuelta	Sector	Vuelta	Sector	Vuelta	Sector	Vuelta	
19	IP1	40.172	40.172	39.244	39.244	39.791	39.791	38.978	38.978	42.893	42.893			
	IP2	28.320	1:08.492	27.814	1:07.058	27.930	1:07.721	27.747	1:06.725	32.702	1:15.595			
	FL	36.920	<b>1:45.412</b>	36.050	<b>1:43.108</b>	36.537	<b>1:44.258</b>	<b>35.881</b>	<b>1:42.606</b>	6:58.81	<b>PIT EXIT</b>			
20	IP1	39.938	39.938	38.885	38.885	39.142	39.142	<b>38.700</b>	<b>38.700</b>	47.017	47.017			
	IP2	28.573	1:08.511	27.650	1:06.535	27.922	<b>1:07.064</b>	27.633	<b>1:06.333</b>	29.565	1:16.582			
	FL	36.799	<b>1:45.310</b>	35.966	<b>1:42.501</b>	36.848	<b>1:43.912</b>	36.123	<b>1:42.456</b>	38.825	<b>1:55.407</b>			
21	IP1	<b>39.804</b>	<b>39.804</b>	38.971	38.971	39.183	39.183	38.911	38.911	45.101	45.101			
	IP2	28.464	<b>1:08.268</b>	27.694	1:06.665	28.218	1:07.401	<b>27.578</b>	1:06.489	33.046	1:18.147			
	FL	36.787	<b>1:45.055</b>	35.976	<b>1:42.641</b>		-----	42.028	<b>1:48.517</b>		-----			
22	IP1	40.685	40.685	44.670	44.670			39.150	39.150					
	IP2	28.484	1:09.169	31.517	1:16.187			27.881	1:07.031					
	FL		-----	37.877	<b>1:54.064</b>				-----					
23	IP1			39.344	39.344									
	IP2			27.576	1:06.920									
	FL			36.070	<b>1:42.990</b>									
24	IP1			38.941	38.941									
	IP2			27.799	1:06.740									
	FL				-----									
25	IP1													
	IP2													
	FL													
26	IP1													
	IP2													
	FL													
27	IP1													
	IP2													
	FL													



Jerez - 4428 m

**world series**  
by RENAULT

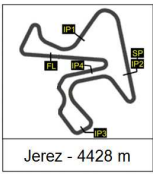


21

**RENAULT SPORT** **R.S.01**  
TROPHY

## CIRCUITO DE JEREZ - WORLD SERIES by RENAULT RENAULT SPORT TROPHY 40 BEST LAPS - TEST 2

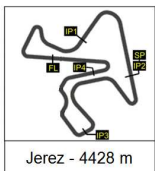
Dorsal	Piloto	Nat	Equipo	Maq.	Hora	Vuelta	Tiempo
3	Martin KODRIC	CRO	ART JUNIOR TEAM	RENAULT	14:09:21	14	1:41.782
3	Martin KODRIC	CRO	ART JUNIOR TEAM	RENAULT	14:11:03	15	1:41.788
1	Kevin KORJUS	EST	EQUIPE VERSCHUUR	RENAULT	14:13:37	20	1:42.053
10	Giedo VD GARDE	NED	EQUIPE VERSCHUUR	RENAULT	13:55:24	13	1:42.110
3	Martin KODRIC	CRO	ART JUNIOR TEAM	RENAULT	14:07:40	13	1:42.140
1	Kevin KORJUS	EST	EQUIPE VERSCHUUR	RENAULT	14:11:55	19	1:42.230
1	Kevin KORJUS	EST	EQUIPE VERSCHUUR	RENAULT	14:20:42	24	1:42.334
1	Kevin KORJUS	EST	EQUIPE VERSCHUUR	RENAULT	13:59:08	14	1:42.355
1	Kevin KORJUS	EST	EQUIPE VERSCHUUR	RENAULT	14:15:19	21	1:42.362
10	Giedo VD GARDE	NED	EQUIPE VERSCHUUR	RENAULT	13:57:06	14	1:42.372
10	Giedo VD GARDE	NED	EQUIPE VERSCHUUR	RENAULT	13:58:49	15	1:42.394
1	Kevin KORJUS	EST	EQUIPE VERSCHUUR	RENAULT	14:22:24	25	1:42.394
14	Ash HAND	GBR	MONLAU COMPETICION	RENAULT	14:19:09	20	1:42.456
3	Martin KODRIC	CRO	ART JUNIOR TEAM	RENAULT	14:14:40	17	1:42.466
10	Giedo VD GARDE	NED	EQUIPE VERSCHUUR	RENAULT	14:09:43	20	1:42.501
5	Loris HEZEMANS	NED	V8 RACING	RENAULT	14:05:37	16	1:42.582
14	Ash HAND	GBR	MONLAU COMPETICION	RENAULT	14:17:27	19	1:42.606
1	Kevin KORJUS	EST	EQUIPE VERSCHUUR	RENAULT	13:57:25	13	1:42.611
10	Giedo VD GARDE	NED	EQUIPE VERSCHUUR	RENAULT	13:53:42	12	1:42.630
10	Giedo VD GARDE	NED	EQUIPE VERSCHUUR	RENAULT	14:11:26	21	1:42.641
4	Peter HOEVENAARS	NED	V8 RACING	RENAULT	14:09:60	18	1:42.648
5	Loris HEZEMANS	NED	V8 RACING	RENAULT	14:03:54	15	1:42.696
4	Peter HOEVENAARS	NED	V8 RACING	RENAULT	14:13:26	20	1:42.726
4	Peter HOEVENAARS	NED	V8 RACING	RENAULT	14:11:43	19	1:42.767
4	Peter HOEVENAARS	NED	V8 RACING	RENAULT	14:08:18	17	1:42.910
4	Peter HOEVENAARS	NED	V8 RACING	RENAULT	14:16:53	22	1:42.937
4	Peter HOEVENAARS	NED	V8 RACING	RENAULT	14:06:35	16	1:42.943
10	Giedo VD GARDE	NED	EQUIPE VERSCHUUR	RENAULT	14:15:03	23	1:42.990
10	Giedo VD GARDE	NED	EQUIPE VERSCHUUR	RENAULT	14:07:60	19	1:43.108
10	Giedo VD GARDE	NED	EQUIPE VERSCHUUR	RENAULT	13:41:06	6	1:43.121
5	Loris HEZEMANS	NED	V8 RACING	RENAULT	14:02:11	14	1:43.179
10	Giedo VD GARDE	NED	EQUIPE VERSCHUUR	RENAULT	13:46:25	9	1:43.209
5	Loris HEZEMANS	NED	V8 RACING	RENAULT	14:07:20	17	1:43.240
3	Martin KODRIC	CRO	ART JUNIOR TEAM	RENAULT	13:48:38	10	1:43.263
8	Raul OWENS	GBR	OREGON TEAM	RENAULT	13:46:22	8	1:43.357
8	Raul OWENS	GBR	OREGON TEAM	RENAULT	13:48:05	9	1:43.416
3	Martin KODRIC	CRO	ART JUNIOR TEAM	RENAULT	13:46:55	9	1:43.444
3	Martin KODRIC	CRO	ART JUNIOR TEAM	RENAULT	13:43:12	7	1:43.573
3	Martin KODRIC	CRO	ART JUNIOR TEAM	RENAULT	13:41:29	6	1:43.585
14	Ash HAND	GBR	MONLAU COMPETICION	RENAULT	14:15:44	18	1:43.587



**CIRCUITO DE JEREZ - WORLD SERIES by RENAULT  
RENAULT SPORT TROPHY  
TOP 5 LAPS - TEST 2**

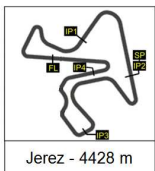
<b>Piloto</b>	<b>Nat</b>	<b>Equipo</b>	<b>Top Five Laps</b>				
<b>3</b> Martin KODRIC	CRO	ART JUNIOR TEAM	<b>1:41.782</b>	1:41.788	1:42.140	1:42.466	1:43.263
<b>1</b> Kevin KORJUS	EST	EQUIPE VERSCHUUR	<b>1:42.053</b>	1:42.230	1:42.334	1:42.355	1:42.362
<b>10</b> Giedo VD GARDE	NED	EQUIPE VERSCHUUR	<b>1:42.110</b>	1:42.372	1:42.394	1:42.501	1:42.630
<b>14</b> Ash HAND	GBR	MONLAU COMPETICION	<b>1:42.456</b>	1:42.606	1:43.587	1:44.684	1:44.792
<b>5</b> Loris HEZEMANS	NED	V8 RACING	<b>1:42.582</b>	1:42.696	1:43.179	1:43.240	1:44.011
<b>4</b> Peter HOEVENAARS	NED	V8 RACING	<b>1:42.648</b>	1:42.726	1:42.767	1:42.910	1:42.937
<b>8</b> Raul OWENS	GBR	OREGON TEAM	<b>1:43.357</b>	1:43.416	1:43.728	1:43.789	1:43.889
<b>11</b> Andrés MENDEZ	COL	ZELE RACING	<b>1:43.836</b>	1:43.912	1:44.258	1:44.395	1:44.411
<b>2</b> Henri HASSID	FRA	ART JUNIOR TEAM	<b>1:43.950</b>	1:44.297	1:44.305	1:44.459	1:44.466
<b>7</b> Albert VON THURN UND	AUT	OREGON TEAM	<b>1:45.005</b>	1:45.016	1:45.249	1:45.328	1:45.334
<b>9</b> Jakub SMIECHOWSKI	POL	ZELE RACING	<b>1:45.055</b>	1:45.164	1:45.310	1:45.412	1:45.549
<b>102</b> Jake GIDDINGS	FRA	RENAULT SPORT	<b>1:45.628</b>	1:46.260	1:46.559	1:46.715	1:46.827





# CIRCUITO DE JEREZ - WORLD SERIES by RENAULT RENAULT SPORT TROPHY 40 BEST MAX SPEED - TEST 2

Dorsal	Piloto	Nat	Equipo	Maq.	Hora	Vuelta	Vmax
14	Ash HAND	GBR	MONLAU COMPETICION	RENAULT	14:19:48	20	240,0
5	Loris HEZEMANS	NED	V8 RACING	RENAULT	13:36:48	3	239,5
5	Loris HEZEMANS	NED	V8 RACING	RENAULT	14:24:37	24	239,5
14	Ash HAND	GBR	MONLAU COMPETICION	RENAULT	13:42:12	6	238,9
14	Ash HAND	GBR	MONLAU COMPETICION	RENAULT	14:21:37	21	238,9
5	Loris HEZEMANS	NED	V8 RACING	RENAULT	13:49:56	10	238,9
5	Loris HEZEMANS	NED	V8 RACING	RENAULT	14:04:33	15	238,9
5	Loris HEZEMANS	NED	V8 RACING	RENAULT	14:19:21	21	238,9
14	Ash HAND	GBR	MONLAU COMPETICION	RENAULT	13:43:57	7	238,4
8	Raul OWENS	GBR	OREGON TEAM	RENAULT	13:38:02	4	238,4
8	Raul OWENS	GBR	OREGON TEAM	RENAULT	14:12:11	20	238,4
5	Loris HEZEMANS	NED	V8 RACING	RENAULT	14:01:07	13	238,4
5	Loris HEZEMANS	NED	V8 RACING	RENAULT	14:22:52	23	238,4
11	Andrés MENDEZ	COL	ZELE RACING	RENAULT	13:48:17	8	238,4
14	Ash HAND	GBR	MONLAU COMPETICION	RENAULT	13:40:26	5	237,9
14	Ash HAND	GBR	MONLAU COMPETICION	RENAULT	13:59:13	12	237,9
14	Ash HAND	GBR	MONLAU COMPETICION	RENAULT	14:00:58	13	237,9
8	Raul OWENS	GBR	OREGON TEAM	RENAULT	14:10:26	19	237,9
14	Ash HAND	GBR	MONLAU COMPETICION	RENAULT	14:02:43	14	237,9
8	Raul OWENS	GBR	OREGON TEAM	RENAULT	14:22:37	26	237,9
14	Ash HAND	GBR	MONLAU COMPETICION	RENAULT	14:16:23	18	237,9
5	Loris HEZEMANS	NED	V8 RACING	RENAULT	13:33:14	1	237,9
10	Giedo VD GARDE	NED	EQUIPE VERSCHUUR	RENAULT	13:45:21	8	237,9
5	Loris HEZEMANS	NED	V8 RACING	RENAULT	13:46:27	8	237,9
10	Giedo VD GARDE	NED	EQUIPE VERSCHUUR	RENAULT	13:47:04	9	237,9
10	Giedo VD GARDE	NED	EQUIPE VERSCHUUR	RENAULT	14:10:22	20	237,9
5	Loris HEZEMANS	NED	V8 RACING	RENAULT	14:21:05	22	237,9
10	Giedo VD GARDE	NED	EQUIPE VERSCHUUR	RENAULT	14:15:42	23	237,9
5	Loris HEZEMANS	NED	V8 RACING	RENAULT	14:06:16	16	237,9
5	Loris HEZEMANS	NED	V8 RACING	RENAULT	14:17:37	20	237,9
8	Raul OWENS	GBR	OREGON TEAM	RENAULT	13:43:35	6	237,4
8	Raul OWENS	GBR	OREGON TEAM	RENAULT	13:34:32	2	237,4
8	Raul OWENS	GBR	OREGON TEAM	RENAULT	14:20:53	25	237,4
8	Raul OWENS	GBR	OREGON TEAM	RENAULT	14:13:55	21	237,4
8	Raul OWENS	GBR	OREGON TEAM	RENAULT	14:15:40	22	237,4
8	Raul OWENS	GBR	OREGON TEAM	RENAULT	14:19:08	24	237,4
10	Giedo VD GARDE	NED	EQUIPE VERSCHUUR	RENAULT	13:57:45	14	237,4
4	Peter HOEVENAARS	NED	V8 RACING	RENAULT	14:10:39	18	237,4
5	Loris HEZEMANS	NED	V8 RACING	RENAULT	14:15:51	19	237,4
1	Kevin KORJUS	EST	EQUIPE VERSCHUUR	RENAULT	13:45:31	8	237,4



**CIRCUITO DE JEREZ - WORLD SERIES by RENAULT**  
**RENAULT SPORT TROPHY**  
**TOP 5 MAX SPEED - TEST 2**

<b>Piloto</b>	<b>Nat</b>	<b>Equipo</b>	<b>Top Five Vmax</b>				
<b>14</b> Ash HAND	GBR	MONLAU COMPETICION	<b>240,0</b>	238,9	238,9	238,4	237,9
<b>5</b> Loris HEZEMANS	NED	V8 RACING	<b>239,5</b>	239,5	238,9	238,9	238,9
<b>8</b> Raul OWENS	GBR	OREGON TEAM	<b>238,4</b>	238,4	237,9	237,9	237,4
<b>11</b> Andrés MENDEZ	COL	ZELE RACING	<b>238,4</b>	236,8	236,8	236,3	236,3
<b>10</b> Giedo VD GARDE	NED	EQUIPE VERSCHUUR	<b>237,9</b>	237,9	237,9	237,9	237,4
<b>4</b> Peter HOEVENAARS	NED	V8 RACING	<b>237,4</b>	236,8	236,8	236,8	236,3
<b>1</b> Kevin KORJUS	EST	EQUIPE VERSCHUUR	<b>237,4</b>	236,8	236,3	236,3	236,3
<b>2</b> Henri HASSID	FRA	ART JUNIOR TEAM	<b>235,8</b>	235,3	235,3	234,8	234,8
<b>3</b> Martin KODRIC	CRO	ART JUNIOR TEAM	<b>235,8</b>	235,3	234,8	234,8	234,8
<b>7</b> Albert VON THURN UND	AUT	OREGON TEAM	<b>235,3</b>	235,3	235,3	235,3	235,3
<b>9</b> Jakub SMIECHOWSKI	POL	ZELE RACING	<b>233,8</b>	233,8	233,8	233,8	233,3
<b>102</b> Jake GIDDINGS	FRA	RENAULT SPORT	<b>232,3</b>	232,3	231,8	231,8	231,3