

**CIRCUITO DE JEREZ - WORLD SERIES by RENAULT
RENAULT SPORT TROPHY
RESULTS - TEST 4**

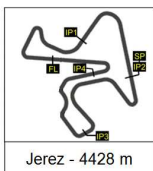
CONDICIONES ATMOSFERICAS: **Lluvioso**

ESTADO DE LA PISTA: **Mojada**

Ord.	Piloto	Licencia	Equipo	Marca	NV	VR	Tiempo	Gap	Intv	VMax
1	2 Denis OLSEN		NOR ART JUNIOR TEAM	RENAULT	14	12	1:40.341	----	----	236,8
2	14 Fran RUEDA		ESP MONLAU COMPETICION	RENAULT	13	11	1:40.896	0.555	0.555	240,0
3	3 Martin KODRIC		CRO ART JUNIOR TEAM	RENAULT	15	12	1:41.097	0.756	0.201	235,8
4	9 Alexandre JOUANNEM		FRA ZELE RACING	RENAULT	14	11	1:41.984	1.643	0.887	236,3
5	5 Tanart SATHIENTHIRAKUL		NED V8 RACING	RENAULT	18	18	1:42.081	1.740	0.097	240,0
6	8 Raul OWENS		GBR OREGON TEAM	RENAULT	16	6	1:42.743	2.402	0.662	238,9
7	1 Dainius MATIJOSAITIS		LIT EQUIPE VERSCHUUR	RENAULT	20	20	1:43.915	3.574	1.172	234,3
8	4 Max BRAAMS		THA V8 RACING	RENAULT	3	3	1:45.404	5.063	1.489	232,3
9	102 Jake GIDDINGS		FRA RENAULT SPORT	RENAULT	10	8	1:45.901	5.560	0.497	231,8

RESULTADOS PUBLICADOS A LAS 18:33 HORAS

CIRCUITO DE JEREZ, 19 DE OCTUBRE DE 2015

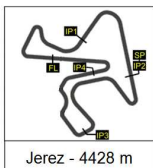


**CIRCUITO DE JEREZ - WORLD SERIES by RENAULT
RENAULT SPORT TROPHY
COMBINED RESULTS 3rd & 4th TEST**

Ord. Piloto	Equipo	Marca	Neum <u>NVT</u>	Sesion 1			Sesion 2			Mejor Tiempo	
				VR	NV	Tiempo	VR	NV	Tiempo		
1	2 Denis OLSEN	ART JUNIOR TEAM	RENAULT	33	18	19	1:41.363	12	14	1:40.341	1:40.341
2	10 Giedo VD GARDE	EQUIPE VERSCHUUR	RENAULT	13	11	13	1:40.546	0	0	----	1:40.546
3	14 Fran RUEDA	MONLAU COMPETICION	RENAULT	35	18	22	1:42.974	11	13	1:40.896	1:40.896
4	8 Raul OWENS	OREGON TEAM	RENAULT	39	12	23	1:40.980	6	16	1:42.743	1:40.980
5	3 Martin KODRIC	ART JUNIOR TEAM	RENAULT	33	11	18	1:41.629	12	15	1:41.097	1:41.097
6	9 Alexandre JOUANNE	ZELE RACING	RENAULT	35	19	21	1:44.237	11	14	1:41.984	1:41.984
7	5 Tanart SATHIENTHIRAKUL	V8 RACING	RENAULT	42	19	24	1:43.824	18	18	1:42.081	1:42.081
8	11 Andrés MENDEZ	ZELE RACING	RENAULT	17	8	17	1:42.669	0	0	----	1:42.669
9	1 Dainius MATIJOSAITIS	EQUIPE VERSCHUUR	RENAULT	45	25	25	1:47.045	20	20	1:43.915	1:43.915
10	4 Max BRAAMS	V8 RACING	RENAULT	21	17	18	1:57.197	3	3	1:45.404	1:45.404
11	102 Jake GIDDINGS	RENAULT SPORT	RENAULT	10	0	0	----	8	10	1:45.901	1:45.901

RESULTADOS PUBLICADOS A LAS 18:33 HORAS

CIRCUITO DE JEREZ, 19 DE OCTUBRE DE 2015



Jerez - 4428 m

world series
by RENAULT



SANCTIONED BY THE FIA



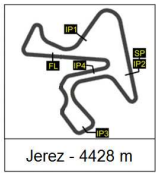
1
44

RENAULT SPORT R.S.01 TROPHY

CIRCUITO DE JEREZ - WORLD SERIES by RENAULT RENAULT SPORT TROPHY ANALYSIS - TEST 4

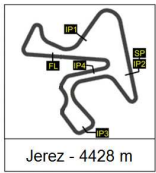
Número	1		2		3		4		5		8		9		
	Vta	Sector	Vuelta	Sector	Vuelta	Sector	Vuelta	Sector	Vuelta	Sector	Vuelta	Sector	Vuelta		
1	IP1	56.691	56.691	49.618	49.618	52.124	52.124	45.119	45.119	46.885	46.885	47.090	47.090	53.603	53.603
	IP2	36.357	1:33.048	30.491	1:20.109	32.204	1:24.328	29.723	1:14.842	29.313	1:16.198	31.076	1:18.166	32.726	1:26.329
	FL	1:08.63	PIT EXIT	37.272	1:57.381	39.184	2:03.512	37.338	1:52.180	37.006	1:53.204	2:38.55	PIT EXIT	39.928	2:06.257
2	IP1	48.346	48.346	39.677	39.677	40.181	40.181	40.552	40.552	40.133	40.133	46.503	46.503	41.071	41.071
	IP2	31.454	1:19.800	27.970	1:07.647	29.771	1:09.952	28.559	1:09.111	28.269	1:08.402	31.677	1:18.180	29.005	1:10.076
	FL	40.402	2:00.202	35.744	1:43.391	42.188	1:52.140	37.502	1:46.613	36.484	1:44.886	13:41.9	PIT EXIT	37.684	1:47.760
3	IP1	43.462	43.462	38.775	38.775	39.043	39.043	40.132	40.132	40.197	40.197	44.708	44.708	39.731	39.731
	IP2	31.802	1:15.264	27.243	1:06.018	27.410	1:06.453	28.480	1:08.612	31.365	1:11.562	28.936	1:13.644	28.194	1:07.925
	FL	14:44.4	PIT EXIT	35.693	1:41.711	35.894	1:42.347	36.792	1:45.404	39.590	1:51.152	37.316	1:50.960	14:55.3	PIT EXIT
4	IP1	48.814	48.814	38.365	38.365	38.482	38.482	13:23.1	13:23.15	39.100	39.100	39.916	39.916	45.858	45.858
	IP2	31.066	1:19.880	27.205	1:05.570	27.548	1:06.030			28.402	1:07.502	28.082	1:07.998	28.694	1:14.552
	FL	37.946	1:57.826	35.707	1:41.277	35.783	1:41.813			14:00.7	PIT EXIT	36.351	1:44.349	38.039	1:52.591
5	IP1	40.471	40.471	38.368	38.368	39.049	39.049			49.687	49.687	39.130	39.130	39.300	39.300
	IP2	28.578	1:09.049	27.331	1:05.699	27.646	1:06.695			33.717	1:23.404	27.828	1:06.958	27.894	1:07.194
	FL	37.048	1:46.097	35.802	1:41.501	35.671	1:42.366			37.880	2:01.284	36.037	1:42.995	36.294	1:43.488
6	IP1	40.312	40.312	38.533	38.533	38.694	38.694			39.513	39.513	38.973	38.973	39.501	39.501
	IP2	28.472	1:08.784	27.351	1:05.884	27.492	1:06.186			27.995	1:07.508	27.585	1:06.558	27.881	1:07.382
	FL	36.488	1:45.272	35.628	1:41.512	36.017	1:42.203			36.227	1:43.735	36.185	1:42.743	44.308	1:51.690
7	IP1	39.770	39.770	38.401	38.401	38.700	38.700			38.907	38.907	39.103	39.103	39.036	39.036
	IP2	28.309	1:08.079	27.335	1:05.736	27.500	1:06.200			27.745	1:06.652	27.800	1:06.903	27.843	1:06.879
	FL	36.937	1:45.016	35.479	1:41.215	35.784	1:41.984			36.103	1:42.755	36.558	1:43.461	36.324	1:43.203
8	IP1	40.024	40.024	38.517	38.517	38.681	38.681			41.005	41.005	39.372	39.372	39.151	39.151
	IP2	28.911	1:08.935	27.263	1:05.780	27.594	1:06.275			29.054	1:10.059	32.586	1:11.958	28.241	1:07.392
	FL	36.491	1:45.426	6:14.53	PIT EXIT	6:15.82	PIT EXIT			36.164	1:46.223	36.449	1:48.407	36.205	1:43.597
9	IP1	39.964	39.964	48.595	48.595	50.577	50.577			38.888	38.888	39.244	39.244	39.429	39.429
	IP2	28.589	1:08.553	29.712	1:18.307	33.566	1:24.143			27.610	1:06.498	27.786	1:07.030	28.094	1:07.523
	FL	36.729	1:45.282	46.425	2:04.732	37.689	2:01.832			36.016	1:42.514	6:02.86	PIT EXIT	3:12.36	PIT EXIT
10	IP1	40.458	40.458	38.791	38.791	40.864	40.864			38.660	38.660	43.414	43.414	42.268	42.268
	IP2	28.345	1:08.803	27.543	1:06.334	31.312	1:12.176			27.975	1:06.635	28.190	1:11.604	27.425	1:09.693
	FL	36.605	1:45.408	36.616	1:42.950	49.618	2:01.794			36.114	1:42.749	36.496	1:48.100	36.280	1:45.973
11	IP1	39.989	39.989	38.273	38.273	39.051	39.051			38.864	38.864	39.556	39.556	38.623	38.623
	IP2	28.281	1:08.270	26.970	1:05.243	27.369	1:06.420			30.423	1:09.287	28.161	1:07.717	27.359	1:05.982
	FL	36.767	1:45.037	35.606	1:40.849	35.613	1:42.033			36.422	1:45.709	36.376	1:44.093	36.002	1:41.984
12	IP1	39.792	39.792	38.145	38.145	38.411	38.411			38.740	38.740	39.136	39.136	38.582	38.582
	IP2	28.381	1:08.173	27.004	1:05.149	27.248	1:05.659			27.724	1:06.464	28.058	1:07.194	27.446	1:06.028
	FL	2:29.04	PIT EXIT	35.192	1:40.341	35.438	1:41.097			36.031	1:42.495	36.455	1:43.649	36.198	1:42.226
13	IP1	45.901	45.901	42.691	42.691	38.379	38.379			38.646	38.646	38.985	38.985	42.937	42.937
	IP2	28.953	1:14.854	29.229	1:11.920	27.331	1:05.710			27.502	1:06.148	27.852	1:06.837	27.859	1:10.796
	FL	37.109	1:51.963	36.338	1:48.258	35.591	1:41.301			35.973	1:42.121	36.324	1:43.161	36.617	1:47.413
14	IP1	40.084	40.084	38.389	38.389	49.830	49.830			38.585	38.585	39.121	39.121	39.119	39.119
	IP2	28.308	1:08.392	28.042	1:06.431	28.852	1:18.682			27.958	1:06.543	27.763	1:06.884	27.515	1:06.634
	FL	37.298	1:45.690	37.509	1:43.940	35.955	1:54.637			5:52.94	PIT EXIT	36.331	1:43.215	36.304	1:42.938
15	IP1	40.211	40.211	41.492	41.492	38.746	38.746			45.411	45.411	39.153	39.153	38.701	38.701
	IP2	28.534	1:08.745	30.623	1:12.115	27.612	1:06.358			29.114	1:14.525	27.958	1:07.111	28.786	1:07.487
	FL	37.422	1:46.167			35.456	1:41.814			36.396	1:50.921	36.296	1:43.407		
16	IP1	39.817	39.817			39.009	39.009			39.012	39.012	39.068	39.068		
	IP2	28.091	1:07.908			27.661	1:06.670			27.827	1:06.839	27.920	1:06.988		
	FL	36.372	1:44.280							36.108	1:42.947	36.280	1:43.268		
17	IP1	39.587	39.587							38.676	38.676	39.779	39.779		
	IP2	28.086	1:07.673							27.759	1:06.435	28.552	1:08.331		
	FL	36.643	1:44.316							35.852	1:42.287				
18	IP1	39.593	39.593							38.595	38.595				
	IP2	28.367	1:07.960							27.550	1:06.145				
	FL	36.743	1:44.703							35.936	1:42.081				





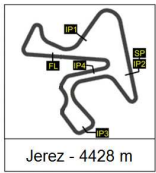
CIRCUITO DE JEREZ - WORLD SERIES by RENAULT RENAULT SPORT TROPHY ANALYSIS - TEST 4

Número	1		2		3		4		5		8		9	
Vta	Sector	Vuelta	Sector	Vuelta	Sector	Vuelta	Sector	Vuelta	Sector	Vuelta	Sector	Vuelta	Sector	Vuelta
19	IP1	39.908	39.908						51.712	51.712				
	IP2	<u>28.038</u>	1:07.946						37.082	1:28.794				
	FL	36.815	1:44.761											
20	IP1	<u>39.470</u>	<u>39.470</u>											
	IP2	28.090	<u>1:07.560</u>											
	FL	<u>36.355</u>	1:43.915											



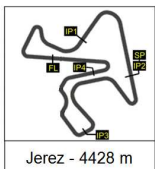
CIRCUITO DE JEREZ - WORLD SERIES by RENAULT RENAULT SPORT TROPHY ANALYSIS - TEST 4

Número	14		102		0		0		0		0		0	
	Vta	Sector	Vuelta	Sector	Vuelta	Sector	Vuelta	Sector	Vuelta	Sector	Vuelta	Sector	Vuelta	
1	IP1	1:03.71	1:03.714	48.260	48.260									
	IP2	33.916	1:37.630	31.649	1:19.909									
	FL	12:57.5	PIT EXIT	39.183	1:59.092									
2	IP1	48.192	48.192	41.773	41.773									
	IP2	29.485	1:17.677	30.027	1:11.800									
	FL	37.129	1:54.806	39.402	1:51.202									
3	IP1	39.900	39.900	41.150	41.150									
	IP2	27.999	1:07.899	29.650	1:10.800									
	FL	36.512	1:44.411	38.021	1:48.821									
4	IP1	39.404	39.404	41.046	41.046									
	IP2	28.266	1:07.670	29.118	1:10.164									
	FL	36.601	1:44.271	14:13.5	PIT EXIT									
5	IP1	39.170	39.170	49.705	49.705									
	IP2	27.846	1:07.016	30.174	1:19.879									
	FL	36.077	1:43.093	37.461	1:57.340									
6	IP1	39.192	39.192	40.833	40.833									
	IP2	27.880	1:07.072	28.908	1:09.741									
	FL	36.001	1:43.073	37.909	1:47.650									
7	IP1	39.059	39.059	40.541	40.541									
	IP2	27.927	1:06.986	28.908	1:09.449									
	FL	36.240	1:43.226	36.857	1:46.306									
8	IP1	39.173	39.173	40.530	40.530									
	IP2	28.029	1:07.202	28.545	1:09.075									
	FL	8:18.01	PIT EXIT	36.826	1:45.901									
9	IP1	51.547	51.547	41.065	41.065									
	IP2	30.153	1:21.700	29.049	1:10.114									
	FL	38.655	2:00.355	9:35.44	PIT EXIT									
10	IP1	38.870	38.870	45.359	45.359									
	IP2	27.495	1:06.365	29.830	1:15.189									
	FL	35.620	1:41.985	37.836	1:53.025									
11	IP1	38.361	38.361	40.629	40.629									
	IP2	27.246	1:05.607	28.242	1:08.871									
	FL	35.289	1:40.896		-----									
12	IP1	38.713	38.713											
	IP2	28.130	1:06.843											
	FL	38.111	1:44.954											
13	IP1	38.639	38.639											
	IP2	27.676	1:06.315											
	FL	37.204	1:43.519											
14	IP1	38.561	38.561											
	IP2	27.569	1:06.130											
	FL		-----											
15	IP1													
	IP2													
	FL													
16	IP1													
	IP2													
	FL													
17	IP1													
	IP2													
	FL													
18	IP1													
	IP2													
	FL													



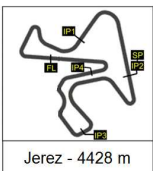
**CIRCUITO DE JEREZ - WORLD SERIES by RENAULT
RENAULT SPORT TROPHY
ANALYSIS - TEST 4**

Número		14		102		0		0		0		0		0	
Vta		Sector	Vuelta	Sector	Vuelta	Sector	Vuelta	Sector	Vuelta	Sector	Vuelta	Sector	Vuelta	Sector	Vuelta
19	IP1														
	IP2														
	FL														
20	IP1														
	IP2														
	FL														



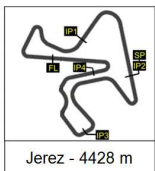
CIRCUITO DE JEREZ - WORLD SERIES by RENAULT RENAULT SPORT TROPHY 40 BEST LAPS - TEST 4

Dorsal	Piloto	Nat	Equipo	Maq.	Hora	Vuelta	Tiempo
2	Denis OLSEN	NOR	ART JUNIOR TEAM	RENAULT	18:22:43	12	1:40.341
2	Denis OLSEN	NOR	ART JUNIOR TEAM	RENAULT	18:21:03	11	1:40.849
14	Fran RUEDA	ESP	MONLAU COMPETICION	RENAULT	18:21:32	11	1:40.896
3	Martin KODRIC	CRO	ART JUNIOR TEAM	RENAULT	18:23:32	12	1:41.097
2	Denis OLSEN	NOR	ART JUNIOR TEAM	RENAULT	18:08:14	7	1:41.215
2	Denis OLSEN	NOR	ART JUNIOR TEAM	RENAULT	18:03:010	4	1:41.277
3	Martin KODRIC	CRO	ART JUNIOR TEAM	RENAULT	18:25:13	13	1:41.301
2	Denis OLSEN	NOR	ART JUNIOR TEAM	RENAULT	18:04:52	5	1:41.501
2	Denis OLSEN	NOR	ART JUNIOR TEAM	RENAULT	18:06:33	6	1:41.512
2	Denis OLSEN	NOR	ART JUNIOR TEAM	RENAULT	18:01:29	3	1:41.711
3	Martin KODRIC	CRO	ART JUNIOR TEAM	RENAULT	18:03:37	4	1:41.813
3	Martin KODRIC	CRO	ART JUNIOR TEAM	RENAULT	18:28:50	15	1:41.814
3	Martin KODRIC	CRO	ART JUNIOR TEAM	RENAULT	18:08:43	7	1:41.984
9	Alexandre JOUANNEM	FRA	ZELE RACING	RENAULT	18:13:21	11	1:41.984
14	Fran RUEDA	ESP	MONLAU COMPETICION	RENAULT	18:19:51	10	1:41.985
3	Martin KODRIC	CRO	ART JUNIOR TEAM	RENAULT	18:21:51	11	1:42.033
5	Tanart SATHIENTHIRAKUL	NED	V8 RACING	RENAULT	18:25:55	18	1:42.081
5	Tanart SATHIENTHIRAKUL	NED	V8 RACING	RENAULT	18:11:57	13	1:42.121
3	Martin KODRIC	CRO	ART JUNIOR TEAM	RENAULT	18:07:01	6	1:42.203
9	Alexandre JOUANNEM	FRA	ZELE RACING	RENAULT	18:15:03	12	1:42.226
5	Tanart SATHIENTHIRAKUL	NED	V8 RACING	RENAULT	18:24:13	17	1:42.287
3	Martin KODRIC	CRO	ART JUNIOR TEAM	RENAULT	18:01:55	3	1:42.347
3	Martin KODRIC	CRO	ART JUNIOR TEAM	RENAULT	18:05:19	5	1:42.366
5	Tanart SATHIENTHIRAKUL	NED	V8 RACING	RENAULT	18:10:15	12	1:42.495
5	Tanart SATHIENTHIRAKUL	NED	V8 RACING	RENAULT	18:05:04	9	1:42.514
8	Raul OWENS	GBR	OREGON TEAM	RENAULT	18:03:14	6	1:42.743
5	Tanart SATHIENTHIRAKUL	NED	V8 RACING	RENAULT	18:06:47	10	1:42.749
5	Tanart SATHIENTHIRAKUL	NED	V8 RACING	RENAULT	18:01:36	7	1:42.755
9	Alexandre JOUANNEM	FRA	ZELE RACING	RENAULT	18:18:34	14	1:42.938
5	Tanart SATHIENTHIRAKUL	NED	V8 RACING	RENAULT	18:22:31	16	1:42.947
2	Denis OLSEN	NOR	ART JUNIOR TEAM	RENAULT	18:19:22	10	1:42.950
8	Raul OWENS	GBR	OREGON TEAM	RENAULT	18:01:31	5	1:42.995
14	Fran RUEDA	ESP	MONLAU COMPETICION	RENAULT	18:04:60	6	1:43.073
14	Fran RUEDA	ESP	MONLAU COMPETICION	RENAULT	18:03:17	5	1:43.093
8	Raul OWENS	GBR	OREGON TEAM	RENAULT	18:20:55	13	1:43.161
9	Alexandre JOUANNEM	FRA	ZELE RACING	RENAULT	18:03:50	7	1:43.203
8	Raul OWENS	GBR	OREGON TEAM	RENAULT	18:22:38	14	1:43.215
14	Fran RUEDA	ESP	MONLAU COMPETICION	RENAULT	18:06:44	7	1:43.226
8	Raul OWENS	GBR	OREGON TEAM	RENAULT	18:26:05	16	1:43.268
2	Denis OLSEN	NOR	ART JUNIOR TEAM	RENAULT	17:59:47	2	1:43.391



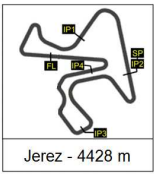
CIRCUITO DE JEREZ - WORLD SERIES by RENAULT
RENAULT SPORT TROPHY
TOP 5 LAPS - TEST 4

Piloto	Nat	Equipo	Top Five Laps				
2 Denis OLSEN	NOR	ART JUNIOR TEAM	1:40.341	1:40.849	1:41.215	1:41.277	1:41.501
14 Fran RUEDA	ESP	MONLAU COMPETICION	1:40.896	1:41.985	1:43.073	1:43.093	1:43.226
3 Martin KODRIC	CRO	ART JUNIOR TEAM	1:41.097	1:41.301	1:41.813	1:41.814	1:41.984
9 Alexandre JOUANNEM	FRA	ZELE RACING	1:41.984	1:42.226	1:42.938	1:43.203	1:43.488
5 Tanart SATHIENTHIRAKU	NED	V8 RACING	1:42.081	1:42.121	1:42.287	1:42.495	1:42.514
8 Raul OWENS	GBR	OREGON TEAM	1:42.743	1:42.995	1:43.161	1:43.215	1:43.268
1 Dainius MATIJOSAITIS	LIT	EQUIPE VERSCHUUR	1:43.915	1:44.280	1:44.316	1:44.703	1:44.761
4 Max BRAAMS	THA	V8 RACING	1:45.404	1:46.613	1:52.180	PIT EXIT	
102 Jake GIDDINGS	FRA	RENAULT SPORT	1:45.901	1:46.306	1:47.650	1:48.821	1:51.202



CIRCUITO DE JEREZ - WORLD SERIES by RENAULT RENAULT SPORT TROPHY 40 BEST MAX SPEED - TEST 4

Dorsal	Piloto	Nat	Equipo	Maq.	Hora	Vuelta	Vmax
5	Tanart SATHIENTHIRAKUL	NED	V8 RACING	RENAULT	18:07:26	10	240,0
5	Tanart SATHIENTHIRAKUL	NED	V8 RACING	RENAULT	18:09:11	11	240,0
14	Fran RUEDA	ESP	MONLAU COMPETICION	RENAULT	18:20:30	10	240,0
5	Tanart SATHIENTHIRAKUL	NED	V8 RACING	RENAULT	18:12:36	13	239,5
5	Tanart SATHIENTHIRAKUL	NED	V8 RACING	RENAULT	18:24:52	17	239,5
8	Raul OWENS	GBR	OREGON TEAM	RENAULT	18:19:51	12	238,9
14	Fran RUEDA	ESP	MONLAU COMPETICION	RENAULT	18:23:56	12	238,9
14	Fran RUEDA	ESP	MONLAU COMPETICION	RENAULT	18:05:39	6	238,9
14	Fran RUEDA	ESP	MONLAU COMPETICION	RENAULT	18:25:39	13	238,9
5	Tanart SATHIENTHIRAKUL	NED	V8 RACING	RENAULT	18:00:32	6	238,4
5	Tanart SATHIENTHIRAKUL	NED	V8 RACING	RENAULT	18:10:54	12	238,4
5	Tanart SATHIENTHIRAKUL	NED	V8 RACING	RENAULT	18:23:09	16	238,4
14	Fran RUEDA	ESP	MONLAU COMPETICION	RENAULT	18:02:13	4	238,4
14	Fran RUEDA	ESP	MONLAU COMPETICION	RENAULT	18:18:48	9	238,4
8	Raul OWENS	GBR	OREGON TEAM	RENAULT	18:21:34	13	237,9
5	Tanart SATHIENTHIRAKUL	NED	V8 RACING	RENAULT	18:21:27	15	237,9
5	Tanart SATHIENTHIRAKUL	NED	V8 RACING	RENAULT	18:05:43	9	237,9
8	Raul OWENS	GBR	OREGON TEAM	RENAULT	18:02:10	5	237,4
8	Raul OWENS	GBR	OREGON TEAM	RENAULT	18:23:17	14	237,4
8	Raul OWENS	GBR	OREGON TEAM	RENAULT	18:05:37	7	237,4
8	Raul OWENS	GBR	OREGON TEAM	RENAULT	18:25:01	15	237,4
8	Raul OWENS	GBR	OREGON TEAM	RENAULT	18:18:07	11	237,4
5	Tanart SATHIENTHIRAKUL	NED	V8 RACING	RENAULT	17:58:49	5	237,4
14	Fran RUEDA	ESP	MONLAU COMPETICION	RENAULT	18:03:57	5	237,4
8	Raul OWENS	GBR	OREGON TEAM	RENAULT	18:00:28	4	236,8
8	Raul OWENS	GBR	OREGON TEAM	RENAULT	18:07:25	8	236,8
5	Tanart SATHIENTHIRAKUL	NED	V8 RACING	RENAULT	18:04:01	8	236,8
2	Denis OLSEN	NOR	ART JUNIOR TEAM	RENAULT	18:25:010	13	236,8
14	Fran RUEDA	ESP	MONLAU COMPETICION	RENAULT	18:00:29	3	236,8
14	Fran RUEDA	ESP	MONLAU COMPETICION	RENAULT	18:22:11	11	236,8
8	Raul OWENS	GBR	OREGON TEAM	RENAULT	18:03:53	6	236,3
8	Raul OWENS	GBR	OREGON TEAM	RENAULT	18:14:39	9	236,3
2	Denis OLSEN	NOR	ART JUNIOR TEAM	RENAULT	18:02:07	3	236,3
2	Denis OLSEN	NOR	ART JUNIOR TEAM	RENAULT	18:05:30	5	236,3
9	Alexandre JOUANNEM	FRA	ZELE RACING	RENAULT	18:14:00	11	236,3
9	Alexandre JOUANNEM	FRA	ZELE RACING	RENAULT	18:17:30	13	236,3
14	Fran RUEDA	ESP	MONLAU COMPETICION	RENAULT	17:58:45	2	236,3
14	Fran RUEDA	ESP	MONLAU COMPETICION	RENAULT	18:07:23	7	236,3
2	Denis OLSEN	NOR	ART JUNIOR TEAM	RENAULT	18:20:01	10	235,8
2	Denis OLSEN	NOR	ART JUNIOR TEAM	RENAULT	18:21:41	11	235,8



**CIRCUITO DE JEREZ - WORLD SERIES by RENAULT
RENAULT SPORT TROPHY
TOP 5 MAX SPEED - TEST 4**

Piloto	Nat	Equipo	Top Five Vmax				
5 Tanart SATHIENTHIRAKU	NED	V8 RACING	240,0	240,0	239,5	239,5	238,4
14 Fran RUEDA	ESP	MONLAU COMPETICION	240,0	238,9	238,9	238,9	238,4
8 Raul OWENS	GBR	OREGON TEAM	238,9	237,9	237,4	237,4	237,4
2 Denis OLSEN	NOR	ART JUNIOR TEAM	236,8	236,3	236,3	235,8	235,8
9 Alexandre JOUANNEM	FRA	ZELE RACING	236,3	236,3	234,8	234,8	234,8
3 Martin KODRIC	CRO	ART JUNIOR TEAM	235,8	235,3	234,8	234,8	234,8
1 Dainius MATIJOSAITIS	LIT	EQUIPE VERSCHUUR	234,3	234,3	234,3	233,8	233,8
4 Max BRAAMS	THA	V8 RACING	232,3	231,8	231,8	44,9	
102 Jake GIDDINGS	FRA	RENAULT SPORT	231,8	231,3	231,3	230,8	230,8