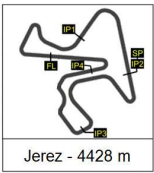
**CIRCUITO DE JEREZ - WORLD SERIES by RENAULT**
EUROCUP FORMULA RENAULT 2.0
RESULTS - TEST 1CONDICIONES ATMOSFERICAS: **Lluvioso**ESTADO DE LA PISTA: **Mojada**

Ord.	Piloto	Licencia	Equipo	Marca	NV	VR	Tiempo	Gap	Intv	VMax
1	9 Harrison SCOTT		GBR ART JUNIOR TEAM		16	15	1:54.773	----	----	211,8
2	22 Max DEFOURNY		BEL TECH 1 RACING		18	18	1:54.789	0.016	0.016	211,8
3	28 Darius OSKOU		SUI AVF by ADRIAN VALLES		15	14	1:54.963	0.190	0.174	211,8
4	5 Lando NORRIS		GBR FORTEC MOTORSPORTS		19	17	1:55.346	0.573	0.383	210,9
5	8 Nikita TROITSKIY		RUS FORTEC MOTORSPORTS		20	14	1:55.768	0.995	0.422	210,5
6	35 Bruno BAPTISTA		BRA J.D. MOTORSPORT SRL		15	14	1:55.882	1.109	0.114	210,9
7	37 Alexey KORNEEV		RUS J.D. MOTORSPORT SRL		18	14	1:56.153	1.380	0.271	209,7
8	15 Jehan DARUVALA		IND JOSEF KAUFMANN RACING		19	7	1:56.272	1.499	0.119	210,9
9	26 James ALLEN		AUS ARTA ENGINEERING		21	6	1:56.279	1.506	0.007	211,8
10	20 Ferdinand HABSBURG		AUT TECH 1 RACING		17	16	1:56.397	1.624	0.118	210,1
11	21 Sacha FENESTRAZ		FRA TECH 1 RACING		19	16	1:56.461	1.688	0.064	210,5
12	58 Denis BULATOV		RUS AVF by ADRIAN VALLES		19	17	1:56.547	1.774	0.086	208,5
13	6 Enaam AHMED		GBR FORTEC MOTORSPORTS		21	19	1:56.797	2.024	0.250	210,5
14	36 Joao VIEIRA		BRA J.D. MOTORSPORT SRL		17	14	1:56.839	2.066	0.042	208,9
15	27 Ricky COLLARD		GBR AVF by ADRIAN VALLES		19	14	1:56.894	2.121	0.055	212,6
16	3 Aleksanteri HUOVINEN		FIN KOIRANEN GP		19	13	1:56.926	2.153	0.032	208,9
17	54 Ilmari KORPIVAARA		FIN FORTEC MOTORSPORTS		20	18	1:57.433	2.660	0.507	210,1
18	2 Simo LAAKSONEN		FIN KOIRANEN GP		18	13	1:57.494	2.721	0.061	211,4
19	29 Henrique CHAVES		POR AVF by ADRIAN VALLES		19	18	1:57.715	2.942	0.221	208,9
20	25 Julien DARRAS		FRA ARTA ENGINEERING		18	13	1:57.754	2.981	0.039	209,3
21	59 Diego BERTONELLI		ITA GSK GRAND PRIX		19	13	1:57.940	3.167	0.186	211,4
22	23 Julien FALCHERO		FRA TECH 1 RACING		14	9	1:57.951	3.178	0.011	209,3
23	10 Valentin MOINEAULT		FRA ART JUNIOR TEAM		13	9	1:58.325	3.552	0.374	208,5
24	60 Alessandro PERULLO		ITA GSK GRAND PRIX		16	13	1:58.403	3.630	0.078	210,5
25	48 Luca CORBERI		ITA BVM SRL		17	17	1:59.588	4.815	1.185	208,1
26	17 Oliver SÖDERSTRÖM		SWE MANOR MP MOTORSPORT		11	9	2:00.321	5.548	0.733	206,5
27	16 Gabriel AUBRY		FRA JOSEF KAUFMANN RACING		16	16	2:01.017	6.244	0.696	208,9
28	19 Piers PRIOR		GBR MANOR MP MOTORSPORT		16	16	2:01.028	6.255	0.011	209,7

RESULTADOS PUBLICADOS A LAS 11:30 HORAS

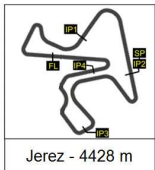
CIRCUITO DE JEREZ, 19 DE OCTUBRE DE 2015



CIRCUITO DE JEREZ - WORLD SERIES by RENAULT
EURO CUP FORMULA RENAULT 2.0
ANALYSIS - TEST 1

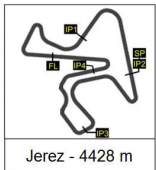
Table with columns for driver number (Número), sector, and lap (Vuelta) for laps 2 through 10. Rows include driver numbers 1-18 and their respective times and positions for each lap.





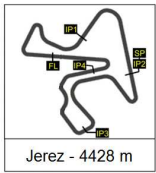
**CIRCUITO DE JEREZ - WORLD SERIES by RENAULT
EUROCUP FORMULA RENAULT 2.0
ANALYSIS - TEST 1**

Número	2		3		5		6		8		9		10	
	Vta	Sector	Vuelta	Sector	Vuelta	Sector	Vuelta	Sector	Vuelta	Sector	Vuelta	Sector	Vuelta	
19	IP1	45.687	45.687	44.828	44.828	43.580	43.580	44.023	44.023	49.568	49.568			
	IP2	34.391	1:20.078	31.216	1:16.044	31.019	1:14.599	31.274	1:15.297	31.729	1:21.297			
	FL		-----	41.886	1:57.930	40.995	1:55.594	41.500	1:56.797	41.224	2:02.521			
20	IP1			44.623	44.623	47.679	47.679	44.216	44.216	44.138	44.138			
	IP2			33.544	1:18.167	33.995	1:21.674	31.632	1:15.848	31.262	1:15.400			
	FL				-----		-----	42.000	1:57.848	41.066	1:56.466			
21	IP1							44.101	44.101	44.767	44.767			
	IP2							31.543	1:15.644	32.556	1:17.323			
	FL							41.495	1:57.139		-----			



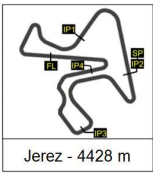
**CIRCUITO DE JEREZ - WORLD SERIES by RENAULT
EUROCUP FORMULA RENAULT 2.0
ANALYSIS - TEST 1**

Número	15		16		17		19		20		21		22	
Vta	Sector	Vuelta	Sector	Vuelta	Sector	Vuelta	Sector	Vuelta	Sector	Vuelta	Sector	Vuelta	Sector	Vuelta
19	IP1	44.351	44.351								43.888	43.888	55.199	55.199
	IP2	35.062	1:19.413								31.556	1:15.444	38.786	1:33.985
	FL	41.426	2:00.839								41.162	1:56.606		-----
20	IP1	43.801	43.801								44.298	44.298		
	IP2	31.246	1:15.047								32.253	1:16.551		
	FL		-----									-----		
21	IP1													
	IP2													
	FL													



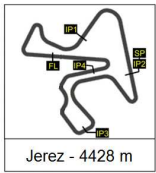
**CIRCUITO DE JEREZ - WORLD SERIES by RENAULT
EUROCUP FORMULA RENAULT 2.0
ANALYSIS - TEST 1**

Número		23		25		26		27		28		29		35	
Vta		Sector	Vuelta	Sector	Vuelta	Sector	Vuelta	Sector	Vuelta	Sector	Vuelta	Sector	Vuelta	Sector	Vuelta
19	IP1			44.366	44.366	44.718	44.718	44.696	44.696			1:00.23	1:00.230		
	IP2			31.404	1:15.770	31.885	1:16.603	31.570	1:16.266			35.634	1:35.864		
	FL				-----	41.289	1:57.892	41.025	1:57.291			42.059	2:17.923		
20	IP1					44.350	44.350	44.790	44.790			44.577	44.577		
	IP2					31.382	1:15.732	31.581	1:16.371			31.853	1:16.430		
	FL					41.240	1:56.972		-----				-----		
21	IP1					44.536	44.536								
	IP2					31.216	1:15.752								
	FL					41.231	1:56.983								



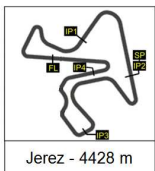
CIRCUITO DE JEREZ - WORLD SERIES by RENAULT EURO CUP FORMULA RENAULT 2.0 ANALYSIS - TEST 1

Table with columns for driver number (Número), lap (Vta), sector, and lap time (Vuelta) for drivers 36 through 60. Includes data for 18 drivers and their 3 laps (IP1, IP2, FL).



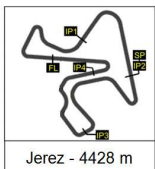
CIRCUITO DE JEREZ - WORLD SERIES by RENAULT
EUROCUP FORMULA RENAULT 2.0
ANALYSIS - TEST 1

Número		36		37		48		54		58		59		60	
Vta		Sector	Vuelta	Sector	Vuelta	Sector	Vuelta	Sector	Vuelta	Sector	Vuelta	Sector	Vuelta	Sector	Vuelta
19	IP1			45.146	45.146			45.157	45.157	44.080	44.080	44.690	44.690		
	IP2			32.196	1:17.342			32.103	1:17.260	31.561	1:15.641	32.106	1:16.796		
	FL				-----			41.001	1:58.261	44.115	1:59.756	42.349	1:59.145		
20	IP1							44.678	44.678	44.143	44.143	48.123	48.123		
	IP2							31.779	1:16.457	32.261	1:16.404	35.458	1:23.581		
	FL							41.285	1:57.742		-----		-----		
21	IP1							45.965	45.965						
	IP2							34.335	1:20.300						
	FL								-----						



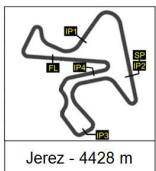
CIRCUITO DE JEREZ - WORLD SERIES by RENAULT
EUROCUP FORMULA RENAULT 2.0
40 BEST LAPS - TEST 1

Dorsal	Piloto	Nat	Equipo	Maq.	Hora	Vuelta	Tiempo
9	Harrison SCOTT	GBR	ART JUNIOR TEAM		11:17:15	15	1:54.773
22	Max DEFOURNY	BEL	TECH 1 RACING		11:23:25	18	1:54.789
9	Harrison SCOTT	GBR	ART JUNIOR TEAM		11:15:20	14	1:54.904
28	Darius OSKOUI	SUI	AVF by ADRIAN VALLES		11:17:19	14	1:54.963
22	Max DEFOURNY	BEL	TECH 1 RACING		11:09:50	12	1:55.298
5	Lando NORRIS	GBR	FORTEC MOTORSPORTS		11:20:22	17	1:55.346
22	Max DEFOURNY	BEL	TECH 1 RACING		11:13:41	14	1:55.402
28	Darius OSKOUI	SUI	AVF by ADRIAN VALLES		11:19:15	15	1:55.546
5	Lando NORRIS	GBR	FORTEC MOTORSPORTS		11:24:17	19	1:55.594
22	Max DEFOURNY	BEL	TECH 1 RACING		10:56:28	8	1:55.736
8	Nikita TROITSKIY	RUS	FORTEC MOTORSPORTS		11:11:13	14	1:55.768
9	Harrison SCOTT	GBR	ART JUNIOR TEAM		10:54:21	7	1:55.806
5	Lando NORRIS	GBR	FORTEC MOTORSPORTS		11:16:12	15	1:55.862
35	Bruno BAPTISTA	BRA	J.D. MOTORSPORT SRL		11:15:41	14	1:55.882
22	Max DEFOURNY	BEL	TECH 1 RACING		11:11:46	13	1:55.886
35	Bruno BAPTISTA	BRA	J.D. MOTORSPORT SRL		11:17:36	15	1:55.929
22	Max DEFOURNY	BEL	TECH 1 RACING		10:58:24	9	1:55.977
8	Nikita TROITSKIY	RUS	FORTEC MOTORSPORTS		11:15:05	16	1:56.093
37	Alexey KORNEEV	RUS	J.D. MOTORSPORT SRL		11:16:52	14	1:56.153
9	Harrison SCOTT	GBR	ART JUNIOR TEAM		10:52:26	6	1:56.260
15	Jehan DARUVALA	IND	JOSEF KAUFMANN RACING		10:54:25	7	1:56.272
15	Jehan DARUVALA	IND	JOSEF KAUFMANN RACING		10:58:44	9	1:56.278
26	James ALLEN	AUS	ARTA ENGINEERING		10:52:31	6	1:56.279
22	Max DEFOURNY	BEL	TECH 1 RACING		10:54:32	7	1:56.294
26	James ALLEN	AUS	ARTA ENGINEERING		10:54:27	7	1:56.332
9	Harrison SCOTT	GBR	ART JUNIOR TEAM		11:03:40	11	1:56.336
8	Nikita TROITSKIY	RUS	FORTEC MOTORSPORTS		11:13:09	15	1:56.370
9	Harrison SCOTT	GBR	ART JUNIOR TEAM		11:01:43	10	1:56.372
20	Ferdinand HABSBURG	AUT	TECH 1 RACING		11:17:28	16	1:56.397
37	Alexey KORNEEV	RUS	J.D. MOTORSPORT SRL		11:18:48	15	1:56.454
21	Sacha FENESTRAZ	FRA	TECH 1 RACING		11:18:45	16	1:56.461
8	Nikita TROITSKIY	RUS	FORTEC MOTORSPORTS		11:24:40	20	1:56.466
15	Jehan DARUVALA	IND	JOSEF KAUFMANN RACING		11:16:35	16	1:56.468
28	Darius OSKOUI	SUI	AVF by ADRIAN VALLES		10:54:26	7	1:56.509
15	Jehan DARUVALA	IND	JOSEF KAUFMANN RACING		11:14:39	15	1:56.535
5	Lando NORRIS	GBR	FORTEC MOTORSPORTS		10:56:50	8	1:56.539
58	Denis BULATOV	RUS	AVF by ADRIAN VALLES		11:17:10	17	1:56.547
15	Jehan DARUVALA	IND	JOSEF KAUFMANN RACING		11:08:48	12	1:56.556
28	Darius OSKOUI	SUI	AVF by ADRIAN VALLES		10:52:29	6	1:56.586
21	Sacha FENESTRAZ	FRA	TECH 1 RACING		11:24:38	19	1:56.606



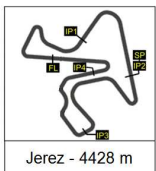
CIRCUITO DE JEREZ - WORLD SERIES by RENAULT
EUROCUP FORMULA RENAULT 2.0
TOP 5 LAPS - TEST 1

Piloto	Nat	Equipo	Top Five Laps				
9 Harrison SCOTT	GBR	ART JUNIOR TEAM	1:54.773	1:54.904	1:55.806	1:56.260	1:56.336
22 Max DEFOURNY	BEL	TECH 1 RACING	1:54.789	1:55.298	1:55.402	1:55.736	1:55.886
28 Darius OSKOU	SUI	AVF by ADRIAN VALLES	1:54.963	1:55.546	1:56.509	1:56.586	1:56.845
5 Lando NORRIS	GBR	FORTEC MOTORSPORTS	1:55.346	1:55.594	1:55.862	1:56.539	1:56.781
8 Nikita TROITSKIY	RUS	FORTEC MOTORSPORTS	1:55.768	1:56.093	1:56.370	1:56.466	1:57.158
35 Bruno BAPTISTA	BRA	J.D. MOTORSPORT SRL	1:55.882	1:55.929	1:56.730	1:56.849	1:56.887
37 Alexey KORNEEV	RUS	J.D. MOTORSPORT SRL	1:56.153	1:56.454	1:56.666	1:56.812	1:56.984
15 Jehan DARUVALA	IND	JOSEF KAUFMANN RACING	1:56.272	1:56.278	1:56.468	1:56.535	1:56.556
26 James ALLEN	AUS	ARTA ENGINEERING	1:56.279	1:56.332	1:56.724	1:56.796	1:56.856
20 Ferdinand HABSBURG	AUT	TECH 1 RACING	1:56.397	1:56.800	1:56.851	1:57.522	1:57.978
21 Sacha FENESTRAZ	FRA	TECH 1 RACING	1:56.461	1:56.606	1:57.102	1:57.175	1:57.428
58 Denis BULATOV	RUS	AVF by ADRIAN VALLES	1:56.547	1:57.258	1:57.262	1:57.322	1:57.506
6 Enaam AHMED	GBR	FORTEC MOTORSPORTS	1:56.797	1:56.940	1:57.041	1:57.139	1:57.206
36 Joao VIEIRA	BRA	J.D. MOTORSPORT SRL	1:56.839	1:57.024	1:57.179	1:57.425	1:57.440
27 Ricky COLLARD	GBR	AVF by ADRIAN VALLES	1:56.894	1:57.201	1:57.291	1:57.653	1:58.060
3 Aleksanteri HUOVINEN	FIN	KOIRANEN GP	1:56.926	1:57.598	1:57.626	1:57.786	1:57.791
54 Ilmari KORPIVAARA	FIN	FORTEC MOTORSPORTS	1:57.433	1:57.571	1:57.742	1:57.945	1:58.261
2 Simo LAAKSONEN	FIN	KOIRANEN GP	1:57.494	1:57.682	1:57.839	1:58.025	1:58.194
29 Henrique CHAVES	POR	AVF by ADRIAN VALLES	1:57.715	1:58.406	1:58.426	1:58.673	1:58.875
25 Julien DARRAS	FRA	ARTA ENGINEERING	1:57.754	1:57.963	1:58.228	1:58.499	2:00.090
59 Diego BERTONELLI	ITA	GSK GRAND PRIX	1:57.940	1:58.097	1:58.217	1:58.515	1:58.544
23 Julien FALCHERO	FRA	TECH 1 RACING	1:57.951	1:58.215	1:58.289	1:58.535	1:58.665
10 Valentin MOINEAULT	FRA	ART JUNIOR TEAM	1:58.325	1:58.804	1:58.898	1:59.175	2:01.915
60 Alessandro PERULLO	ITA	GSK GRAND PRIX	1:58.403	1:58.612	1:59.172	2:00.944	2:01.005
48 Luca CORBERI	ITA	BVM SRL	1:59.588	2:01.617	2:02.580	2:02.923	2:03.240
17 Oliver SÖDERSTRÖM	SWE	MANOR MP MOTORSPORT	2:00.321	2:00.480	2:01.077	2:01.215	2:02.948
16 Gabriel AUBRY	FRA	JOSEF KAUFMANN RACING	2:01.017	2:01.072	2:02.332	2:03.156	2:03.269
19 Piers PRIOR	GBR	MANOR MP MOTORSPORT	2:01.028	2:02.957	2:03.574	2:04.209	2:04.584



CIRCUITO DE JEREZ - WORLD SERIES by RENAULT
EUROCUP FORMULA RENAULT 2.0
40 BEST MAX SPEED - TEST 1

Dorsal	Piloto	Nat	Equipo	Maq.	Hora	Vuelta	Vmax
27	Ricky COLLARD	GBR	AVF by ADRIAN VALLES		11:05:22	11	212,6
9	Harrison SCOTT	GBR	ART JUNIOR TEAM		11:20:02	16	211,8
9	Harrison SCOTT	GBR	ART JUNIOR TEAM		11:17:59	15	211,8
22	Max DEFOURNY	BEL	TECH 1 RACING		10:51:22	5	211,8
26	James ALLEN	AUS	ARTA ENGINEERING		10:53:15	6	211,8
28	Darius OSKOUI	SUI	AVF by ADRIAN VALLES		11:18:03	14	211,8
22	Max DEFOURNY	BEL	TECH 1 RACING		11:16:59	15	211,4
2	Simo LAAKSONEN	FIN	KOIRANEN GP		11:20:34	16	211,4
2	Simo LAAKSONEN	FIN	KOIRANEN GP		11:02:29	9	211,4
2	Simo LAAKSONEN	FIN	KOIRANEN GP		11:18:36	15	211,4
59	Diego BERTONELLI	ITA	GSK GRAND PRIX		11:15:06	14	211,4
26	James ALLEN	AUS	ARTA ENGINEERING		10:51:18	5	211,4
26	James ALLEN	AUS	ARTA ENGINEERING		11:10:33	14	211,4
26	James ALLEN	AUS	ARTA ENGINEERING		11:21:43	19	211,4
26	James ALLEN	AUS	ARTA ENGINEERING		11:04:34	11	211,4
28	Darius OSKOUI	SUI	AVF by ADRIAN VALLES		10:53:13	6	211,4
28	Darius OSKOUI	SUI	AVF by ADRIAN VALLES		11:02:31	9	211,4
28	Darius OSKOUI	SUI	AVF by ADRIAN VALLES		11:16:08	13	211,4
28	Darius OSKOUI	SUI	AVF by ADRIAN VALLES		11:19:59	15	211,4
5	Lando NORRIS	GBR	FORTEC MOTORSPORTS		10:55:37	7	210,9
27	Ricky COLLARD	GBR	AVF by ADRIAN VALLES		10:59:24	8	210,9
27	Ricky COLLARD	GBR	AVF by ADRIAN VALLES		11:21:19	17	210,9
27	Ricky COLLARD	GBR	AVF by ADRIAN VALLES		11:25:14	19	210,9
22	Max DEFOURNY	BEL	TECH 1 RACING		10:53:20	6	210,9
15	Jehan DARUVALA	IND	JOSEF KAUFMANN RACING		10:53:12	6	210,9
35	Bruno BAPTISTA	BRA	J.D. MOTORSPORT SRL		11:18:20	15	210,9
26	James ALLEN	AUS	ARTA ENGINEERING		10:57:08	8	210,9
26	James ALLEN	AUS	ARTA ENGINEERING		11:12:31	15	210,9
26	James ALLEN	AUS	ARTA ENGINEERING		11:19:45	18	210,9
28	Darius OSKOUI	SUI	AVF by ADRIAN VALLES		10:51:17	5	210,9
9	Harrison SCOTT	GBR	ART JUNIOR TEAM		10:53:09	6	210,5
9	Harrison SCOTT	GBR	ART JUNIOR TEAM		10:55:05	7	210,5
9	Harrison SCOTT	GBR	ART JUNIOR TEAM		11:04:24	11	210,5
22	Max DEFOURNY	BEL	TECH 1 RACING		10:57:12	8	210,5
15	Jehan DARUVALA	IND	JOSEF KAUFMANN RACING		10:51:07	5	210,5
15	Jehan DARUVALA	IND	JOSEF KAUFMANN RACING		10:57:31	8	210,5
60	Alessandro PERULLO	ITA	GSK GRAND PRIX		10:59:58	8	210,5
59	Diego BERTONELLI	ITA	GSK GRAND PRIX		10:59:39	8	210,5
26	James ALLEN	AUS	ARTA ENGINEERING		10:55:11	7	210,5
28	Darius OSKOUI	SUI	AVF by ADRIAN VALLES		11:04:28	10	210,5



CIRCUITO DE JEREZ - WORLD SERIES by RENAULT
EUROCUP FORMULA RENAULT 2.0
TOP 5 MAX SPEED - TEST 1

Piloto	Nat	Equipo	Top Five Vmax				
27 Ricky COLLARD	GBR	AVF by ADRIAN VALLES	212,6	210,9	210,9	210,9	210,5
9 Harrison SCOTT	GBR	ART JUNIOR TEAM	211,8	211,8	210,5	210,5	210,5
26 James ALLEN	AUS	ARTA ENGINEERING	211,8	211,4	211,4	211,4	211,4
28 Darius OSKOU	SUI	AVF by ADRIAN VALLES	211,8	211,4	211,4	211,4	211,4
22 Max DEFOURNY	BEL	TECH 1 RACING	211,8	211,4	210,9	210,5	210,1
2 Simo LAAKSONEN	FIN	KOIRANEN GP	211,4	211,4	211,4	210,5	210,1
59 Diego BERTONELLI	ITA	GSK GRAND PRIX	211,4	210,5	210,5	210,1	209,7
15 Jehan DARUVALA	IND	JOSEF KAUFMANN RACING	210,9	210,5	210,5	210,1	209,7
35 Bruno BAPTISTA	BRA	J.D. MOTORSPORT SRL	210,9	210,1	210,1	209,7	209,7
5 Lando NORRIS	GBR	FORTEC MOTORSPORTS	210,9	210,1	209,7	209,3	209,3
21 Sacha FENESTRAZ	FRA	TECH 1 RACING	210,5	210,5	210,1	210,1	210,1
60 Alessandro PERULLO	ITA	GSK GRAND PRIX	210,5	210,5	210,1	210,1	209,7
6 Enaam AHMED	GBR	FORTEC MOTORSPORTS	210,5	210,1	210,1	210,1	209,7
8 Nikita TROITSKIY	RUS	FORTEC MOTORSPORTS	210,5	209,3	208,9	208,5	208,5
20 Ferdinand HABSBURG	AUT	TECH 1 RACING	210,1	209,7	208,9	208,9	208,5
54 Ilmari KORPIVAARA	FIN	FORTEC MOTORSPORTS	210,1	209,3	209,3	208,9	208,9
37 Alexey KORNEEV	RUS	J.D. MOTORSPORT SRL	209,7	209,3	209,3	209,3	209,3
19 Piers PRIOR	GBR	MANOR MP MOTORSPORT	209,7	207,7	206,5	206,5	206,1
25 Julien DARRAS	FRA	ARTA ENGINEERING	209,3	208,9	208,9	208,9	208,9
23 Julien FALCHERO	FRA	TECH 1 RACING	209,3	208,9	208,9	208,5	208,5
3 Aleksanteri HUOVINEN	FIN	KOIRANEN GP	208,9	208,5	208,5	208,5	208,5
29 Henrique CHAVES	POR	AVF by ADRIAN VALLES	208,9	208,5	208,5	208,5	208,1
36 Joao VIEIRA	BRA	J.D. MOTORSPORT SRL	208,9	208,5	208,5	208,1	208,1
16 Gabriel AUBRY	FRA	JOSEF KAUFMANN RACING	208,9	207,7	207,7	207,7	207,7
58 Denis BULATOV	RUS	AVF by ADRIAN VALLES	208,5	208,5	208,5	208,1	208,1
10 Valentin MOINEAULT	FRA	ART JUNIOR TEAM	208,5	208,1	207,7	207,7	207,3
48 Luca CORBERI	ITA	BVM SRL	208,1	206,5	206,1	206,1	206,1
17 Oliver SÖDERSTRÖM	SWE	MANOR MP MOTORSPORT	206,5	206,1	206,1	205,7	204,5