

Superstock / Open 600

2ª SESION DE ENTRENAMIENTOS

RESULTADOS

CONDICIONES ATMOSFERICAS: **Soleado**ESTADO DE LA PISTA: **Seca**

Ord.	Piloto	Licencia	Equipo	Marca	NV	VR	Tiempo	Gap	Neumát	VMax
1	82 ST Elena ROSELL	ESP	KAWASAKI PALMETO PL R	KAWASAKI	12	12	1:46.104	----	MICHELI	231,0
2	37 ST s Augusto FERNANDEZ	ESP	CNS MOTORSPORT	YAMAHA	15	11	1:46.536	0.432	DUNLOP	233,2
3	89 ST s Christian PALOMARES	ESP	AUTO ARROYO PASTRANA	YAMAHA	15	13	1:46.569	0.465	DUNLOP	231,5
4	74 ST Ferran CASAS	ESP	TEAM TORRENTÓ	YAMAHA	16	9	1:46.738	0.634	DUNLOP	229,6
5	27 ST s Juan Antº BELLVER	ESP	BORJA SPORT TEAM	KAWASAKI	13	10	1:47.076	0.972	MICHELI	233,8
6	39 ST s Borja QUERO	ESP	SAG TEAM - M.A.MOTOSPO	YAMAHA	14	14	1:47.136	1.032	DUNLOP	236,6
7	43 OP mJorge ARROYO	ESP	AUTO ARROYO PASTRANA	YAMAHA	14	10	1:47.450	1.346	DUNLOP	236,2
8	94 OP Corantin PEROLARI	FRA	MRS	YAMAHA	13	6	1:47.501	1.397	DUNLOP	232,7
9	33 ST Antonio J ALARCOS	ESP	TACK BASOLI	KAWASAKI	15	15	1:47.810	1.706	MICHELI	234,2
10	57 ST Sergio D PASTRANA	ESP	AUTO ARROYO PASTRANA	YAMAHA	14	10	1:48.064	1.960	DUNLOP	230,3
11	67 ST s Roman FISCHER	SUI	PINAMOTO RS	KAWASAKI	13	8	1:48.082	1.978	PIRELLI	231,2
12	71 ST s Miquel PONS	ESP	TEAM NOBBY H43	KAWASAKI	16	6	1:48.084	1.980	-	232,7
13	23 ST s Loic ARBEL	FRA	TEAM MRS	YAMAHA	14	11	1:48.194	2.090	PIRELLI	233,8
14	97 ST s Alexandre SIREROL	ESP	MSTEAM	KAWASAKI	14	14	1:48.310	2.206	BRIDGE	230,9
15	85 ST s Pedro N ROMERO	POR	TEAM TARGET / FMP / UNIX	YAMAHA	17	4	1:48.378	2.274	PIRELLI	234,3
16	76 OP Diego PEREZ	ESP	MDR COMPETICION	YAMAHA	15	4	1:48.429	2.325	-	232,0
17	7 ST s Adrian MENCHEN	ESP	SAG TEAM - M.A.MOTOSPO	YAMAHA	15	7	1:48.472	2.368	PIRELLI	235,0
18	79 ST Aitor GARCIA	ESP	DOSANMOTOR PRO RACIN	YAMAHA	9	9	1:48.749	2.645	MICHELI	231,6
19	91 ST Aleix AULESTIA	ESP	TEAM TORRENTÓ	YAMAHA	14	7	1:49.033	2.929	DUNLOP	233,4
20	69 ST s Hugo ABADIE	FRA	AUTO ARROYO PASTRANA	YAMAHA	14	7	1:49.053	2.949	DUNLOP	234,5
21	10 ST s Santiago MANGAS	ESP	DMT	YAMAHA	13	5	1:49.057	2.953	-	230,6
22	18 ST s Alejandro CANOVAS	ESP	CRT	YAMAHA	14	8	1:49.062	2.958	DUNLOP	231,0
23	16 ST s Oier CASCANTE	ESP	AMRCOMPETICION	KAWASAKI	12	8	1:49.352	3.248	PIRELLI	229,0
24	95 OP Miguel GARCIA	ESP	JGC TEAM	YAMAHA	14	14	1:49.570	3.466	DUNLOP	225,9
25	14 ST Didac LOPEZ	ESP	AUTO ARROYO PASTRANA	YAMAHA	14	14	1:49.599	3.495	DUNLOP	230,9
26	44 OP Daniel TORREÑO	ESP	TARGO BANK-PPRT SPEED	HONDA	15	9	1:49.668	3.564	DUNLOP	227,5
27	96 ST s Georg HOLTER-HOVIND	NOR	TEAM NOBBY H43 BLUMAQ	KAWASAKI	16	16	1:49.876	3.772	-	230,2
28	12 OP Rogelio LORENTE	ESP	TST RACING	HONDA	15	4	1:49.904	3.800	BRIDGE	231,5
29	48 OP Jose D GUZMAN	ESP	EMA COMPETICION	YAMAHA	13	6	1:49.937	3.833	PIRELLI	227,8
30	62 ST Francisco J HIDALGO	ESP	HIDALVA TEAM	KAWASAKI	7	7	1:50.139	4.035	MICHELI	232,1
31	13 OP Cristobal TEJERO	ESP	TEAM TEJERO	HONDA	12	12	1:50.174	4.070	-	223,9
32	65 OP Carlos GARCIA	ESP	TEAM ITV OCAÑA.PIT-LINE	YAMAHA	13	4	1:50.310	4.206	-	232,5
33	64 ST s Amaury JAKAB	BEL	JEG RACING	YAMAHA	14	12	1:50.329	4.225	PIRELLI	230,8
34	11 OP Iker CARRERA	ESP	PINAMOTO RS	KAWASAKI	15	12	1:50.412	4.308	DUNLOP	221,8
35	68 OP Fernando MIRON	ESP	TECNIBIKER MOTOSPORT		12	7	1:50.470	4.366	DUNLOP	229,5
36	86 ST s Daniel CALDERON	ESP	FAU55RACING	YAMAHA	13	11	1:50.494	4.390	DUNLOP	225,9
37	19 ST s Paul DUFOUR	FRA	JEG RACING	YAMAHA	12	11	1:50.817	4.713	PIRELLI	236,2
38	20 ST s Adrian CHAVES	ESP	TECNIMOTOR ANTEQUERA	YAMAHA	15	6	1:50.911	4.807	-	221,0
39	17 OP Alex SANTOS	POR	TEAM COSTA	YAMAHA	15	7	1:51.311	5.207	-	228,0
40	88 OP Juan Luis ORTIZ	ESP	SRTEAM	YAMAHA	11	3	1:53.250	7.146	DUNLOP	222,0
41	46 OP Francisca RUIZ	ESP	CHAMPI WOMEN RACING T	YAMAHA	10	10	1:53.410	7.306	BRIDGE	226,0
42	30 OP Manuel J ALONSO	ESP	MDR COMPETICION	YAMAHA	13	11	1:55.066	8.962	PIRELLI	224,6
43	70 OP mLuis A HERNANDEZ	ESP	ESCUDERIA MOTOCARLOS	YAMAHA	13	6	1:55.793	9.689	PIRELLI	218,6
44	75 OP Josue MORENO	ESP	TEAM DMT	YAMAHA	13	13	1:57.444	11.340	MICHELI	226,9

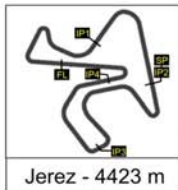
Tiempo Mínimo para Clasificar.- 2:02.020

Porcentaje para Clasificar: 115%

CIRCUITO DE JEREZ, 14 DE MAYO DE 2016

LOS COMISARIOS DEPORTIVOS	EL DIRECTOR DE CARRERA	EL JEFE DE CRONOMETRAJE
Hora:	Hora:	RESULTADOS PUBLICADOS A LAS 15:25 HORAS



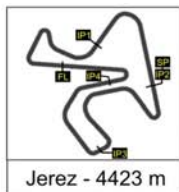


Superstock / Open 600

2ª SESION DE ENTRENAMIENTOS

ANALISIS

Número	7		10		11		12		13		14		16	
	Vta	Sector	Vuelta	Sector	Vuelta	Sector	Vuelta	Sector	Vuelta	Sector	Vuelta	Sector	Vuelta	
15	IP1	22.798	22.798			22.982	22.982	<u>22.777</u>	<u>22.777</u>					
	IP2	20.369	43.167			20.998	43.980	20.810	43.587					
	IP3	31.387	1:14.554			31.758	1:15.738	31.622	1:15.209					
	FL	34.691	1:49.245			<u>35.070</u>	<u>1:50.808</u>	35.058	1:50.267			-----		
16	IP1													
	IP2													
	IP3													
	FL		-----				-----		-----					
17	IP1													
	IP2													
	IP3													
	FL													



Jerez - 4423 m



RFME CAMPEONATO DE ESPAÑA DE VELOCIDAD

Jerez, 14 y 15 de Mayo de 2016




Superstock / Open 600
2ª SESION DE ENTRENAMIENTOS
ANALISIS

Table with columns for lap numbers (17-30) and sub-columns for sectors and lap times. Rows include rider numbers (1-14) and lap types (IP1, IP2, IP3, FL). Times are in seconds, with some cells containing 'PIT EXIT' or dashes.



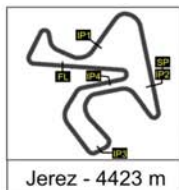
LaLiga con el Deporte Español





Superstock / Open 600 2ª SESION DE ENTRENAMIENTOS ANALISIS


Número	17		18		19		20		23		27		30	
	Vta	Sector	Vuelta	Sector	Vuelta	Sector	Vuelta	Sector	Vuelta	Sector	Vuelta	Sector	Vuelta	
15	IP1	25.472	25.472					<u>22.995</u>	<u>22.995</u>					
	IP2	22.822	48.294					20.970	<u>43.965</u>					
	IP3	32.159	1:20.453					<u>31.432</u>	<u>1:15.397</u>					
	FL	35.972	<u>1:56.425</u>		----			35.888	<u>1:51.285</u>		----			
16	IP1													
	IP2													
	IP3													
	FL		----						----					
17	IP1													
	IP2													
	IP3													
	FL													



Superstock / Open 600
2ª SESION DE ENTRENAMIENTOS
ANALISIS

Table with columns: Número, 33, 37, 39, 43, 44, 46, 48. Rows: 1-14, Vta, Sector, Vuelta. Data includes lap times and pit exit statuses.



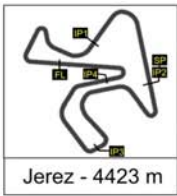


Superstock / Open 600

2ª SESION DE ENTRENAMIENTOS

ANALISIS

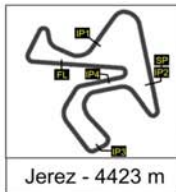
Número	33		37		39		43		44		46		48	
	Vta	Sector	Vuelta	Sector	Vuelta	Sector	Vuelta	Sector	Vuelta	Sector	Vuelta	Sector	Vuelta	
15	IP1	22.465	22.465	22.118	22.118					22.805	22.805			
	IP2	20.346	42.811	20.612	42.730					20.908	43.713			
	IP3	30.681	1:13.492	31.091	1:13.821					31.248	1:14.961			
	FL	34.318	1:47.810	34.335	1:48.156	-----	-----			35.197	1:50.158			
16	IP1													
	IP2													
	IP3													
	FL		-----		-----						-----			
17	IP1													
	IP2													
	IP3													
	FL													



Superstock / Open 600
2ª SESION DE ENTRENAMIENTOS
ANALISIS

Número	57		62		64		65		67		68		69	
	Vta	Sector	Vuelta	Sector	Vuelta	Sector	Vuelta	Sector	Vuelta	Sector	Vuelta	Sector	Vuelta	
15	IP1													
	IP2													
	IP3													
	FL		-----				-----						-----	
16	IP1													
	IP2													
	IP3													
	FL													
17	IP1													
	IP2													
	IP3													
	FL													





Jerez - 4423 m




Superstock / Open 600
2ª SESION DE ENTRENAMIENTOS
ANALISIS

Table with columns for lap number (Número), sector, and lap time (Vuelta). Rows are grouped by lap number (1-14) and sub-row (IP1, IP2, IP3, FL). Data includes times for sectors and total laps.



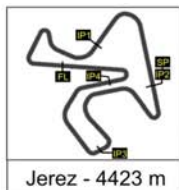
LaLiga con el Deporte Español





Superstock / Open 600 2ª SESION DE ENTRENAMIENTOS ANALISIS

Número	70		71		74		75		76		79		82	
	Vta	Sector	Vuelta	Sector	Vuelta	Sector	Vuelta	Sector	Vuelta	Sector	Vuelta	Sector	Vuelta	
15	IP1			23.680	23.680	22.837	22.837			23.094	23.094			
	IP2			23.211	46.891	20.575	43.412			20.498	43.592			
	IP3			30.827	1:17.718	31.059	1:14.471			32.209	1:15.801			
	FL			34.436	1:52.154	34.400	1:48.871			36.082	1:51.883			
16	IP1			22.422	22.422	22.247	22.247							
	IP2			20.264	42.686	20.300	42.547							
	IP3			31.000	1:13.686	30.402	1:12.949							
	FL			34.431	1:48.117	34.433	1:47.382							
17	IP1													
	IP2													
	IP3													
	FL													



Jerez - 4423 m


Superstock / Open 600
2ª SESION DE ENTRENAMIENTOS
ANALISIS

Table with columns for Vta, Sector, and Vueltas for laps 85-95. Includes driver initials (IP1, IP2, IP3, FL) and times.



Laliga con el Deporte Español

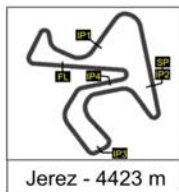




Superstock / Open 600 2ª SESION DE ENTRENAMIENTOS ANALISIS

Número	85		86		88		89		91		94		95	
	Vta	Sector	Vuelta	Sector	Vuelta	Sector	Vuelta	Sector	Vuelta	Sector	Vuelta	Sector	Vuelta	
15	IP1	22.679	22.679				22.248	22.248						
	IP2	20.687	43.366				20.304	42.552						
	IP3	31.337	1:14.703				31.064	1:13.616						
	FL	34.831	1:49.534				34.767	1:48.383		-----			-----	
16	IP1	22.720	22.720											
	IP2	20.681	43.401											
	IP3	31.419	1:14.820											
	FL	34.878	1:49.698					-----						
17	IP1	23.395	23.395											
	IP2	20.588	43.983											
	IP3	31.629	1:15.612											
	FL	34.774	1:50.386											

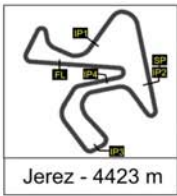




Superstock / Open 600 2ª SESION DE ENTRENAMIENTOS ANALISIS

Número	96		97		0		0		0		0		0	
	Vta	Sector	Vuelta	Sector	Vuelta	Sector	Vuelta	Sector	Vuelta	Sector	Vuelta	Sector	Vuelta	
1	IP1	28.148	28.148	27.917	27.917									
	IP2	21.149	49.297	21.300	49.217									
	IP3	32.346	1:21.643	31.933	1:21.150									
	FL	35.593	1:57.236	35.615	1:56.765									
2	IP1	23.129	23.129	23.357	23.357									
	IP2	20.743	43.872	21.256	44.613									
	IP3	31.966	1:15.838	31.641	1:16.254									
	FL	34.938	1:50.776	35.185	1:51.439									
3	IP1	23.273	23.273	22.824	22.824									
	IP2	20.632	43.905	20.565	43.389									
	IP3	31.621	1:15.526	31.343	1:14.732									
	FL	35.214	1:50.740	34.951	1:49.683									
4	IP1	22.823	22.823	22.571	22.571									
	IP2	20.666	43.489	20.598	43.169									
	IP3	31.557	1:15.046	31.215	1:14.384									
	FL	34.908	1:49.954	34.720	1:49.104									
5	IP1	23.019	23.019	22.678	22.678									
	IP2	20.764	43.783	20.585	43.263									
	IP3	31.704	1:15.487	31.763	1:15.026									
	FL	35.276	1:50.763	35.577	1:50.603									
6	IP1	23.071	23.071	22.633	22.633									
	IP2	20.686	43.757	20.648	43.281									
	IP3	31.445	1:15.202	31.197	1:14.478									
	FL	34.994	1:50.196	34.875	1:49.353									
7	IP1	23.038	23.038	23.002	23.002									
	IP2	20.749	43.787	20.491	43.493									
	IP3	39.285	1:23.072	31.278	1:14.771									
	FL	36.137	1:59.209	34.984	1:49.755									
8	IP1	22.955	22.955	24.300	24.300									
	IP2	20.691	43.646	21.742	46.042									
	IP3	31.634	1:15.280	33.159	1:19.201									
	FL	35.060	1:50.340	3:34.16	PIT EXIT									
9	IP1	23.068	23.068	29.707	29.707									
	IP2	20.698	43.766	21.336	51.043									
	IP3	31.835	1:15.601	31.743	1:22.786									
	FL	35.596	1:51.197	35.017	1:57.803									
10	IP1	22.786	22.786	22.525	22.525									
	IP2	20.802	43.588	20.578	43.103									
	IP3	31.495	1:15.083	30.963	1:14.066									
	FL	34.951	1:50.034	56.889										
11	IP1	22.917	22.917											
	IP2	20.715	43.632	20.442	20.442									
	IP3	35.485	1:19.117	30.781	51.223									
	FL	35.216	1:54.333	57.469										
12	IP1	23.036	23.036											
	IP2	20.706	43.742	20.888	20.888									
	IP3	35.280	1:19.022	32.990	53.878									
	FL	35.279	1:54.301	1:44.11	PIT EXIT									
13	IP1	22.934	22.934	26.644	26.644									
	IP2	20.701	43.635	20.832	47.476									
	IP3	31.798	1:15.433	31.338	1:18.814									
	FL	35.317	1:50.750	34.674	1:53.488									
14	IP1	22.918	22.918	22.553	22.553									
	IP2	20.658	43.576	20.475	43.028									
	IP3	31.721	1:15.297	30.852	1:13.880									
	FL	35.187	1:50.484	34.430	1:48.310									

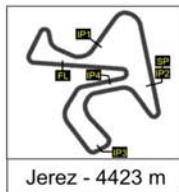




Superstock / Open 600
2ª SESION DE ENTRENAMIENTOS
ANALISIS

Número	96		97		0		0		0		0		0	
Vta	Sector	Vuelta	Sector	Vuelta	Sector	Vuelta	Sector	Vuelta	Sector	Vuelta	Sector	Vuelta	Sector	Vuelta
15	IP1	23.086	23.086											
	IP2	20.874	43.960											
	IP3	32.038	1:15.998											
	FL	35.075	1:51.073		-----									
16	IP1	22.901	22.901											
	IP2	20.879	43.780											
	IP3	<u>31.177</u>	<u>1:14.957</u>											
	FL	34.919	1:49.876											
17	IP1													
	IP2													
	IP3													
	FL		-----											



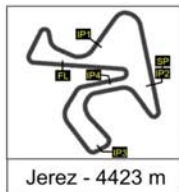


Superstock / Open 600

2ª SESION DE ENTRENAMIENTOS

MEJORES 40 VUELTAS

Dorsal	Piloto	Nat	Equipo	Maq.	Hora	Vuelta	Tiempo
82	ST Elena ROSELL	ESP	KAWASAKI PALMETO PL RACING	KAWASAKI	15:16:12	12	1:46.104
37	ST s Augusto FERNANDEZ	ESP	CNS MOTORSPORT	YAMAHA	15:13:59	11	1:46.536
37	ST s Augusto FERNANDEZ	ESP	CNS MOTORSPORT	YAMAHA	14:57:57	4	1:46.545
89	ST s Christian PALOMARES	ESP	AUTO ARROYO PASTRANA RACI	YAMAHA	15:17:35	13	1:46.569
37	ST s Augusto FERNANDEZ	ESP	CNS MOTORSPORT	YAMAHA	15:17:33	13	1:46.613
89	ST s Christian PALOMARES	ESP	AUTO ARROYO PASTRANA RACI	YAMAHA	15:14:01	11	1:46.637
89	ST s Christian PALOMARES	ESP	AUTO ARROYO PASTRANA RACI	YAMAHA	15:15:48	12	1:46.705
74	ST Ferran CASAS	ESP	TEAM TORRENTÓ	YAMAHA	15:09:05	9	1:46.738
89	ST s Christian PALOMARES	ESP	AUTO ARROYO PASTRANA RACI	YAMAHA	15:19:21	14	1:46.762
89	ST s Christian PALOMARES	ESP	AUTO ARROYO PASTRANA RACI	YAMAHA	14:57:19	4	1:46.923
89	ST s Christian PALOMARES	ESP	AUTO ARROYO PASTRANA RACI	YAMAHA	14:55:32	3	1:47.000
37	ST s Augusto FERNANDEZ	ESP	CNS MOTORSPORT	YAMAHA	14:59:44	5	1:47.004
74	ST Ferran CASAS	ESP	TEAM TORRENTÓ	YAMAHA	15:18:07	14	1:47.027
74	ST Ferran CASAS	ESP	TEAM TORRENTÓ	YAMAHA	14:55:33	3	1:47.053
27	ST s Juan Antº BELLVER	ESP	BORJA SPORT TEAM	KAWASAKI	15:16:05	10	1:47.076
37	ST s Augusto FERNANDEZ	ESP	CNS MOTORSPORT	YAMAHA	15:08:38	8	1:47.098
39	ST s Borja QUERO	ESP	SAG TEAM - M.A.MOTOSPORT	YAMAHA	15:20:57	14	1:47.136
37	ST s Augusto FERNANDEZ	ESP	CNS MOTORSPORT	YAMAHA	14:54:20	2	1:47.161
37	ST s Augusto FERNANDEZ	ESP	CNS MOTORSPORT	YAMAHA	15:19:20	14	1:47.322
74	ST Ferran CASAS	ESP	TEAM TORRENTÓ	YAMAHA	15:21:43	16	1:47.382
89	ST s Christian PALOMARES	ESP	AUTO ARROYO PASTRANA RACI	YAMAHA	14:59:06	5	1:47.411
27	ST s Juan Antº BELLVER	ESP	BORJA SPORT TEAM	KAWASAKI	15:14:18	9	1:47.438
43	OP mJorge ARROYO	ESP	AUTO ARROYO PASTRANA RACI	YAMAHA	15:14:02	10	1:47.450
74	ST Ferran CASAS	ESP	TEAM TORRENTÓ	YAMAHA	14:57:20	4	1:47.477
94	OP Corantin PEROLARI	FRA	MRS	YAMAHA	15:07:09	6	1:47.501
37	ST s Augusto FERNANDEZ	ESP	CNS MOTORSPORT	YAMAHA	15:12:12	10	1:47.506
89	ST s Christian PALOMARES	ESP	AUTO ARROYO PASTRANA RACI	YAMAHA	15:04:56	8	1:47.583
74	ST Ferran CASAS	ESP	TEAM TORRENTÓ	YAMAHA	14:53:46	2	1:47.678
37	ST s Augusto FERNANDEZ	ESP	CNS MOTORSPORT	YAMAHA	15:15:46	12	1:47.725
43	OP mJorge ARROYO	ESP	AUTO ARROYO PASTRANA RACI	YAMAHA	15:15:50	11	1:47.745
74	ST Ferran CASAS	ESP	TEAM TORRENTÓ	YAMAHA	15:12:42	11	1:47.746
74	ST Ferran CASAS	ESP	TEAM TORRENTÓ	YAMAHA	14:59:08	5	1:47.777
82	ST Elena ROSELL	ESP	KAWASAKI PALMETO PL RACING	KAWASAKI	15:07:56	9	1:47.791
27	ST s Juan Antº BELLVER	ESP	BORJA SPORT TEAM	KAWASAKI	15:19:46	12	1:47.805
33	ST Antonio J ALARCOS	ESP	TACK BASOLI	KAWASAKI	15:21:42	15	1:47.810
33	ST Antonio J ALARCOS	ESP	TACK BASOLI	KAWASAKI	15:09:09	9	1:47.901
82	ST Elena ROSELL	ESP	KAWASAKI PALMETO PL RACING	KAWASAKI	14:57:07	3	1:47.910
27	ST s Juan Antº BELLVER	ESP	BORJA SPORT TEAM	KAWASAKI	15:21:34	13	1:47.911
82	ST Elena ROSELL	ESP	KAWASAKI PALMETO PL RACING	KAWASAKI	15:06:08	8	1:47.944
89	ST s Christian PALOMARES	ESP	AUTO ARROYO PASTRANA RACI	YAMAHA	14:53:45	2	1:47.946



Jerez - 4423 m



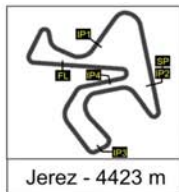
Superstock / Open 600 2ª SESION DE ENTRENAMIENTOS TOP CINCO VUELTAS

Piloto	Nat	Equipo	Top Five Laps				
82 ST Elena ROSELL	ESP	KAWASAKI PALMETO PL RACING	1:46.104	1:47.791	1:47.910	1:47.944	1:48.093
37 ST s Augusto FERNANDE	ESP	CNS MOTORSPORT	1:46.536	1:46.545	1:46.613	1:47.004	1:47.098
89 ST s Christian PALOMAR	ESP	AUTO ARROYO PASTRANA RACIN	1:46.569	1:46.637	1:46.705	1:46.762	1:46.923
74 ST Ferran CASAS	ESP	TEAM TORRENTÓ	1:46.738	1:47.027	1:47.053	1:47.382	1:47.477
27 ST s Juan Antº BELLVER	ESP	BORJA SPORT TEAM	1:47.076	1:47.438	1:47.805	1:47.911	1:48.315
39 ST s Borja QUERO	ESP	SAG TEAM - M.A.MOTOSPORT	1:47.136	1:48.040	1:48.113	1:48.122	1:48.260
43 OP mJorge ARROYO	ESP	AUTO ARROYO PASTRANA RACIN	1:47.450	1:47.745	1:48.513	1:48.590	1:48.618
94 OP Corantin PEROLARI	FRA	MRS	1:47.501	1:48.388	1:48.389	1:48.913	1:49.053
33 ST Antonio J ALARCOS	ESP	TACK BASOLI	1:47.810	1:47.901	1:48.037	1:48.144	1:48.162
57 ST Sergio D PASTRANA	ESP	AUTO ARROYO PASTRANA RACIN	1:48.064	1:48.336	1:48.402	1:48.403	1:48.714
67 ST s Roman FISCHER	SUI	PINAMOTO RS	1:48.082	1:48.133	1:48.429	1:48.559	1:48.634
71 ST s Miquel PONS	ESP	TEAM NOBBY H43	1:48.084	1:48.117	1:48.276	1:48.524	1:48.544
23 ST s Loic ARBEL	FRA	TEAM MRS	1:48.194	1:48.230	1:48.391	1:48.568	1:49.263
97 ST s Alexandre SIREROL	ESP	MSTEAM	1:48.310	1:49.104	1:49.353	1:49.683	1:49.755
85 ST s Pedro N ROMERO	POR	TEAM TARGET / FMP / UNIXIRA	1:48.378	1:48.418	1:48.617	1:48.876	1:48.945
76 OP Diego PEREZ	ESP	MDR COMPETICION	1:48.429	1:48.495	1:48.635	1:48.698	1:48.813
7 ST s Adrian MENCHEN	ESP	SAG TEAM - M.A.MOTOSPORT	1:48.472	1:48.545	1:48.841	1:49.084	1:49.245
79 ST Aitor GARCIA	ESP	DOSANMOTOR PRO RACING	1:48.749	1:48.911	1:49.572	1:49.676	1:49.796
91 ST Aleix AULESTIA	ESP	TEAM TORRENTÓ	1:49.033	1:49.046	1:49.208	1:49.298	1:49.312
69 ST s Hugo ABADIE	FRA	AUTO ARROYO PASTRANA RACIN	1:49.053	1:49.232	1:49.377	1:49.644	1:49.747
10 ST s Santiago MANGAS	ESP	DMT	1:49.057	1:49.077	1:49.758	1:50.168	1:50.193
18 ST s Alejandro CANOVAS	ESP	CRT	1:49.062	1:49.208	1:49.484	1:49.577	1:49.604
16 ST s Oier CASCANTE	ESP	AMRCOMPETICION	1:49.352	1:49.364	1:49.433	1:49.548	1:49.772
95 OP Miguel GARCIA	ESP	JGC TEAM	1:49.570	1:49.716	1:49.743	1:49.771	1:49.860
14 ST Didac LOPEZ	ESP	AUTO ARROYO PASTRANA RACIN	1:49.599	1:49.846	1:49.916	1:50.087	1:50.282
44 OP Daniel TORREÑO	ESP	TARGO BANK-PPRT SPEED MOTO	1:49.668	1:49.727	1:49.851	1:49.905	1:50.122
96 ST s Georg HOLTER-HOV	NOR	TEAM NOBBY H43 BLUMAQ	1:49.876	1:49.954	1:50.034	1:50.196	1:50.340
12 OP Rogelio LORENTE	ESP	TST RACING	1:49.904	1:50.036	1:50.107	1:50.119	1:50.267
48 OP Jose D GUZMAN	ESP	EMA COMPETICION	1:49.937	1:50.289	1:50.420	1:50.450	1:50.522
62 ST Francisco J HIDALGO	ESP	HIDALVA TEAM	1:50.139	1:50.269	1:50.529	1:50.762	1:51.004
13 OP Cristobal TEJERO	ESP	TEAM TEJERO	1:50.174	1:50.581	1:50.651	1:51.054	1:51.209
65 OP Carlos GARCIA	ESP	TEAM ITV OCAÑA.PIT-LINE	1:50.310	1:50.841	1:51.067	1:51.203	1:51.273



LaLiga con el Deporte Español





Jerez - 4423 m



RFME CAMPEONATO DE ESPAÑA DE VELOCIDAD

Jerez, 14 y 15 de Mayo de 2016

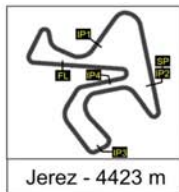


70

Superstock / Open 600 2ª SESION DE ENTRENAMIENTOS TOP CINCO VUELTAS

Piloto	Nat	Equipo	Top Five Laps				
64 ST s Amaury JAKAB	BEL	JEG RACING	1:50.329	1:50.406	1:50.478	1:50.566	1:50.689
11 OP Iker CARRERA	ESP	PINAMOTO RS	1:50.412	1:50.808	1:51.005	1:51.149	1:51.341
68 OP Fernando MIRON	ESP	TECNIBIKER MOTOSPORT	1:50.470	1:50.666	1:50.765	1:50.949	1:51.187
86 ST s Daniel CALDERON	ESP	FAU55RACING	1:50.494	1:51.838	1:52.553	1:52.894	1:53.049
19 ST s Paul DUFOUR	FRA	JEG RACING	1:50.817	1:51.039	1:51.324	1:52.153	1:52.349
20 ST s Adrian CHAVES	ESP	TECNIMOTOR ANTEQUERA	1:50.911	1:51.051	1:51.062	1:51.142	1:51.285
17 OP Alex SANTOS	POR	TEAM COSTA	1:51.311	1:51.538	1:51.750	1:51.764	1:52.585
88 OP Juan Luis ORTIZ	ESP	SRTEAM	1:53.250	1:53.391	1:53.458	1:53.894	1:54.246
46 OP Francisca RUIZ	ESP	CHAMPI WOMEN RACING TEAM	1:53.410	1:54.031	1:54.152	1:54.474	1:54.666
30 OP Manuel J ALONSO	ESP	MDR COMPETICION	1:55.066	1:55.759	1:56.007	1:56.434	1:56.781
70 OP mLuis A HERNANDEZ	ESP	ESCUADERIA MOTOCARLOS CACE	1:55.793	1:56.211	1:56.214	1:56.465	1:56.647
75 OP Josue MORENO	ESP	TEAM DMT	1:57.444	1:58.067	1:58.391	1:58.733	1:58.807





Superstock / Open 600

2ª SESION DE ENTRENAMIENTOS

MEJORES 40 VMAX

Dorsal	Piloto	Nat	Equipo	Maq.	Hora	Vuelta	Vmax
39	ST s Borja QUERO	ESP	SAG TEAM - M.A.MOTOSPORT	YAMAHA	15:09:27	9	236,6
19	ST s Paul DUFOUR	FRA	JEG RACING	YAMAHA	15:00:23	5	236,2
43	OP mJorge ARROYO	ESP	AUTO ARROYO PASTRANA RACI	YAMAHA	15:02:04	6	236,2
19	ST s Paul DUFOUR	FRA	JEG RACING	YAMAHA	14:54:45	2	235,9
43	OP mJorge ARROYO	ESP	AUTO ARROYO PASTRANA RACI	YAMAHA	15:12:57	9	235,2
7	ST s Adrian MENCHEN	ESP	SAG TEAM - M.A.MOTOSPORT	YAMAHA	15:09:27	8	235,0
7	ST s Adrian MENCHEN	ESP	SAG TEAM - M.A.MOTOSPORT	YAMAHA	15:20:25	14	234,9
43	OP mJorge ARROYO	ESP	AUTO ARROYO PASTRANA RACI	YAMAHA	15:03:52	7	234,9
19	ST s Paul DUFOUR	FRA	JEG RACING	YAMAHA	14:52:51	1	234,7
19	ST s Paul DUFOUR	FRA	JEG RACING	YAMAHA	14:56:38	3	234,6
69	ST s Hugo ABADIE	FRA	AUTO ARROYO PASTRANA RACI	YAMAHA	15:02:05	6	234,5
85	ST s Pedro N ROMERO	POR	TEAM TARGET / FMP / UNIXIRA	YAMAHA	15:20:25	16	234,3
33	ST Antonio J ALARCOS	ESP	TACK BASOLI	KAWASAKI	15:06:15	7	234,2
19	ST s Paul DUFOUR	FRA	JEG RACING	YAMAHA	15:02:19	6	234,1
85	ST s Pedro N ROMERO	POR	TEAM TARGET / FMP / UNIXIRA	YAMAHA	15:02:11	6	234,0
85	ST s Pedro N ROMERO	POR	TEAM TARGET / FMP / UNIXIRA	YAMAHA	15:13:06	12	234,0
43	OP mJorge ARROYO	ESP	AUTO ARROYO PASTRANA RACI	YAMAHA	15:18:37	12	234,0
85	ST s Pedro N ROMERO	POR	TEAM TARGET / FMP / UNIXIRA	YAMAHA	14:56:44	3	233,9
85	ST s Pedro N ROMERO	POR	TEAM TARGET / FMP / UNIXIRA	YAMAHA	15:09:26	10	233,9
23	ST s Loic ARBEL	FRA	TEAM MRS	YAMAHA	14:54:56	2	233,8
27	ST s Juan Antº BELLVER	ESP	BORJA SPORT TEAM	KAWASAKI	14:54:41	2	233,8
43	OP mJorge ARROYO	ESP	AUTO ARROYO PASTRANA RACI	YAMAHA	15:20:26	13	233,8
43	OP mJorge ARROYO	ESP	AUTO ARROYO PASTRANA RACI	YAMAHA	15:14:45	10	233,8
43	OP mJorge ARROYO	ESP	AUTO ARROYO PASTRANA RACI	YAMAHA	15:00:06	5	233,7
69	ST s Hugo ABADIE	FRA	AUTO ARROYO PASTRANA RACI	YAMAHA	15:18:53	12	233,4
91	ST Aleix AULESTIA	ESP	TEAM TORRENTÓ	YAMAHA	14:52:47	1	233,4
85	ST s Pedro N ROMERO	POR	TEAM TARGET / FMP / UNIXIRA	YAMAHA	14:54:55	2	233,3
43	OP mJorge ARROYO	ESP	AUTO ARROYO PASTRANA RACI	YAMAHA	14:54:29	2	233,3
43	OP mJorge ARROYO	ESP	AUTO ARROYO PASTRANA RACI	YAMAHA	14:56:18	3	233,3
39	ST s Borja QUERO	ESP	SAG TEAM - M.A.MOTOSPORT	YAMAHA	15:00:10	5	233,3
19	ST s Paul DUFOUR	FRA	JEG RACING	YAMAHA	15:20:03	11	233,2
37	ST s Augusto FERNANDEZ	ESP	CNS MOTORSPORT	YAMAHA	14:55:04	2	233,2
69	ST s Hugo ABADIE	FRA	AUTO ARROYO PASTRANA RACI	YAMAHA	15:14:49	10	233,1
91	ST Aleix AULESTIA	ESP	TEAM TORRENTÓ	YAMAHA	14:50:55	0	233,1
91	ST Aleix AULESTIA	ESP	TEAM TORRENTÓ	YAMAHA	14:58:16	4	233,1
23	ST s Loic ARBEL	FRA	TEAM MRS	YAMAHA	14:56:45	3	233,0
27	ST s Juan Antº BELLVER	ESP	BORJA SPORT TEAM	KAWASAKI	14:56:30	3	233,0
91	ST Aleix AULESTIA	ESP	TEAM TORRENTÓ	YAMAHA	15:00:06	5	232,9
19	ST s Paul DUFOUR	FRA	JEG RACING	YAMAHA	15:18:12	10	232,8
71	ST s Miquel PONS	ESP	TEAM NOBBY H43	KAWASAKI	14:54:57	2	232,7



Liga con el Deporte Español



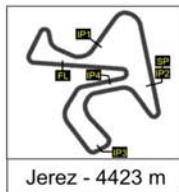
MICHELIN

PIRELLI

BRIDGESTONE

italkit





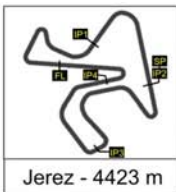
Superstock / Open 600 2ª SESION DE ENTRENAMIENTOS TOP CINCO VMAX

Piloto	Nat	Equipo	Top Five Vmax						
39	ST s	Borja QUERO	ESP	SAG TEAM - M.A.MOTOSPORT	236,6	233,3	230,7	230,6	230,4
19	ST s	Paul DUFOUR	FRA	JEG RACING	236,2	235,9	234,7	234,6	234,1
43	OP m	Jorge ARROYO	ESP	AUTO ARROYO PASTRANA RACIN	236,2	235,2	234,9	234,0	233,8
7	ST s	Adrian MENCHEN	ESP	SAG TEAM - M.A.MOTOSPORT	235,0	234,9	232,5	232,1	230,5
69	ST s	Hugo ABADIE	FRA	AUTO ARROYO PASTRANA RACIN	234,5	233,4	233,1	232,2	232,1
85	ST s	Pedro N ROMERO	POR	TEAM TARGET / FMP / UNIXIRA	234,3	234,0	234,0	233,9	233,9
33	ST	Antonio J ALARCOS	ESP	TACK BASOLI	234,2	231,9	231,7	231,2	229,7
27	ST s	Juan Antº BELLVER	ESP	BORJA SPORT TEAM	233,8	233,0	232,3	232,3	232,2
23	ST s	Loic ARBEL	FRA	TEAM MRS	233,8	233,0	231,3	230,9	229,8
91	ST	Aleix AULESTIA	ESP	TEAM TORRENTÓ	233,4	233,1	233,1	232,9	232,7
37	ST s	Augusto FERNANDE	ESP	CNS MOTORSPORT	233,2	230,1	230,0	229,9	228,7
71	ST s	Miquel PONS	ESP	TEAM NOBBY H43	232,7	231,5	230,9	230,8	230,6
94	OP	Corantin PEROLARI	FRA	MRS	232,7	230,7	229,9	229,5	229,0
65	OP	Carlos GARCIA	ESP	TEAM ITV OCAÑA.PIT-LINE	232,5	230,6	230,0	229,6	229,2
62	ST	Francisco J HIDALG	ESP	HIDALVA TEAM	232,1	231,5	230,7	230,5	230,4
76	OP	Diego PEREZ	ESP	MDR COMPETICION	232,0	231,4	229,6	229,3	228,9
79	ST	Aitor GARCIA	ESP	DOSANMOTOR PRO RACING	231,6	231,3	230,4	230,0	229,8
12	OP	Rogelio LORENTE	ESP	TST RACING	231,5	231,0	230,1	230,0	229,3
89	ST s	Christian PALOMAR	ESP	AUTO ARROYO PASTRANA RACIN	231,5	230,1	228,7	228,0	227,4
67	ST s	Roman FISCHER	SUI	PINAMOTO RS	231,2	231,0	230,3	230,2	229,4
82	ST	Elena ROSELL	ESP	KAWASAKI PALMETO PL RACING	231,0	229,7	229,4	229,3	228,7
18	ST s	Alejandro CANOVAS	ESP	CRT	231,0	228,9	228,5	227,4	226,4
14	ST	Didac LOPEZ	ESP	AUTO ARROYO PASTRANA RACIN	230,9	230,3	229,4	228,7	228,4
97	ST s	Alexandre SIREROL	ESP	MSTEAM	230,9	229,0	227,7	227,5	226,4
64	ST s	Amaury JAKAB	BEL	JEG RACING	230,8	230,0	229,8	229,4	228,3
10	ST s	Santiago MANGAS	ESP	DMT	230,6	230,5	229,3	229,0	228,7
57	ST	Sergio D PASTRANA	ESP	AUTO ARROYO PASTRANA RACIN	230,3	229,7	229,6	229,3	228,5
96	ST s	Georg HOLTER-HOV	NOR	TEAM NOBBY H43 BLUMAQ	230,2	229,9	229,8	229,2	229,1
74	ST	Ferran CASAS	ESP	TEAM TORRENTÓ	229,6	229,0	228,9	228,6	228,6
68	OP	Fernando MIRON	ESP	TECNIBIKER MOTOSPORT	229,5	228,7	228,3	227,8	226,9
16	ST s	Oier CASCANTE	ESP	AMRCOMPETICION	229,0	228,3	228,2	227,6	226,8
17	OP	Alex SANTOS	POR	TEAM COSTA	228,0	227,4	226,8	226,6	226,3



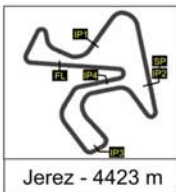
LaLiga con el Deporte Español





Superstock / Open 600 2ª SESION DE ENTRENAMIENTOS TOP CINCO VMAX

Piloto	Nat	Equipo	Top Five Vmax				
48 OP Jose D GUZMAN	ESP	EMA COMPETICION	227,8	225,8	225,7	225,6	225,1
44 OP Daniel TORREÑO	ESP	TARGO BANK-PPRT SPEED MOTO	227,5	223,2	223,0	221,8	221,8
75 OP Josue MORENO	ESP	TEAM DMT	226,9	226,2	224,9	223,8	223,5
46 OP Francisca RUIZ	ESP	CHAMPI WOMEN RACING TEAM	226,0	225,9	225,1	224,9	224,4
86 ST s Daniel CALDERON	ESP	FAU55RACING	225,9	225,8	225,7	225,6	225,6
95 OP Miguel GARCIA	ESP	JGC TEAM	225,9	225,3	225,2	224,7	224,3
30 OP Manuel J ALONSO	ESP	MDR COMPETICION	224,6	223,6	223,0	223,0	222,7
13 OP Cristobal TEJERO	ESP	TEAM TEJERO	223,9	222,9	222,4	222,3	222,0
88 OP Juan Luis ORTIZ	ESP	SRTEAM	222,0	221,2	221,1	220,2	220,1
11 OP Iker CARRERA	ESP	PINAMOTO RS	221,8	221,8	221,5	220,7	220,6
20 ST s Adrian CHAVES	ESP	TECNIMOTOR ANTEQUERA	221,0	220,9	220,5	220,1	219,5
70 OP mLuis A HERNANDEZ	ESP	ESCUDERIA MOTOCARLOS CACE	218,6	217,7	217,0	216,8	216,6



Jerez - 4423 m



RFME CAMPEONATO DE ESPAÑA DE VELOCIDAD

Jerez, 14 y 15 de Mayo de 2016



73

Superstock / Open 600 ENTRENAMIENTOS COMBINADOS RESULTADOS

Ord.	Piloto	Equipo	Marca	Neum	NVT	Sesion 1			Sesion 2			Mejor Tiempo
						VR	NV	Tiempo	VR	NV	Tiempo	
1	37 ST s Augusto FERNANDEZ	CNS MOTORSPORT	YAMAHA	DUNLOP	27	8	12	1:45.736	11	15	1:46.536	1:45.736
2	89 ST s Christian PALOMARE	AUTO ARROYO PASTRANA RACING TE	YAMAHA	DUNLOP	27	10	12	1:45.802	13	15	1:46.569	1:45.802
3	82 ST Elena ROSELL	KAWASAKI PALMETO PL RACING TEA	KAWASAK	MICHELI	22	7	10	1:46.217	12	12	1:46.104	1:46.104
4	76 OP Diego PEREZ	MDR COMPETICION	YAMAHA		24	7	9	1:46.134	4	15	1:48.429	1:46.134
5	39 ST s Borja QUERO	SAG TEAM - M.A.MOTOSPORT	YAMAHA	DUNLOP	26	10	12	1:46.693	14	14	1:47.136	1:46.693
6	74 ST Ferran CASAS	TEAM TORRENTÓ	YAMAHA	DUNLOP	29	9	13	1:46.755	9	16	1:46.738	1:46.738
7	33 ST Antonio J ALARCOS	TACK BASOLI	KAWASAK	MICHELI	26	11	11	1:46.876	15	15	1:47.810	1:46.876
8	27 ST s Juan Antº BELLVER	BORJA SPORT TEAM	KAWASAK	MICHELI	25	8	12	1:47.759	10	13	1:47.076	1:47.076
9	79 ST Aitor GARCIA	DOSANMOTOR PRO RACING	YAMAHA	MICHELI	20	9	11	1:47.098	9	9	1:48.749	1:47.098
10	94 OP Corantin PEROLARI	MRS	YAMAHA	DUNLOP	24	10	11	1:47.405	6	13	1:47.501	1:47.405
11	43 OP mJorge ARROYO	AUTO ARROYO PASTRANA RACING TE	YAMAHA	DUNLOP	25	2	11	1:48.202	10	14	1:47.450	1:47.450
12	85 ST s Pedro N ROMERO	TEAM TARGET / FMP / UNIXIRA	YAMAHA	PIRELLI	28	10	11	1:47.653	4	17	1:48.378	1:47.653
13	57 ST Sergio D PASTRANA	AUTO ARROYO PASTRANA RACING TE	YAMAHA	DUNLOP	26	11	12	1:47.773	10	14	1:48.064	1:47.773
14	71 ST s Miquel PONS	TEAM NOBBY H43	KAWASAK		29	13	13	1:47.931	6	16	1:48.084	1:47.931
15	91 ST Aleix AULESTIA	TEAM TORRENTÓ	YAMAHA	DUNLOP	26	10	12	1:47.941	7	14	1:49.033	1:47.941
16	67 ST s Roman FISCHER	PINAMOTO RS	KAWASAK	PIRELLI	26	13	13	1:48.594	8	13	1:48.082	1:48.082
17	23 ST s Loic ARBEL	TEAM MRS	YAMAHA	PIRELLI	26	10	12	1:48.996	11	14	1:48.194	1:48.194
18	44 OP Daniel TORREÑO	TARGO BANK-PPRT SPEED MOTOS	HONDA	DUNLOP	26	11	11	1:48.196	9	15	1:49.668	1:48.196
19	97 ST s Alexandre SIREROL	MSTEAM	KAWASAK	BRIDGES	26	12	12	1:48.332	14	14	1:48.310	1:48.310
20	16 ST s Oier CASCANTE	AMRCOMPETICION	KAWASAK	PIRELLI	24	4	12	1:48.330	8	12	1:49.352	1:48.330
21	7 ST s Adrian MENCHEN	SAG TEAM - M.A.MOTOSPORT	YAMAHA	PIRELLI	26	7	11	1:51.571	7	15	1:48.472	1:48.472
22	69 ST s Hugo ABADIE	AUTO ARROYO PASTRANA RACING TE	YAMAHA	DUNLOP	26	9	12	1:48.646	7	14	1:49.053	1:48.646
23	18 ST s Alejandro CANOVAS	CRT	YAMAHA	DUNLOP	26	12	12	1:48.756	8	14	1:49.062	1:48.756
24	10 ST s Santiago MANGAS	DMT	YAMAHA		21	2	8	1:50.734	5	13	1:49.057	1:49.057
25	12 OP Rogelio LORENTE	TST RACING	HONDA	BRIDGES	26	5	11	1:49.501	4	15	1:49.904	1:49.501
26	95 OP Miguel GARCIA	JGC TEAM	YAMAHA	DUNLOP	25	8	11	1:49.927	14	14	1:49.570	1:49.570
27	64 ST s Amaury JAKAB	JEG RACING	YAMAHA	PIRELLI	25	9	11	1:49.576	12	14	1:50.329	1:49.576
28	14 ST Didac LOPEZ	AUTO ARROYO PASTRANA RACING TE	YAMAHA	DUNLOP	27	11	13	1:50.359	14	14	1:49.599	1:49.599
29	68 OP Fernando MIRON	TECNIBIKER MOTOSPORT		DUNLOP	22	10	10	1:49.795	7	12	1:50.470	1:49.795
30	96 ST s Georg HOLTER-HOVI	TEAM NOBBY H43 BLUMAQ	KAWASAK		30	10	14	1:50.005	16	16	1:49.876	1:49.876
31	48 OP Jose D GUZMAN	EMA COMPETICION	YAMAHA	PIRELLI	23	4	10	1:50.636	6	13	1:49.937	1:49.937
32	65 OP Carlos GARCIA	TEAM ITV OCAÑA.PIT-LINE	YAMAHA		24	11	11	1:49.956	4	13	1:50.310	1:49.956
33	62 ST Francisco J HIDALGO	HIDALVA TEAM	KAWASAK	MICHELI	19	3	12	1:50.063	7	7	1:50.139	1:50.063
34	13 OP Cristobal TEJERO	TEAM TEJERO	HONDA		21	7	9	1:51.847	12	12	1:50.174	1:50.174
35	11 OP Iker CARRERA	PINAMOTO RS	KAWASAK	DUNLOP	27	12	12	1:51.457	12	15	1:50.412	1:50.412
36	86 ST s Daniel CALDERON	FAU55RACING	YAMAHA	DUNLOP	25	11	12	1:51.296	11	13	1:50.494	1:50.494
37	19 ST s Paul DUFOUR	JEG RACING	YAMAHA	PIRELLI	17	5	5	2:04.549	11	12	1:50.817	1:50.817
38	20 ST s Adrian CHAVES	TECNIMOTOR ANTEQUERA	YAMAHA		28	11	13	1:51.231	6	15	1:50.911	1:50.911
39	17 OP Alex SANTOS	TEAM COSTA	YAMAHA		25	5	10	1:52.078	7	15	1:51.311	1:51.311
40	46 OP Francisca RUIZ	CHAMPI WOMEN RACING TEAM	YAMAHA	BRIDGES	21	11	11	1:52.298	10	10	1:53.410	1:52.298
41	88 OP Juan Luis ORTIZ	SRTEAM	YAMAHA	DUNLOP	20	8	9	1:52.914	3	11	1:53.250	1:52.914
42	30 OP Manuel J ALONSO	MDR COMPETICION	YAMAHA	PIRELLI	25	12	12	1:55.896	11	13	1:55.066	1:55.066
43	70 OP mLuis A HERNANDEZ	ESCUDERIA MOTOCARLOS CACERES	YAMAHA	PIRELLI	23	9	10	1:55.930	6	13	1:55.793	1:55.793
44	75 OP Josue MORENO	TEAM DMT	YAMAHA	MICHELI	23	7	10	1:57.531	13	13	1:57.444	1:57.444
45	81 ST Pau TORTOSA	MOMN	YAMAHA	MICHELI	1	1	1	2:03.620	0	0	----	2:03.620

CIRCUITO DE JEREZ, 14 DE MAYO DE 2016

<p>LOS COMISARIOS DEPORTIVOS</p> <p>Hora:</p>	<p>EL DIRECTOR DE CARRERA</p> <p>Hora:</p>	<p>EL JEFE DE CRONOMETRAJE</p> <p>RESULTADOS PUBLICADOS A LAS 15:26 HORAS</p>
--	---	--

info@crono-jerez.com

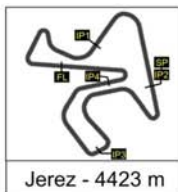
Pág 1 de 1

www.crono-jerez.com



LaLiga con el Deporte Español





Superstock / Open 600 CARRERA PARRILLA DE SALIDA PROVISIONAL



1	1 37 ST s Augusto FERNAND 1:45.736	2 89 ST s Christian PALOMAR 1:45.802	3 82 ST Elena ROSELL 1:46.104
2	4 76 OP Diego PEREZ 1:46.134	5 39 ST s Borja QUERO 1:46.693	6 74 ST Ferran CASAS 1:46.738
3	7 33 ST Antonio J ALARCOS 1:46.876	8 27 ST s Juan Antº BELLVER 1:47.076	9 79 ST Aitor GARCIA 1:47.098
4	10 94 OP Corantin PEROLARI 1:47.405	11 43 OP mJorge ARROYO 1:47.450	12 85 ST s Pedro N ROMERO 1:47.653
5	13 57 ST Sergio D PASTRAN 1:47.773	14 71 ST s Miquel PONS 1:47.931	15 91 ST Aleix AULESTIA 1:47.941
6	16 67 ST s Roman FISCHER 1:48.082	17 23 ST s Loic ARBEL 1:48.194	18 44 OP Daniel TORREÑO 1:48.196
7	19 97 ST s Alexandre SIREROL 1:48.310	20 16 ST s Oier CASCANTE 1:48.330	21 7 ST s Adrian MENCHEN 1:48.472
8	22 69 ST s Hugo ABADIE 1:48.646	23 18 ST s Alejandro CANOVA 1:48.756	24 10 ST s Santiago MANGAS 1:49.057
9	25 12 OP Rogelio LORENTE 1:49.501	26 95 OP Miguel GARCIA 1:49.570	27 64 ST s Amaury JAKAB 1:49.576
10	28 14 ST Didac LOPEZ 1:49.599	29 68 OP Fernando MIRON 1:49.795	30 96 ST s Georg HOLTER-HO 1:49.876



LaLiga con el Deporte Español

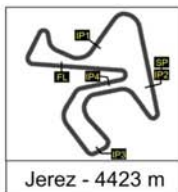


MICHELIN



BRIDGESTONE





Superstock / Open 600 CARRERA

PARRILLA DE SALIDA PROVISIONAL

11	OP	³¹ 48 Jose D GUZMAN 1:49.937	OP	³² 65 Carlos GARCIA 1:49.956	ST	³³ 62 Francisco J HIDALG 1:50.063
	12	OP	³⁴ 13 Cristobal TEJERO 1:50.174	OP	³⁵ 11 Iker CARRERA 1:50.412	ST s
13		ST s	³⁷ 19 Paul DUFOUR 1:50.817	ST s	³⁸ 20 Adrian CHAVES 1:50.911	OP
	14	OP	⁴⁰ 46 Francisca RUIZ 1:52.298	OP	⁴¹ 88 Juan Luis ORTIZ 1:52.914	OP
15		OP	⁴³ 70 mLuis A HERNANDE 1:55.793	OP	⁴⁴ 75 Josue MORENO 1:57.444	

LOS COMISARIOS DEPORTIVOS

EL JEFE DE CRONOMETRAJE

