

6

CIRCUITO DE JEREZ - FORMULA V8 3.5 Monday, December 5th 2016 - PM SESSION

RESULTS

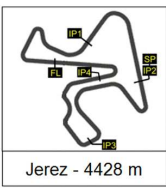
CONDICIONES ATMOSFERICAS: **Nublado**

ESTADO DE LA PISTA: **Húmeda / Seca**

Ord. #	Piloto	Licencia	Club	Marca	NV	VR	Tiempo	Gap	Intv	Promedio
1	21	Damiano FIORAVANTI	ITA RP MOTORSPORT	FV8 3.5	24	24	1:28.607	----	----	179,7
2	15 R	Harrison SCOTT	GBR AVF	FV8 3.5	28	25	1:28.846	0.239	0.239	179,2
3	3	René BINDER	AUT LOTUS	FV8 3.5	36	35	1:28.924	0.317	0.078	179,1
4	4 R	Max DEFOURNY	BEL LOTUS	FV8 3.5	28	28	1:28.949	0.342	0.025	179,0
5	22 R	Steijn SCHOTHORST	NED RP MOTORSPORT	FV8 3.5	34	26	1:28.996	0.389	0.047	178,9
6	26	Konstantin TERESCHENKO	RUS TEO MARTIN MOTORSPOR	FV8 3.5	34	33	1:29.000	0.393	0.004	178,9
7	16	Beitske VISSER	NED AVF	FV8 3.5	32	26	1:29.318	0.711	0.318	178,3
8	1	Alfonso CELIS Jr	MEX FORTEC MOTORSPORTS	FV8 3.5	29	24	1:29.749	1.142	0.431	177,4
9	25	Kevin JÖRG	SWI TEO MARTIN MOTORSPOR	FV8 3.5	40	31	1:29.816	1.209	0.067	177,3
10	2 R	Dorian BOCCOLACCI	FRA FORTEC MOTORSPORTS	FV8 3.5	30	19	1:30.125	1.518	0.309	176,7
11	8 R	Diego MENCHACA	MEX ARDEN MOTORSPORTS	FV8 3.5	23	23	1:30.489	1.882	0.364	176,0
12	7	Yu KANAMARU	JPN ARDEN MOTORSPORTS	FV8 3.5	20	17	1:30.603	1.996	0.114	175,7
13	20	Facu REGALIA	ARG DURANGO RACING TEAM	FV8 3.5	30	27	1:30.846	2.239	0.243	175,3

CIRCUITO DE JEREZ, 5 de DICIEMBRE de 2016

Hora:	Hora:	RESULTADOS PUBLICADOS A LAS 17:40 HORAS
-------	-------	---



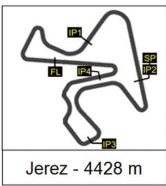
7

CIRCUITO DE JEREZ - FORMULA V8 3.5
Monday, December 5th 2016 - PM SESSION
TWO SESSIONS COMBINED RESULTS

Ord. #	Piloto	Club	Marca	Neum	NVT	Sesion 1			Sesion 2			Mejor Tiempo
						VR	NV	Tiempo	VR	NV	Tiempo	
1	21	Damiano FIORAVANTI	RP MOTORSPORT	FV8 3.5	55	31	31	1:33.224	24	24	1:28.607	1:28.607
2	15 R	Harrison SCOTT	AVF	FV8 3.5	67	39	39	1:32.074	25	28	1:28.846	1:28.846
3	3	René BINDER	LOTUS	FV8 3.5	59	23	23	1:41.041	35	36	1:28.924	1:28.924
4	4 R	Max DEFOURNY	LOTUS	FV8 3.5	53	25	25	1:32.720	28	28	1:28.949	1:28.949
5	22 R	Steijn SCHOTHORST	RP MOTORSPORT	FV8 3.5	68	34	34	1:31.847	26	34	1:28.996	1:28.996
6	26	Konstantin TERESCHEN	TEO MARTIN MOTORSPORT	FV8 3.5	67	31	33	1:33.667	33	34	1:29.000	1:29.000
7	16	Beitske VISSER	AVF	FV8 3.5	64	32	32	1:32.596	26	32	1:29.318	1:29.318
8	1	Alfonso CELIS Jr	FORTEC MOTORSPORTS	FV8 3.5	63	34	34	1:31.380	24	29	1:29.749	1:29.749
9	25	Kevin JÖRG	TEO MARTIN MOTORSPORT	FV8 3.5	40	0	0	----	31	40	1:29.816	1:29.816
10	2 R	Dorian BOCCOLACCI	FORTEC MOTORSPORTS	FV8 3.5	62	31	32	1:32.028	19	30	1:30.125	1:30.125
11	8 R	Diego MENCHACA	ARDEN MOTORSPORTS	FV8 3.5	49	26	26	1:35.841	23	23	1:30.489	1:30.489
12	7	Yu KANAMARU	ARDEN MOTORSPORTS	FV8 3.5	33	12	13	1:32.947	17	20	1:30.603	1:30.603
13	20	Facu REGALIA	DURANGO RACING TEAM	FV8 3.5	30	0	0	----	27	30	1:30.846	1:30.846
14	125 R	Josh BURDON	TEO MARTIN MOTORSPORT	FV8 3.5	29	29	29	1:34.872	0	0	----	1:34.872

CIRCUITO DE JEREZ, 5 de DICIEMBRE de 2016

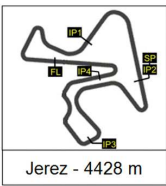
Hora:	Hora:	RESULTADOS PUBLICADOS A LAS 17:40 HORAS
-------	-------	---



CIRCUITO DE JEREZ - FORMULA V8 3.5 Monday, December 5th 2016 - PM SESSION

ANALYSIS

Número	1		2		3		4		7		8		15		
	Vta	Sector	Vuelta	Sector	Vuelta	Sector	Vuelta	Sector	Vuelta	Sector	Vuelta	Sector	Vuelta		
19	IP1	42.461	42.461	34.165	34.165	44.538	44.538	34.275	34.275	42.542	42.542	37.298	37.298	34.067	34.067
	IP2	30.954	1:13.415	23.943	58.108	27.847	1:12.385	24.547	58.822	28.198	1:10.740	25.180	1:02.478	24.067	58.134
	FL	42:02.9	PIT EXIT	32.017	1:30.125	33.513	1:45.898	50:20.8	PIT EXIT	34.055	1:44.795	40:19.6	PIT EXIT	32.271	1:30.405
20	IP1	54.086	54.086	34.229	34.229	35.016	35.016	50.553	50.553	34.383	34.383	47.562	47.562	34.184	34.184
	IP2	30.262	1:24.348	24.093	58.322	24.997	1:00.013	29.221	1:19.774	23.991	58.374	27.168	1:14.730	24.117	58.301
	FL	37.928	2:02.276	33.870	1:32.192	33.411	1:33.424	39.548	1:59.322	33.439	1:31.813	35.645	1:50.375	32.349	1:30.650
21	IP1	38.602	38.602	34.344	34.344	34.381	34.381	43.421	43.421			37.118	37.118	34.131	34.131
	IP2	26.501	1:05.103	23.865	58.209	24.057	58.438	28.541	1:11.962			27.398	1:04.516	24.020	58.151
	FL	34.726	1:39.829	32.759	1:30.968	33.006	1:31.444	39.138	1:51.100			35.168	1:39.684	44:15.1	PIT EXIT
22	IP1	34.192	34.192	34.263	34.263	34.491	34.491	33.841	33.841					55.058	55.058
	IP2	23.932	58.124	23.972	58.235	24.082	58.573	23.756	57.597					30.091	1:25.149
	FL	32.217	1:30.341	11:01.5	PIT EXIT	32.653	1:31.226	31.673	1:29.270			1:05:18	1:05:18.	37.436	2:02.585
23	IP1	33.733	33.733	53.076	53.076	34.338	34.338	33.612	33.612					38.979	38.979
	IP2	23.714	57.447	28.527	1:21.603	24.425	58.763	23.620	57.232					28.224	1:07.203
	FL	32.988	1:30.435	35.291	1:56.894	32.643	1:31.406	31.774	1:29.006			1:30.48	1:30.489	34.343	1:41.546
24	IP1	33.959	33.959	35.619	35.619	34.374	34.374	33.631	33.631					33.976	33.976
	IP2	23.721	57.680	25.157	1:00.776	24.365	58.739	23.621	57.252					23.721	57.697
	FL	32.069	1:29.749	32.901	1:33.677	32.694	1:31.433	31.978	1:29.230					31.546	1:29.243
25	IP1	33.811	33.811	34.622	34.622	34.283	34.283	33.745	33.745					33.626	33.626
	IP2	24.078	57.889	24.153	58.775	24.534	58.817	23.950	57.695					23.722	57.348
	FL	16:21.7	PIT EXIT	32.591	1:31.366	6:02.89	PIT EXIT	12:20.5	PIT EXIT					31.498	1:28.846
26	IP1	1:04.10	1:04.103	34.216	34.216	48.431	48.431	53.747	53.747					36.197	36.197
	IP2	32.994	1:37.097	23.964	58.180	27.779	1:16.210	43.969	1:37.716					26.032	1:02.229
	FL	45.171	2:22.268	32.423	1:30.603	34.908	1:51.118	2:12.80	PIT EXIT					33.311	1:35.540
27	IP1	57.380	57.380	34.192	34.192	36.276	36.276	42.937	42.937					33.760	33.760
	IP2	44.250	1:41.630	23.981	58.173	25.657	1:01.933	25.912	1:08.849					23.839	57.599
	FL	1:16.37	PIT EXIT	32.497	1:30.670	33.697	1:35.630	38.506	1:47.355					32.228	1:29.827
28	IP1	48.669	48.669	35.622	35.622	34.009	34.009	33.705	33.705					35.060	35.060
	IP2	30.197	1:18.866	25.073	1:00.695	23.914	57.923	23.632	57.337					24.657	59.717
	FL	37.111	1:55.977	13:20.4	PIT EXIT	31.811	1:29.734	31.612	1:28.949					13:37.7	PIT EXIT
29	IP1	37.929	37.929	52.664	52.664	33.858	33.858	33.375	33.375						
	IP2	25.688	1:03.617	28.851	1:21.515	23.766	57.624	23.567	56.942						
	FL	36.683	1:40.300	34.898	1:56.413	31.793	1:29.417	1:08.71							
30	IP1	36.547	36.547	38.425	38.425	33.774	33.774								
	IP2	28.349	1:04.896	25.208	1:03.633	23.881	57.655	28.399	28.399						
	FL			33.947	1:37.580	32.052	1:29.707								
31	IP1			33.822	33.822	33.864	33.864								
	IP2			23.699	57.521	23.958	57.822								
	FL			1:10.17		14:11.7	PIT EXIT								
32	IP1					57.574	57.574								
	IP2			30.133	30.133	29.177	1:26.751								
	FL					38.923	2:05.674								
33	IP1					44.119	44.119								
	IP2					31.743	1:15.862								
	FL					1:11.65	PIT EXIT								
34	IP1					42.079	42.079								
	IP2					25.997	1:08.076								
	FL					33.187	1:41.263								
35	IP1					33.721	33.721								
	IP2					23.723	57.444								
	FL					31.480	1:28.924								
36	IP1					33.576	33.576								
	IP2					23.726	57.302								
	FL					31.639	1:28.941								



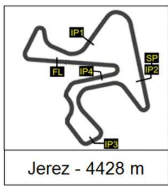
1
8

CIRCUITO DE JEREZ - FORMULA V8 3.5

Monday, December 5th 2016 - PM SESSION

ANALYSIS

Número	1		2		3		4		7		8		15	
Vta	Sector	Vuelta	Sector	Vuelta	Sector	Vuelta	Sector	Vuelta	Sector	Vuelta	Sector	Vuelta	Sector	Vuelta
37	IP1				<u>33.525</u>	<u>33.525</u>								
	IP2				27.304	1:00.829								
	FL					-----								
38	IP1													
	IP2													
	FL													
39	IP1													
	IP2													
	FL													
40	IP1													
	IP2													
	FL													

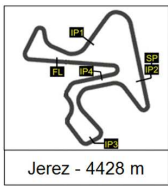


CIRCUITO DE JEREZ - FORMULA V8 3.5

Monday, December 5th 2016 - PM SESSION

ANALYSIS

Número	16		20		21		22		25		26		0	
	Vta	Sector	Vuelta	Sector	Vuelta	Sector	Vuelta	Sector	Vuelta	Sector	Vuelta	Sector	Vuelta	
19	IP1	35.153	35.153	39.158	39.158	33.950	33.950	36.756	36.756	34.730	34.730	35.086	35.086	
	IP2	24.663	59.816	28.850	1:08.008	23.746	57.696	24.932	1:01.688	24.533	59.263	24.378	59.464	
	FL	33.058	1:32.874	15:29.3	PIT EXIT	32.139	1:29.835	33.535	1:35.223	13:16.7	PIT EXIT	32.638	1:32.102	
20	IP1	34.775	34.775	52.976	52.976	34.748	34.748	34.605	34.605	49.691	49.691	34.584	34.584	
	IP2	24.498	59.273	29.680	1:22.656	24.181	58.929	24.187	58.792	26.971	1:16.662	24.177	58.761	
	FL	32.953	1:32.226	35.956	1:58.612	26:58.0	PIT EXIT	32.719	1:31.511	34.120	1:50.782	32.646	1:31.407	
21	IP1	34.606	34.606	39.250	39.250	53.665	53.665	34.480	34.480	34.574	34.574	34.352	34.352	
	IP2	24.485	59.091	27.037	1:06.287	28.485	1:22.150	24.076	58.556	24.479	59.053	23.971	58.323	
	FL	25:31.3	PIT EXIT	34.444	1:40.731	35.532	1:57.682	33.092	1:31.648	33.332	1:32.385	46.151	1:44.474	
22	IP1	51.828	51.828	34.962	34.962	44.667	44.667	34.400	34.400	34.477	34.477	50.962	50.962	
	IP2	30.045	1:21.873	24.493	59.455	31.384	1:16.051	24.149	58.549	24.481	58.958	34.082	1:25.044	
	FL	37.839	1:59.712	32.756	1:32.211	3:27.21	PIT EXIT	32.729	1:31.278	32.939	1:31.897	33:26.1	PIT EXIT	
23	IP1	39.167	39.167	34.677	34.677	41.993	41.993	34.419	34.419	34.674	34.674	1:14.12	1:14.125	
	IP2	34.311	1:13.478	24.324	59.001	25.567	1:07.560	24.032	58.451	24.598	59.272	35.307	1:49.432	
	FL	36.235	1:49.713	32.661	1:31.662	32.972	1:40.532	12:53.5	PIT EXIT	32.939	1:32.211	38.315	2:27.747	
24	IP1	34.433	34.433	44.862	44.862	33.680	33.680	53.114	53.114	34.873	34.873	42.990	42.990	
	IP2	25.524	59.957	29.221	1:14.083	23.609	57.289	28.853	1:21.967	24.689	59.562	26.885	1:09.875	
	FL	33.717	1:33.674	34.453	1:48.536	31.318	1:28.607	36.190	1:58.157	48:46.6	PIT EXIT	33.856	1:43.731	
25	IP1	33.869	33.869	41.500	41.500	37.992	37.992	36.456	36.456	48.822	48.822	34.086	34.086	
	IP2	23.807	57.676	29.551	1:11.051	24.306	1:02.298	24.536	1:00.992	28.078	1:16.900	23.854	57.940	
	FL	31.863	1:29.539	35.104	1:46.155		-----	32.559	1:33.551	36.520	1:53.420	32.035	1:29.975	
26	IP1	33.714	33.714	34.792	34.792			33.633	33.633	37.181	37.181	34.172	34.172	
	IP2	23.751	57.465	24.262	59.054			23.427	57.060	25.725	1:02.906	23.694	57.866	
	FL	31.853	1:29.318	32.602	1:31.656			31.936	1:28.996	35.222	1:38.128	32.197	1:30.063	
27	IP1	33.722	33.722	34.560	34.560			33.608	33.608	34.685	34.685	49.542	49.542	
	IP2	23.817	57.539	24.143	58.703			23.549	57.157	24.406	59.091	24.503	1:14.045	
	FL	31.903	1:29.442	32.143	1:30.846			32.176	1:29.333	33.222	1:32.313	31.984	1:46.029	
28	IP1	33.939	33.939	34.368	34.368			39.894	39.894	34.603	34.603	46.763	46.763	
	IP2	25.942	59.881	24.057	58.425			26.043	1:05.937	26.694	1:01.297	27.081	1:13.844	
	FL	15:37.1	PIT EXIT	7:33.45	PIT EXIT			34.627	1:40.564	5:37.53	PIT EXIT	33.623	1:47.467	
29	IP1	51.788	51.788	50.445	50.445			33.862	33.862	51.544	51.544	33.870	33.870	
	IP2	30.066	1:21.854	29.028	1:19.473			23.692	57.554	28.395	1:19.939	23.693	57.563	
	FL	38.692	2:00.546	34.964	1:54.437			32.141	1:29.695	36.140	1:56.079	32.281	1:29.844	
30	IP1	44.556	44.556	36.342	36.342			36.953	36.953	36.698	36.698	33.831	33.831	
	IP2	33.624	1:18.180	26.108	1:02.450			26.254	1:03.207	33.010	1:09.708	23.923	57.754	
	FL	2:14.23	PIT EXIT	34.400	1:36.850			25:54.6	PIT EXIT	35.013	1:44.721	7:46.76	PIT EXIT	
31	IP1	46.720	46.720	34.598	34.598			51.489	51.489	33.886	33.886	54.742	54.742	
	IP2	27.565	1:14.285	30.774	1:05.372			29.987	1:21.476	24.003	57.889	27.124	1:21.866	
	FL	35.285	1:49.570		-----			36.803	1:58.279	31.927	1:29.816	36.112	1:57.978	
32	IP1	36.246	36.246					46.952	46.952	33.940	33.940	35.808	35.808	
	IP2	25.329	1:01.575					37.238	1:24.190	32.187	1:06.127	24.359	1:00.167	
	FL	33.406	1:34.981					2:15.76	PIT EXIT	36.885	1:43.012	32.212	1:32.379	
33	IP1	33.855	33.855					43.777	43.777	34.131	34.131	33.673	33.673	
	IP2	23.738	57.593					27.125	1:10.902	24.066	58.197	23.669	57.342	
	FL	1:10.76						34.733	1:45.635	32.208	1:30.405	31.658	1:29.000	
34	IP1							37.112	37.112	33.954	33.954	33.731	33.731	
	IP2	32.205	32.205					25.527	1:02.639	24.024	57.978	28.513	1:02.244	
	FL		-----					33.658	1:36.297	32.285	1:30.263	36.252	1:38.496	
35	IP1							33.636	33.636	35.063	35.063	45.313	45.313	
	IP2							23.616	57.252	24.348	59.411	43.597	1:28.910	
	FL							1:15.63		10:24.2	PIT EXIT		-----	
36	IP1									57.617	57.617			
	IP2							28.110	28.110	28.205	1:25.822			
	FL								-----	36.557	2:02.379			

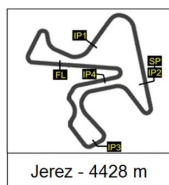


CIRCUITO DE JEREZ - FORMULA V8 3.5

Monday, December 5th 2016 - PM SESSION

ANALYSIS

Número	16		20		21		22		25		26		0	
Vta	Sector	Vuelta	Sector	Vuelta	Sector	Vuelta	Sector	Vuelta	Sector	Vuelta	Sector	Vuelta	Sector	Vuelta
37	IP1								38.276	38.276				
	IP2								25.929	1:04.205				
	FL								34.024	1:38.229				
38	IP1								40.509	40.509				
	IP2								27.721	1:08.230				
	FL								3:15.11	PIT EXIT				
39	IP1								46.349	46.349				
	IP2								26.492	1:12.841				
	FL								36.610	1:49.451				
40	IP1								34.001	34.001				
	IP2								23.935	57.936				
	FL								33.533	1:31.469				



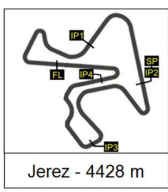
9

CIRCUITO DE JEREZ - FORMULA V8 3.5

Monday, December 5th 2016 - PM SESSION

40 BEST LAPS

Dorsal	Piloto	Nat	Prueba	Maq.	Hora	Vuelta	Tiempo
21	Damiano FIORAVANTI	ITA	Day 1 - PM Session	FV8 3.5	17:27:53	24	1:28.607
15	Harrison SCOTT	GBR	Day 1 - PM Session	FV8 3.5	17:00:59	25	1:28.846
3	René BINDER	AUT	Day 1 - PM Session	FV8 3.5	17:26:44	35	1:28.924
3	René BINDER	AUT	Day 1 - PM Session	FV8 3.5	17:28:13	36	1:28.941
4	Max DEFOURNY	BEL	Day 1 - PM Session	FV8 3.5	17:27:41	28	1:28.949
22	Steijn SCHOTHORST	NED	Day 1 - PM Session	FV8 3.5	16:46:50	26	1:28.996
26	Konstantin TERESCHENKO	RUS	Day 1 - PM Session	FV8 3.5	17:11:49	33	1:29.000
4	Max DEFOURNY	BEL	Day 1 - PM Session	FV8 3.5	17:05:46	23	1:29.006
4	Max DEFOURNY	BEL	Day 1 - PM Session	FV8 3.5	17:07:15	24	1:29.230
15	Harrison SCOTT	GBR	Day 1 - PM Session	FV8 3.5	16:59:30	24	1:29.243
4	Max DEFOURNY	BEL	Day 1 - PM Session	FV8 3.5	17:04:17	22	1:29.270
16	Beitske VISSER	NED	Day 1 - PM Session	FV8 3.5	17:00:05	26	1:29.318
22	Steijn SCHOTHORST	NED	Day 1 - PM Session	FV8 3.5	16:48:19	27	1:29.333
3	René BINDER	AUT	Day 1 - PM Session	FV8 3.5	17:02:21	29	1:29.417
16	Beitske VISSER	NED	Day 1 - PM Session	FV8 3.5	17:01:34	27	1:29.442
16	Beitske VISSER	NED	Day 1 - PM Session	FV8 3.5	16:58:36	25	1:29.539
22	Steijn SCHOTHORST	NED	Day 1 - PM Session	FV8 3.5	16:51:30	29	1:29.695
21	Damiano FIORAVANTI	ITA	Day 1 - PM Session	FV8 3.5	16:46:53	17	1:29.705
3	René BINDER	AUT	Day 1 - PM Session	FV8 3.5	17:03:51	30	1:29.707
3	René BINDER	AUT	Day 1 - PM Session	FV8 3.5	17:00:51	28	1:29.734
1	Alfonso CELIS Jr	MEX	Day 1 - PM Session	FV8 3.5	17:01:28	24	1:29.749
25	Kevin JÖRG	SWI	Day 1 - PM Session	FV8 3.5	16:59:43	31	1:29.816
15	Harrison SCOTT	GBR	Day 1 - PM Session	FV8 3.5	17:04:05	27	1:29.827
21	Damiano FIORAVANTI	ITA	Day 1 - PM Session	FV8 3.5	16:50:06	19	1:29.835
26	Konstantin TERESCHENKO	RUS	Day 1 - PM Session	FV8 3.5	16:58:05	29	1:29.844
26	Konstantin TERESCHENKO	RUS	Day 1 - PM Session	FV8 3.5	16:51:32	25	1:29.975
26	Konstantin TERESCHENKO	RUS	Day 1 - PM Session	FV8 3.5	16:53:02	26	1:30.063
21	Damiano FIORAVANTI	ITA	Day 1 - PM Session	FV8 3.5	16:45:23	16	1:30.070
2	Dorian BOCCOLACCI	FRA	Day 1 - PM Session	FV8 3.5	16:46:11	19	1:30.125
25	Kevin JÖRG	SWI	Day 1 - PM Session	FV8 3.5	17:04:27	34	1:30.263
4	Max DEFOURNY	BEL	Day 1 - PM Session	FV8 3.5	16:04:37	16	1:30.283
1	Alfonso CELIS Jr	MEX	Day 1 - PM Session	FV8 3.5	16:58:28	22	1:30.341
4	Max DEFOURNY	BEL	Day 1 - PM Session	FV8 3.5	16:06:07	17	1:30.378
4	Max DEFOURNY	BEL	Day 1 - PM Session	FV8 3.5	16:03:06	15	1:30.395
15	Harrison SCOTT	GBR	Day 1 - PM Session	FV8 3.5	16:07:33	19	1:30.405
25	Kevin JÖRG	SWI	Day 1 - PM Session	FV8 3.5	17:02:57	33	1:30.405
1	Alfonso CELIS Jr	MEX	Day 1 - PM Session	FV8 3.5	16:59:59	23	1:30.435
8	Diego MENCHACA	MEX	Day 1 - PM Session	FV8 3.5	3:32:17	23	1:30.489
1	Alfonso CELIS Jr	MEX	Day 1 - PM Session	FV8 3.5	16:09:59	18	1:30.532
7	Yu KANAMARU	JPN	Day 1 - PM Session	FV8 3.5	16:26:33	17	1:30.603



10

CIRCUITO DE JEREZ - FORMULA V8 3.5
Monday, December 5th 2016 - PM SESSION
TOP FIVE LAPS

Piloto	Nat	Equipo	Top Five Laps				
21 Damiano FIORAVANTI	ITA	RP MOTORSPORT	1:28.607	1:29.705	1:29.835	1:30.070	1:30.830
15 Harrison SCOTT	GBR	AVF	1:28.846	1:29.243	1:29.827	1:30.405	1:30.650
3 René BINDER	AUT	LOTUS	1:28.924	1:28.941	1:29.417	1:29.707	1:29.734
4 Max DEFOURNY	BEL	LOTUS	1:28.949	1:29.006	1:29.230	1:29.270	1:30.283
22 Steijn SCHOTHORST	NED	RP MOTORSPORT	1:28.996	1:29.333	1:29.695	1:31.233	1:31.235
26 Konstantin TERESCHENK	RUS	TEO MARTIN MOTORSPORT	1:29.000	1:29.844	1:29.975	1:30.063	1:31.377
16 Beitske VISSER	NED	AVF	1:29.318	1:29.442	1:29.539	1:30.873	1:30.936
1 Alfonso CELIS Jr	MEX	FORTEC MOTORSPORTS	1:29.749	1:30.341	1:30.435	1:30.532	1:30.842
25 Kevin JÖRG	SWI	TEO MARTIN MOTORSPORT	1:29.816	1:30.263	1:30.405	1:31.469	1:31.897
2 Dorian BOCCOLACCI	FRA	FORTEC MOTORSPORTS	1:30.125	1:30.603	1:30.670	1:30.761	1:30.968
8 Diego MENCHACA	MEX	ARDEN MOTORSPORTS	1:30.489	1:31.592	1:31.636	1:31.845	1:31.940
7 Yu KANAMARU	JPN	ARDEN MOTORSPORTS	1:30.603	1:30.746	1:30.985	1:31.039	1:31.297
20 Facu REGALIA	ARG	DURANGO RACING TEAM	1:30.846	1:31.656	1:31.662	1:32.211	1:33.105