

f16

FIA FORMULA 2 RACE 1 CLASSIFICATION

CONDICIONES ATMOSFERICAS: **Soleado**ESTADO DE LA PISTA: **Seca**

Ord. #	Piloto	Club	Marca	Neum NV	Tiempo	Dif	VR	Vta Ráp.
1	1	Charles LECLERC	PREMA Racing	39	1:01:31.999	----	2	1:30.242
2	9	Oliver ROWLAND	DAMS	39	1:01:32.229	0.230	22	1:29.906
3	2	Antonio FUOCO	PREMA Racing	39	1:01:32.916	0.917	37	1:30.787
4	10	Nicholas LATIFI	DAMS	39	1:01:33.235	1.236	12	1:31.054
5	6	Artem MARKELOV	RUSSIAN TIME	39	1:01:34.684	2.685	27	1:30.804
6	15	Jordan KING	MP Motorsport	39	1:01:38.743	6.744	27	1:31.220
7	5	Luca GHIOTTO	RUSSIAN TIME	39	1:01:40.016	8.017	26	1:30.675
8	12	Alex PALOU	Campos Racing	39	1:01:40.261	8.262	10	1:30.462
9	16	Nabil JEFFRI	Trident	39	1:01:46.482	14.483	14	1:31.379
10	14	Sergio SETTE CAMARA	MP Motorsport	39	1:01:48.225	16.226	11	1:30.909
11	20	Norman NATO	Pertamina Arden	39	1:01:48.255	16.256	9	1:30.626
12	8	Alexander ALBON	ART Grand Prix	39	1:01:49.121	17.122	11	1:30.621
13	3	Nyck DE VRIES	Racing Engineering	39	1:01:49.656	17.657	11	1:31.699
14	4	Gustav MALJA	Racing Engineering	39	1:01:56.854	24.855	25	1:30.627
15	19	René BINDER	Rapax	39	1:01:58.941	26.942	12	1:31.728
16	21	Sean GELAE	Pertamina Arden	38	1:01:32.320	1 Vuelta	31	1:30.036
17	18	Louis DELÉTRAZ	Rapax	38	1:01:32.365	1 Vuelta	9	1:30.450
18	7	Nobuharu MATSUSHITA	ART Grand Prix	38	1:01:35.162	1 Vuelta	3	1:31.832
19	17	Santino FERRUCCI	Trident	31	48:30.494	8 Vueltas	28	1:31.538
20	11	Ralph BOSCHUNG	Campos Racing	27	42:46.847	12 Vueltas	24	1:30.944

Vuelta rápida realizada por el piloto Nº 9.- Oliver ROWLAND en un tiempo de 1:29.906 en la vuelta 22ª.

 Provisional

 Definitiva

Circuito de Jerez, 7 DE OCTUBRE DE 2017

SPORTING STEWARDS	RACE DIRECTOR	CHIEF OF TIMEKEEPING
Hora:	Hora:	RESULTADOS PUBLICADOS A LAS 15:09 HORAS

Pág 1 de 1

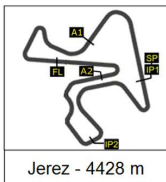
LiveTiming: live.crono-jerez.com

No part of these results/data may be reproduced, stored in a retrieval system or transmitted in any form or by any means electronic, mechanical, photocopying, recording, broadcasting or otherwise without prior permission of the copyright holder except for reproduction in local/national/international daily press and regular printed publications on sale to the public within 90 days of the event to which the results/data relate and provided that the copyright symbol appears together with the address shown below.

The F2 FIA FORMULA 2 CHAMPIONSHIP logo, FIA logo, FIA FORMULA 2 CHAMPIONSHIP, FIA FORMULA 2, FORMULA 2, F2 and related marks are trade marks of the Fédération Internationale de l'Automobile and used exclusively under licence. All rights reserved.

© 2017 Formula One World Championship Ltd, N°2 St James's Market, London, SW1Y 4AH.



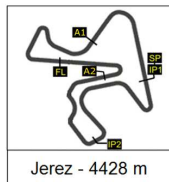


f17

FIA FORMULA 2 RACE 1 LAP BY LAP

Vuelta	1	2	3	4	5	6	7	8	9	10	11	12
1	1:31.522	1:37.394	1:34.121	1:36.901	1:31.855	1:35.581	1:33.609	1:33.498	1:32.279	1:35.666	1:37.398	1:35.532
2	1:30.242*	1:33.745	1:32.173	1:32.962	1:31.095	1:31.770	1:31.942	1:31.861	1:31.427	1:32.389	1:34.521	1:32.329
3	1:30.713	1:32.522	1:31.873	1:32.537	1:31.398	1:32.438	1:31.832*	1:31.740	1:31.104	1:32.155	1:33.931	1:32.085
4	1:30.999	1:32.373	1:32.249	1:32.462	1:31.785	1:32.163	1:32.134	1:32.197	1:31.726	1:32.204	1:33.819	1:32.180
5	1:31.077	1:32.324	1:32.486	1:31.960	1:31.748	1:32.809	1:32.544	1:32.380	1:31.659	1:32.817	1:33.420	1:32.805
6	1:31.530	1:32.569	1:32.449	1:33.171	1:31.743	1:33.303	1:32.424	1:32.103	1:31.933	1:33.197	1:32.955	1:33.256
7	1:31.339	1:32.702	1:32.664	1:33.091	1:31.897	1:32.986	1:32.515	1:32.687	1:31.882	1:32.979	1:32.863	1:34.128
8	1:31.192	1:32.768	1:32.429	1:32.761	1:32.041	1:32.697	1:32.622	1:32.759	1:31.901	1:32.479	1:32.378	PIT EXIT
9	1:31.063	1:32.979	PIT EXIT	1:32.628	1:32.691	1:33.046	1:32.996	PIT EXIT	1:32.320	1:33.091	1:32.950	1:33.992
10	1:31.344	1:32.559	1:34.103	1:32.910	1:34.090	PIT EXIT	PIT EXIT	1:33.769	1:33.778	1:32.107	1:33.066	1:30.462*
11	1:31.621	1:32.792	1:31.699*	1:32.676	PIT EXIT	1:35.012	1:34.287	1:30.621*	1:33.061	1:31.551	1:32.769	1:30.965
12	PIT EXIT	1:32.372	1:31.752	1:32.171	1:36.061	1:31.144	1:31.989	1:30.705	PIT EXIT	1:31.054*	1:32.786	1:31.642
13	1:35.130	1:32.600	1:32.591	1:32.522	1:31.738	1:31.606	1:32.516	1:31.552	1:34.038	1:31.541	1:33.140	1:32.345
14	1:30.766	1:32.291	1:32.398	1:32.811	1:31.372	1:31.178	1:32.538	1:31.426	1:30.301	1:31.699	1:32.921	1:32.547
15	1:31.281	1:33.699	1:32.389	1:33.508	1:31.118	1:31.645	1:32.280	1:32.375	1:31.229	1:32.089	1:33.441	1:32.542
16	1:31.159	1:32.615	1:32.498	1:34.077	1:31.523	1:31.169	1:32.631	1:32.408	1:31.013	1:32.382	1:35.178	1:32.526
17	1:31.757	1:32.493	1:32.243	1:33.202	1:31.726	1:31.407	1:31.978	1:31.865	1:30.729	1:32.380	1:34.078	1:32.248
18	1:31.753	1:32.672	1:32.237	1:33.513	1:31.584	1:31.689	1:32.256	1:32.162	1:30.616	1:33.117	1:33.678	1:32.291
19	1:31.199	1:34.704	1:32.471	1:34.140	1:31.284	1:32.328	1:32.611	1:31.993	1:32.036	1:33.693	1:33.866	1:32.572
20	1:32.154	1:34.112	1:33.171	1:34.156	1:31.553	1:32.006	1:32.532	1:32.922	1:31.553	1:34.652	1:37.421	1:33.148
21	1:31.343	1:33.794	1:32.395	PIT EXIT	1:31.968	1:32.284	1:32.594	1:32.281	1:30.430	PIT EXIT	1:34.778	1:32.465
22	1:30.760	PIT EXIT	1:32.509	1:43.128	1:31.744	1:31.520	1:32.788	1:32.900	1:29.906*	1:36.659	PIT EXIT	1:32.677
23	1:30.349	1:37.585	1:32.695	1:31.720	1:31.298	1:31.420	1:32.684	1:33.598	1:29.970	1:31.431	1:37.499	1:33.128
24	1:30.301	1:31.872	1:32.606	1:33.838	1:31.460	1:32.629	1:32.621	1:33.604	1:30.803	1:32.006	1:30.944*	1:33.552
25	1:30.644	1:31.928	1:32.743	1:30.627*	1:30.966	1:32.108	1:32.787	1:32.578	1:30.812	1:31.277	1:32.455	1:33.238
26	1:31.287	1:31.945	1:32.740	1:31.447	1:30.675*	1:31.073	1:32.770	1:33.155	1:30.483	1:31.911	1:33.767	1:34.443
27	1:30.572	1:32.451	1:33.220	1:31.723	1:31.174	1:30.804*	1:33.379	1:33.195	1:30.341	1:31.809	1:35.011	1:34.100
28	1:30.587	1:31.794	1:33.451	1:32.502	1:31.283	1:31.260	1:33.648	1:33.157	1:30.388	1:31.930		1:35.598
29	1:30.566	1:31.330	1:34.498	1:33.904	1:31.607	1:30.841	1:34.456	1:34.001	1:30.536	1:33.488		1:35.714
30	1:30.792	1:31.836	1:36.393	1:32.375	1:32.016	1:33.990	1:36.407	1:33.902	1:30.547	1:31.727		PIT EXIT
31	1:31.329	1:31.657	1:36.219	1:32.528	1:32.443	1:32.468	1:36.864	1:34.230	1:30.994	1:31.768		1:36.419
32	1:31.556	1:32.057	1:33.368	1:34.036	1:32.931	1:31.196	PIT EXIT	1:34.499	1:32.218	1:32.917		1:32.156
33	1:36.672	1:44.052	1:44.890	1:37.804	1:35.717	1:48.384	1:53.382	1:49.500	1:35.609	1:47.863		1:51.369
34	2:17.681	1:43.687	1:43.218	1:41.478	1:59.450	1:44.172	2:12.676	1:43.696	2:15.663	1:37.007		1:32.008
35	2:14.686	1:47.549	1:49.692	1:44.084	2:12.821	1:50.709	1:37.085	1:53.691	2:13.841	2:01.481		1:31.086
36	1:31.682	1:34.747	1:37.075	1:38.028	1:32.920	1:35.427	1:32.765	1:37.056	1:31.997	1:32.931		1:32.068
37	1:33.292	1:30.787*	1:37.230	1:37.786	1:34.782	1:32.457	1:32.519	1:37.672	1:32.588	1:33.942		1:34.146
38	1:33.956	1:30.931	1:36.867	1:38.890	1:35.917	1:34.013	1:32.550	1:36.705	1:33.910	1:32.677		1:35.290
39	1:35.693	1:35.331	1:37.087	1:40.120	1:37.633	1:32.250		1:37.568	1:35.345	1:34.028		1:30.508

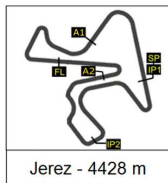
Vuelta	14	15	16	17	18	19	20	21				
1	1:33.529	1:36.560	1:38.466	1:35.752	1:36.724	1:37.817	1:34.455	1:37.577				
2	1:31.682	1:33.088	1:34.944	1:32.353	1:35.642	1:34.676	1:32.198	1:34.620				
3	1:31.527	1:32.140	1:33.824	1:32.276	1:34.132	1:34.050	1:32.122	1:33.970				
4	1:31.911	1:32.179	1:33.653	1:32.217	1:33.879	1:33.833	1:32.658	1:33.767				
5	1:32.170	1:32.233	1:34.122	1:32.693	1:34.705	1:34.807	1:32.720	1:34.446				



f17

FIA FORMULA 2 RACE 1 LAP BY LAP

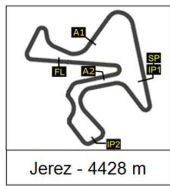
Vuelta	14	15	16	17	18	19	20	21				
6	1:32.037	1:32.953	1:34.059	1:32.848	1:33.569	1:33.982	1:33.115	1:33.926				
7	1:32.111	1:33.747	1:33.883	1:33.216	PIT EXIT	1:34.872	PIT EXIT	1:33.311				
8	1:32.587	1:32.858	1:33.191	1:32.432	1:34.861	1:33.996	1:35.030	PIT EXIT				
9	PIT EXIT	1:32.182	1:32.881	1:32.847	1:30.450*	PIT EXIT	1:30.626*	1:34.874				
10	1:34.574	1:33.600	1:33.145	1:33.483	1:31.207	1:36.874	1:31.311	1:30.694				
11	1:30.909*	1:32.436	1:33.069	1:31.911	1:31.192	1:32.575	1:31.652	1:30.550				
12	1:31.395	1:32.159	PIT EXIT	1:31.955	1:31.015	1:31.728*	1:32.234	1:31.457				
13	1:31.266	1:32.279	1:36.650	1:32.168	1:31.342	1:32.103	1:32.491	1:31.412				
14	1:31.441	1:32.346	1:31.379*	1:31.906	1:31.451	1:32.417	1:32.539	1:31.388				
15	1:31.913	1:32.182	1:31.743	1:32.506	1:31.585	1:31.814	1:32.360	1:31.542				
16	1:32.169	1:32.353	1:31.971	1:32.940	1:31.977	1:31.907	1:32.296	1:31.634				
17	1:32.157	1:33.585	1:31.878	1:33.476	1:31.346	1:32.008	1:32.014	1:32.383				
18	1:32.076	1:33.406	1:33.097	1:35.073	1:33.311	1:31.945	1:32.385	1:32.084				
19	1:32.293	1:34.394	1:32.719	1:35.986	1:33.038	1:32.174	1:32.686	1:31.879				
20	1:32.469	1:34.198	1:32.181	PIT EXIT	1:32.847	1:32.326	1:32.469	1:33.460				
21	1:32.383	1:34.109	1:32.212	1:36.244	1:32.584	1:32.858	1:32.565	1:33.645				
22	1:33.165	1:34.448	1:31.949	1:31.721	1:32.908	1:32.907	1:32.627	1:33.192				
23	1:33.940	1:34.836	1:32.309	1:31.815	1:33.529	1:33.152	1:32.709	1:33.703				
24	1:33.081	PIT EXIT	1:32.179	1:32.035	1:34.552	1:32.791	1:32.456	1:33.529				
25	1:33.002	1:37.942	1:32.302	1:32.743	1:35.125	1:33.978	1:32.940	1:34.544				
26	1:32.966	1:31.955	1:32.122	1:32.409	1:35.324	1:32.909	1:32.768	1:34.565				
27	1:33.494	1:31.220*	1:31.969	1:31.769	1:36.067	1:32.458	1:32.897	1:34.477				
28	1:33.467	1:32.169	1:32.240	1:31.538*	1:36.585	1:32.886	1:33.414	1:37.216				
29	1:33.404	1:31.701	1:31.717	1:32.283	PIT EXIT	1:35.262	1:33.794	PIT EXIT				
30	1:34.344	1:32.143	1:31.758	1:32.008	1:37.241	1:33.077	1:33.133	1:36.605				
31	1:35.308	1:31.987	1:32.071	1:32.619	1:30.893	1:32.885	1:34.674	1:30.036*				
32	1:35.392	1:32.220	1:32.575		1:33.501	1:34.026	1:34.054	1:35.699				
33	1:49.141	PIT EXIT	1:42.574		1:59.847	1:39.670	1:47.996	2:17.385				
34	1:44.113	1:38.274	1:43.215		2:12.489	1:38.952	1:44.379	2:15.543				
35	1:52.013	1:31.940	1:45.442		1:32.665	1:43.423	1:51.061	1:33.613				
36	1:35.812	1:32.658	1:36.625		1:31.272	1:38.163	1:35.487	1:33.307				
37	1:37.227	1:34.967	1:35.811		1:33.979	1:39.462	1:37.442	1:31.882				
38	1:36.840	1:32.394	1:35.737		1:35.361	1:39.182	1:38.443	1:34.873				
39	1:38.262	1:32.824	1:36.785			1:39.798	1:36.390					



f18¹

FIA FORMULA 2 RACE 1 ANALYSIS

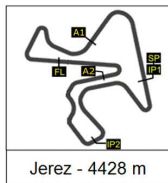
Número	1		2		3		4		5		6		7		
	Vta	Sector	Vuelta	Sector	Vuelta	Sector	Vuelta	Sector	Vuelta	Sector	Vuelta	Sector	Vuelta		
37	IP1	35.491	35.491	34.456	34.456	36.561	36.561	36.798	36.798	35.216	35.216	35.586	35.586	34.730	34.730
	IP2	25.060	1:00.551	24.062	58.518	26.361	1:02.922	26.434	1:03.232	25.945	1:01.161	24.482	1:00.068	24.922	59.652
	FL	32.741	1:33.292	32.269	1:30.787	34.308	1:37.230	34.554	1:37.786	33.621	1:34.782	32.389	1:32.457	32.867	1:32.519
38	IP1	35.524	35.524	34.611	34.611	36.378	36.378	37.223	37.223	36.128	36.128	34.815	34.815	35.552	35.552
	IP2	25.260	1:00.784	24.186	58.797	26.528	1:02.906	26.619	1:03.842	26.058	1:02.186	25.763	1:00.578	24.776	1:00.328
	FL	33.172	1:33.956	32.134	1:30.931	33.961	1:36.867	35.048	1:38.890	33.731	1:35.917	33.435	1:34.013	32.222	1:32.550
39	IP1	35.901	35.901	35.945	35.945	36.405	36.405	37.619	37.619	36.685	36.685	35.070	35.070		
	IP2	25.662	1:01.563	25.560	1:01.505	26.457	1:02.862	27.060	1:04.679	25.817	1:02.502	24.833	59.903		
	FL	34.130	1:35.693	33.826	1:35.331	34.225	1:37.087	35.441	1:40.120	35.131	1:37.633	32.347	1:32.250		-----



2
f18

FIA FORMULA 2 RACE 1 ANALYSIS

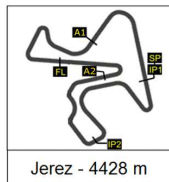
Número	8		9		10		11		12		14		15		
	Vta	Sector	Vuelta	Sector	Vuelta	Sector	Vuelta	Sector	Vuelta	Sector	Vuelta	Sector	Vuelta		
37	IP1	36.725	36.725	34.899	34.899	35.479	35.479			34.870	34.870	36.668	36.668	35.598	35.598
	IP2	26.665	1:03.390	24.991	59.890	25.269	1:00.748			25.678	1:00.548	26.029	1:02.697	25.782	1:01.380
	FL	34.282	1:37.672	32.698	1:32.588	33.194	1:33.942			33.598	1:34.146	34.530	1:37.227	33.587	1:34.967
38	IP1	36.656	36.656	35.431	35.431	36.237	36.237			35.945	35.945	36.421	36.421	36.072	36.072
	IP2	26.238	1:02.894	25.454	1:00.885	24.338	1:00.575			25.671	1:01.616	26.179	1:02.600	24.510	1:00.582
	FL	33.811	1:36.705	33.025	1:33.910	32.102	1:32.677			33.674	1:35.290	34.240	1:36.840	31.812	1:32.394
39	IP1	37.058	37.058	35.585	35.585	34.596	34.596			34.584	34.584	37.291	37.291	34.405	34.405
	IP2	26.435	1:03.493	25.891	1:01.476	25.394	59.990			24.002	58.586	26.572	1:03.863	24.873	59.278
	FL	34.075	1:37.568	33.869	1:35.345	34.038	1:34.028			31.922	1:30.508	34.399	1:38.262	33.546	1:32.824



3
f18

FIA FORMULA 2 RACE 1 ANALYSIS

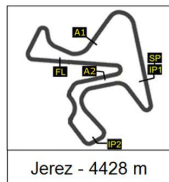
Número		16		17		18		19		20		21		0	
Vta		Sector	Vuelta	Sector	Vuelta	Sector	Vuelta	Sector	Vuelta	Sector	Vuelta	Sector	Vuelta	Sector	Vuelta
37	IP1	35.945	35.945			35.553	35.553	38.760	38.760	37.115	37.115	34.442	34.442		
	IP2	25.610	1:01.555			25.672	1:01.225	26.656	1:05.416	26.111	1:03.226	24.840	59.282		
	FL	34.256	1:35.811			32.754	1:33.979	34.046	1:39.462	34.216	1:37.442	32.600	1:31.882		
38	IP1	36.362	36.362			35.495	35.495	37.211	37.211	38.152	38.152	35.748	35.748		
	IP2	25.667	1:02.029			26.233	1:01.728	26.836	1:04.047	26.798	1:04.950	25.601	1:01.349		
	FL	33.708	1:35.737			33.633	1:35.361	35.135	1:39.182	33.493	1:38.443	33.524	1:34.873		
39	IP1	37.260	37.260					37.727	37.727	36.665	36.665				
	IP2	26.013	1:03.273					26.790	1:04.517	26.091	1:02.756				
	FL	33.512	1:36.785				-----	35.281	1:39.798	33.634	1:36.390		-----		



f19

FIA FORMULA 2 RACE 1 40 BEST LAPS

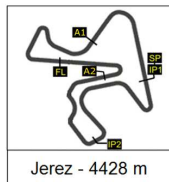
Dorsal	Piloto	Nat	Equipo	Maq.	Hora	Vuelta	Tiempo
9	Oliver ROWLAND	GBR	DAMS		14:37:19	22	1:29.906
9	Oliver ROWLAND	GBR	DAMS		14:38:49	23	1:29.970
21	Sean GELAEL	INA	Pertamina Arden		14:52:23	31	1:30.036
1	Charles LECLERC	MON	PREMA Racing		14:06:19	2	1:30.242
9	Oliver ROWLAND	GBR	DAMS		14:25:12	14	1:30.301
1	Charles LECLERC	MON	PREMA Racing		14:40:14	24	1:30.301
9	Oliver ROWLAND	GBR	DAMS		14:44:52	27	1:30.341
1	Charles LECLERC	MON	PREMA Racing		14:38:44	23	1:30.349
9	Oliver ROWLAND	GBR	DAMS		14:46:22	28	1:30.388
9	Oliver ROWLAND	GBR	DAMS		14:35:49	21	1:30.430
18	Louis DELÉTRAZ	SUI	Rapax		14:18:09	9	1:30.450
12	Alex PALOU	JPN	Campos Racing		14:19:12	10	1:30.462
9	Oliver ROWLAND	GBR	DAMS		14:43:21	26	1:30.483
12	Alex PALOU	JPN	Campos Racing		15:04:53	39	1:30.508
9	Oliver ROWLAND	GBR	DAMS		14:47:53	29	1:30.536
9	Oliver ROWLAND	GBR	DAMS		14:49:23	30	1:30.547
21	Sean GELAEL	INA	Pertamina Arden		14:20:55	11	1:30.550
1	Charles LECLERC	MON	PREMA Racing		14:47:48	29	1:30.566
1	Charles LECLERC	MON	PREMA Racing		14:44:47	27	1:30.572
1	Charles LECLERC	MON	PREMA Racing		14:46:17	28	1:30.587
9	Oliver ROWLAND	GBR	DAMS		14:31:15	18	1:30.616
8	Alexander ALBON	THA	ART Grand Prix		14:20:38	11	1:30.621
20	Norman NATO	FRA	Pertamina Arden		14:17:38	9	1:30.626
4	Gustav MALJA	SWE	Racing Engineering		14:42:43	25	1:30.627
1	Charles LECLERC	MON	PREMA Racing		14:41:45	25	1:30.644
5	Luca GHIOTTO	ITA	RUSSIAN TIME		14:43:32	26	1:30.675
21	Sean GELAEL	INA	Pertamina Arden		14:19:24	10	1:30.694
8	Alexander ALBON	THA	ART Grand Prix		14:22:08	12	1:30.705
1	Charles LECLERC	MON	PREMA Racing		14:07:49	3	1:30.713
9	Oliver ROWLAND	GBR	DAMS		14:29:45	17	1:30.729
1	Charles LECLERC	MON	PREMA Racing		14:37:13	22	1:30.760
1	Charles LECLERC	MON	PREMA Racing		14:25:02	14	1:30.766
2	Antonio FUOCO	ITA	PREMA Racing		15:01:40	37	1:30.787
1	Charles LECLERC	MON	PREMA Racing		14:49:18	30	1:30.792
9	Oliver ROWLAND	GBR	DAMS		14:40:20	24	1:30.803
6	Artem MARKELOV	RUS	RUSSIAN TIME		14:45:31	27	1:30.804
9	Oliver ROWLAND	GBR	DAMS		14:41:51	25	1:30.812
6	Artem MARKELOV	RUS	RUSSIAN TIME		14:48:33	29	1:30.841
18	Louis DELÉTRAZ	SUI	Rapax		14:52:46	31	1:30.893
14	Sergio SETTE CAMARA	BRA	MP Motorsport		14:20:37	11	1:30.909



f20

FIA FORMULA 2 RACE 1 TOP FIVE LAPS

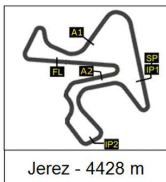
Piloto	Nat	Equipo	Top Five Laps				
9 Oliver ROWLAND	GBR	DAMS	1:29.906	1:29.970	1:30.301	1:30.341	1:30.388
21 Sean GELAEEL	INA	Pertamina Arden	1:30.036	1:30.550	1:30.694	1:31.388	1:31.412
1 Charles LECLERC	MON	PREMA Racing	1:30.242	1:30.301	1:30.349	1:30.566	1:30.572
18 Louis DELÉTRAZ	SUI	Rapax	1:30.450	1:30.893	1:31.015	1:31.192	1:31.207
12 Alex PALOU	JPN	Campos Racing	1:30.462	1:30.508	1:30.965	1:31.086	1:31.642
8 Alexander ALBON	THA	ART Grand Prix	1:30.621	1:30.705	1:31.426	1:31.552	1:31.740
20 Norman NATO	FRA	Pertamina Arden	1:30.626	1:31.311	1:31.652	1:32.014	1:32.122
4 Gustav MALJA	SWE	Racing Engineering	1:30.627	1:31.447	1:31.720	1:31.723	1:31.960
5 Luca GHIOTTO	ITA	RUSSIAN TIME	1:30.675	1:30.966	1:31.095	1:31.118	1:31.174
2 Antonio FUOCO	ITA	PREMA Racing	1:30.787	1:30.931	1:31.330	1:31.657	1:31.794
6 Artem MARKELOV	RUS	RUSSIAN TIME	1:30.804	1:30.841	1:31.073	1:31.144	1:31.169
14 Sergio SETTE CAMARA	BRA	MP Motorsport	1:30.909	1:31.266	1:31.395	1:31.441	1:31.527
11 Ralph BOSCHUNG	SUI	Campos Racing	1:30.944	1:32.378	1:32.455	1:32.769	1:32.786
10 Nicholas LATIFI	CAN	DAMS	1:31.054	1:31.277	1:31.431	1:31.541	1:31.551
15 Jordan KING	GBR	MP Motorsport	1:31.220	1:31.701	1:31.940	1:31.955	1:31.987
16 Nabil JEFFRI	MAL	Trident	1:31.379	1:31.717	1:31.743	1:31.758	1:31.878
17 Santino FERRUCCI	USA	Trident	1:31.538	1:31.721	1:31.769	1:31.815	1:31.906
3 Nyck DE VRIES	NED	Racing Engineering	1:31.699	1:31.752	1:31.873	1:32.173	1:32.237
19 René BINDER	AUT	Rapax	1:31.728	1:31.814	1:31.907	1:31.945	1:32.008
7 Nobuharu MATSUSHITA	JPN	ART Grand Prix	1:31.832	1:31.942	1:31.978	1:31.989	1:32.134



f21

FIA FORMULA 2 RACE 1 40 BEST MAX SPEED

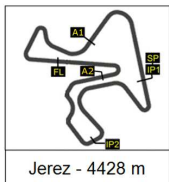
Dorsal	Piloto	Nat	Equipo	Maq.	Hora	Vuelta	Vmax
10	Nicholas LATIFI	CAN	DAMS		14:47:32	28	269,5
18	Louis DELÉTRAZ	SUI	Rapax		14:30:55	17	269,3
10	Nicholas LATIFI	CAN	DAMS		14:50:37	30	268,9
10	Nicholas LATIFI	CAN	DAMS		14:42:55	25	268,5
7	Nobuharu MATSUSHITA	JPN	ART Grand Prix		15:00:46	35	268,4
12	Alex PALOU	JPN	Campos Racing		15:02:23	37	268,2
15	Jordan KING	GBR	MP Motorsport		14:14:47	7	267,9
10	Nicholas LATIFI	CAN	DAMS		14:17:50	9	267,6
2	Antonio FUOCO	ITA	PREMA Racing		14:20:59	11	267,4
6	Artem MARKELOV	RUS	RUSSIAN TIME		14:05:28	1	267,2
12	Alex PALOU	JPN	Campos Racing		15:00:48	36	267,1
10	Nicholas LATIFI	CAN	DAMS		14:14:45	7	267,0
7	Nobuharu MATSUSHITA	JPN	ART Grand Prix		14:59:11	34	266,5
15	Jordan KING	GBR	MP Motorsport		14:17:52	9	266,4
2	Antonio FUOCO	ITA	PREMA Racing		14:14:48	7	266,3
18	Louis DELÉTRAZ	SUI	Rapax		15:03:46	37	266,3
4	Gustav MALJA	SWE	Racing Engineering		14:20:59	11	266,3
10	Nicholas LATIFI	CAN	DAMS		14:52:08	31	266,1
9	Oliver ROWLAND	GBR	DAMS		14:17:40	9	265,7
5	Luca GHIOTTO	ITA	RUSSIAN TIME		14:33:27	19	265,7
5	Luca GHIOTTO	ITA	RUSSIAN TIME		14:28:53	16	265,7
9	Oliver ROWLAND	GBR	DAMS		14:14:35	7	265,4
15	Jordan KING	GBR	MP Motorsport		15:00:47	36	265,4
17	Santino FERRUCCI	USA	Trident		14:14:45	7	265,4
2	Antonio FUOCO	ITA	PREMA Racing		14:59:010	35	265,4
2	Antonio FUOCO	ITA	PREMA Racing		14:17:54	9	265,3
12	Alex PALOU	JPN	Campos Racing		14:14:46	7	265,2
6	Artem MARKELOV	RUS	RUSSIAN TIME		14:11:38	5	265,2
6	Artem MARKELOV	RUS	RUSSIAN TIME		14:07:00	2	265,2
6	Artem MARKELOV	RUS	RUSSIAN TIME		15:02:16	37	265,2
10	Nicholas LATIFI	CAN	DAMS		15:02:16	37	265,1
15	Jordan KING	GBR	MP Motorsport		14:46:18	27	264,7
7	Nobuharu MATSUSHITA	JPN	ART Grand Prix		14:14:40	7	264,7
10	Nicholas LATIFI	CAN	DAMS		14:11:39	5	264,6
18	Louis DELÉTRAZ	SUI	Rapax		14:59:07	34	264,6
6	Artem MARKELOV	RUS	RUSSIAN TIME		14:59:11	35	264,5
17	Santino FERRUCCI	USA	Trident		14:17:51	9	264,4
5	Luca GHIOTTO	ITA	RUSSIAN TIME		14:36:31	21	264,4
15	Jordan KING	GBR	MP Motorsport		15:03:53	38	264,3
2	Antonio FUOCO	ITA	PREMA Racing		14:05:33	1	264,3



f22

FIA FORMULA 2 RACE 1 TOP FIVE MAX SPEED

Piloto	Nat	Equipo	Top Five Vmax						
10	Nicholas	LATIFI	CAN	DAMS	269,5	268,9	268,5	267,6	267,0
18	Louis	DELÉTRAZ	SUI	Rapax	269,3	266,3	264,6	262,1	262,0
7	Nobuharu	MATSUSHITA	JPN	ART Grand Prix	268,4	266,5	264,7	263,5	262,2
12	Alex	PALOU	JPN	Campos Racing	268,2	267,1	265,2	263,2	262,8
15	Jordan	KING	GBR	MP Motorsport	267,9	266,4	265,4	264,7	264,3
2	Antonio	FUOCO	ITA	PREMA Racing	267,4	266,3	265,4	265,3	264,3
6	Artem	MARKELOV	RUS	RUSSIAN TIME	267,2	265,2	265,2	265,2	264,5
4	Gustav	MALJA	SWE	Racing Engineering	266,3	262,8	262,5	262,1	261,1
5	Luca	GHIOTTO	ITA	RUSSIAN TIME	265,7	265,7	264,4	263,5	262,3
9	Oliver	ROWLAND	GBR	DAMS	265,7	265,4	264,0	263,0	262,5
17	Santino	FERRUCCI	USA	Trident	265,4	264,4	263,8	262,1	261,9
3	Nyck	DE VRIES	NED	Racing Engineering	264,1	264,1	263,8	263,0	262,6
16	Nabil	JEFFRI	MAL	Trident	264,1	262,9	262,7	261,9	261,9
19	René	BINDER	AUT	Rapax	263,2	262,1	261,9	261,6	261,5
14	Sergio	SETTE CAMARA	BRA	MP Motorsport	263,2	261,8	261,4	261,3	261,2
21	Sean	GELAEEL	INA	Pertamina Arden	262,7	262,3	262,2	260,6	260,4
8	Alexander	ALBON	THA	ART Grand Prix	262,6	261,9	261,1	260,6	260,6
11	Ralph	BOSCHUNG	SUI	Campos Racing	262,4	262,1	261,8	260,1	258,9
1	Charles	LECLERC	MON	PREMA Racing	261,5	260,7	260,5	259,9	259,7
20	Norman	NATO	FRA	Pertamina Arden	261,4	261,4	261,0	260,9	260,9



f23

FIA FORMULA 2 RACE 1 LAP CHART

Vta	1	2	3	4	5	6	7	8	9	10	11	12	13	14	15	16	17	18	19	20	21	22	23	24	25	26	27	28	29	30	31	32
0	1	5	14	8	9	6	7	10	20	3	15	12	18	17	2	4	11	16	21	19												
1	1	5	9	14	8	7	3	20	6	10	12	17	15	18	4	2	11	21	19	16												
2	1	5	9	14	8	7	3	20	6	10	12	17	15	4	2	18	11	21	19	16												
3	1	5	9	14	8	7	3	20	6	10	12	17	15	4	2	18	11	21	19	16												
4	1	5	9	14	8	7	3	20	6	10	12	17	15	4	2	18	11	21	19	16												
5	1	5	9	14	8	7	3	20	6	10	12	17	15	4	2	11	18	21	16	19												
6	1	5	9	14	8	7	3	20	6	10	12	17	15	4	2	11	18	21	16	19												
7	1	5	9	14	8	7	3	6	10	17	12	15	4	2	11	21	16	19	20	18												
8	1	5	9	14	8	7	3	6	10	17	15	4	2	11	16	19	20	12	21	18												
9	1	5	9	7	6	10	17	15	4	2	11	16	14	8	3	20	12	21	19	18												
10	1	5	9	10	17	15	4	2	11	16	14	7	8	20	3	12	21	6	19	18												
11	1	9	10	17	15	4	2	11	16	5	14	8	20	7	3	12	21	6	19	18												
12	10	17	15	4	1	2	11	9	14	8	5	20	7	3	12	21	6	16	19	18												
13	10	17	15	4	2	1	11	14	8	9	5	20	7	3	12	21	6	19	16	18												
14	10	17	15	4	2	1	11	14	8	9	5	20	7	3	12	21	6	19	16	18												
15	10	17	15	1	4	2	11	14	9	8	5	20	7	3	12	21	6	19	16	18												
16	10	17	15	1	2	4	9	14	8	11	5	20	7	3	12	21	6	19	16	18												
17	10	17	1	15	2	4	9	14	8	5	11	20	7	3	12	21	6	19	16	18												
18	10	1	17	15	2	9	4	14	8	5	11	20	7	3	12	21	6	19	16	18												
19	10	1	15	17	9	2	4	14	8	5	11	20	7	3	12	21	6	19	16	18												
20	1	10	9	15	2	4	14	5	8	20	7	3	12	11	21	17	6	19	16	18												
21	1	9	15	2	5	14	8	20	7	3	12	10	11	21	6	17	4	19	16	18												
22	1	9	5	15	14	8	20	7	3	12	10	21	6	17	2	19	16	18	4	11												
23	1	9	5	15	14	8	20	7	3	12	10	21	6	17	2	19	16	18	4	11												
24	1	9	5	14	8	20	7	3	12	10	21	6	17	15	2	19	16	4	18	11												
25	1	9	5	14	8	20	7	3	12	10	6	17	21	2	16	19	15	4	18	11												
26	1	9	5	14	8	20	7	3	10	12	6	17	21	2	16	15	19	4	18	11												
27	1	9	5	14	8	20	7	3	10	12	6	17	21	2	16	15	19	4	18	14												
28	1	9	5	14	8	20	7	3	10	6	12	17	2	16	15	21	19	4	18													
29	1	9	5	14	8	20	10	7	3	6	17	12	2	16	15	4	19	21	18 ⁻¹													
30	1	9	5	14	8	20	10	7	6	3	17	2	16	15	4	19	12	21 ⁻¹	18 ⁻¹													
31	1	9	5	8	14	10	20	6	3	7	17	2	16	15	4	19	12	21 ⁻¹	18 ⁻¹													
32	1	9	5	8	10	14	20	6	3	2	16	15	4	19	12	21 ⁻¹	18 ⁻¹	7 ⁻¹														
33	1	9	5	10	8	14	20	6	3	2	16	4	19	15	12	21 ⁻¹	18 ⁻¹	7 ⁻¹														
34	1	9	5	10	8	14	20	6	3	2	16	4	19	15	12	21 ⁻¹	18 ⁻¹	7 ⁻¹														
35	1	9	5	10	14	8	20	6	2	3	16	4	19	15	12	18 ⁻¹	21 ⁻¹	7 ⁻¹														
36	1	9	5	10	2	14	6	20	8	16	3	15	4	12	19	18 ⁻¹	21 ⁻¹	7 ⁻¹														
37	1	9	5	10	2	6	14	20	15	16	12	8	3	4	19	18 ⁻¹	21 ⁻¹	7 ⁻¹														
38	1	9	2	10	5	6	15	16	12	14	8	20	3	4	19	21 ⁻¹	18 ⁻¹	7 ⁻¹														
39	1	9	2	10	6	15	5	12	16	14	20	8	3	4	19	21	18	7														