

Jerez - 4423 m



Circuito de Jerez / 16-17 September 2017

19



EUROPEAN TALENT CUP QUALIFYING PRACTICE 2 RESULTS

CONDICIONES ATMOSFERICAS: **Soleado**ESTADO DE LA PISTA: **Seca**

Ord.	#	Piloto	Licencia	Club	Marca	NV	VR	Tiempo	Gap	Intv	VMax
1	77	Andreas PÉREZ	SPA	REALE AVINTIA ACADEMY	HONDA	15	8	1:51.397	----	----	188,4
2	12	Peetu PAAVILAINEN	FIN	H43TEAM NOBBY	HONDA	19	6	1:51.578	0.181	0.181	187,7
3	83	Meikon Yuji KAWAKAMI	BRA	PLAYSTATION LAGLISSE A	HONDA	19	12	1:51.758	0.361	0.180	192,9
4	23	Joan UVIÑA	SPA	GRUPO MACHADO-CAME	HONDA	13	12	1:51.924	0.527	0.166	191,5
5	99	Carlos TATAY	SPA	BLUMAQ HMA RACING	HONDA	16	14	1:52.051	0.654	0.127	188,4
6	55	Alex TOLEDO	SPA	CUNA DE CAMPEONES	HONDA	18	9	1:52.096	0.699	0.045	192,9
7	43	Simon JESPERSEN	DEN	TEAM JESPERSEN	HONDA	17	12	1:52.264	0.867	0.168	188,7
8	18	Manuel GONZÁLEZ	SPA	HALCOURIER RACING	HONDA	19	12	1:52.273	0.876	0.009	187,7
9	25	Eduard MELGAR	SPA	GRUPO MACHADO-CAME	HONDA	12	12	1:52.357	0.960	0.084	190,4
10	27	Alejandro DÍEZ	SPA	TEAM HONDA IMPALA	HONDA	13	13	1:52.933	1.536	0.576	187,5
11	50	Ondrej VOSTATEK	CZE	ETG RACING	HONDA	17	7	1:53.031	1.634	0.098	186,9
12	22	Stefano CRISTIN	ITA	BIERRETI	HONDA	16	16	1:53.183	1.786	0.152	186,8
13	9	Francisco GÓMEZ	SPA	TEAM LARRESPORT	HONDA	14	10	1:53.280	1.883	0.097	191,9
14	26	Miguel PARRA	SPA	BLUMAQ HMA RACING	HONDA	18	12	1:53.377	1.980	0.097	190,4
15	16	Jamie William DAVIS	GBR	FAU55 RACING	HONDA	18	3	1:53.691	2.294	0.314	188,3
16	24	Matthieu GREGORIO	FRA	BLUMAQ HMA RACING	HONDA	18	11	1:53.742	2.345	0.051	187,6
17	44	Adrián FERNÁNDEZ	SPA	TEAM STRATOS	HONDA	6	6	1:54.267	2.870	0.525	189,0
18	15	Luis Miguel VERDUGO	SPA	TEAM STRATOS	HONDA	20	11	1:54.412	3.015	0.145	189,8
19	31	Aurel NYUL-VERLAQUE	FRA	TEAM HONDA IMPALA	HONDA	18	12	1:54.555	3.158	0.143	186,3
20	36	Beatriz NEILA	SPA	TEAM STRATOS	HONDA	13	5	1:54.729	3.332	0.174	190,9
21	70	Lukas WENDEBORN	SWE	LUKASRACING	HONDA	14	3	1:55.275	3.878	0.546	187,1
22	21	Vincent FALCONE	FRA	TFC RACING	HONDA	17	14	1:55.283	3.886	0.008	186,8
23	47	Ferran HERNÁNDEZ	SPA	GRUPO MACHADO-CAME	HONDA	11	4	1:55.383	3.986	0.100	187,1
24	64	Colin VELTHUIZEN	NED	4HOLLAND RACING	HONDA	11	11	1:55.533	4.136	0.150	185,5
25	61	Iker GARCIA	SPA	REALE AVINTIA ACADEMY	HONDA	18	18	1:56.005	4.608	0.472	187,0
26	80	Victor ALONSO	SPA	42MOTORSPORT	HONDA	18	18	1:56.036	4.639	0.031	185,6
27	33	Filip RHACEK	CZE	IGAX TEAM	HONDA	20	15	1:56.441	5.044	0.405	188,4
28	40	Jose SUÁREZ	SPA	REALE AVINTIA ACADEMY	HONDA	18	16	1:57.008	5.611	0.567	187,8
29	2	Jack HART	GBR	HART RACING	HONDA	18	4	1:58.091	6.694	1.083	182,0

Tiempo Mínimo para Clasificar.- 2:02.537

Porcentaje para Clasificar: 110%

Circuito de Jerez, 16 DE SEPTIEMBRE DE 2017

SPORTING STEWARDS	CLERK OF THE COURSE	CHIEF OF TIMEKEEPING
Hora:	Hora:	RESULTADOS PUBLICADOS A LAS 13:03 HORAS

Pág 1 de 1

LiveTiming: live.crono-jerez.com



Circuito de Jerez / 16-17 September 2017

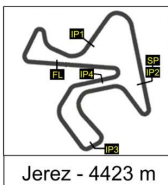


20

EUROPEAN TALENT CUP QUALIFYING PRACTICE 2 ANALYSIS

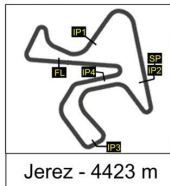
Número	2		9		12		15		16		18		21		
Vta	Sector	Vuelta	Sector	Vuelta	Sector	Vuelta	Sector	Vuelta	Sector	Vuelta	Sector	Vuelta	Sector	Vuelta	
15	IP1	34.157	34.157	23.778	23.778	22.962	22.962	23.469	23.469	23.584	23.584	23.097	23.097	24.502	24.502
	IP2	22.716	56.873	22.795	46.573	21.709	44.671	22.255	45.724	21.793	45.377	21.780	44.877	22.270	46.772
	IP3	33.199	1:30.072	32.321	1:18.894	31.636	1:16.307	32.101	1:17.825	32.347	1:17.724	31.960	1:16.837	33.346	1:20.118
	FL	38.040	2:08.112		-----	35.996	1:52.303	36.797	1:54.622	36.670	1:54.394	37.327	1:54.164	37.473	1:57.591
16	IP1	24.537	24.537			23.082	23.082	23.479	23.479	23.727	23.727	23.082	23.082	24.097	24.097
	IP2	22.676	47.213			22.386	45.468	22.156	45.635	21.937	45.664	21.771	44.853	22.048	46.145
	IP3	33.295	1:20.508			31.821	1:17.289	32.101	1:17.736	32.386	1:18.050	31.599	1:16.452	32.177	1:18.322
	FL	37.868	1:58.376			36.142	1:53.431	36.903	1:54.639	36.913	1:54.963	36.211	1:52.663	36.995	1:55.317
17	IP1	24.554	24.554			22.952	22.952	23.516	23.516	24.130	24.130	23.165	23.165	23.761	23.761
	IP2	23.157	47.711			21.694	44.646	22.154	45.670	21.753	45.883	22.121	45.286	22.230	45.991
	IP3	33.547	1:21.258			31.692	1:16.338	32.341	1:18.011	32.034	1:17.917	33.954	1:19.240	32.447	1:18.438
	FL	37.962	1:59.220			36.047	1:52.385	36.868	1:54.879	36.621	1:54.538	36.473	1:55.713	37.156	1:55.594
18	IP1	24.669	24.669			23.284	23.284	23.398	23.398	23.961	23.961	23.176	23.176		
	IP2	22.919	47.588			21.755	45.039	22.141	45.539	22.239	46.200	21.864	45.040		
	IP3	33.589	1:21.177			31.840	1:16.879	32.236	1:17.775	32.805	1:19.005	31.839	1:16.879		
	FL	38.170	1:59.347			59.428		36.820	1:54.595	36.931	1:55.936	36.399	1:53.278		-----
19	IP1							23.423	23.423			23.175	23.175		
	IP2					21.803	21.803	22.099	45.522			21.840	45.015		
	IP3					31.852	53.655	32.332	1:17.854			31.887	1:16.902		
	FL		-----			36.066	1:53.083	36.873	1:54.727		-----	36.377	1:53.279		
20	IP1							23.517	23.517						
	IP2							22.328	45.845						
	IP3							32.251	1:18.096						
	FL						-----	36.932	1:55.028				-----		





EUROPEAN TALENT CUP QUALIFYING PRACTICE 2 ANALYSIS

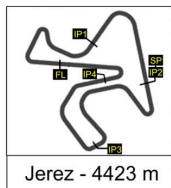
Número	22		23		24		25		26		27		31		
	Vta	Sector	Vuelta	Sector	Vuelta	Sector	Vuelta	Sector	Vuelta	Sector	Vuelta	Sector	Vuelta		
15	IP1	23.262	23.262			23.708	23.708			23.558	23.558			23.816	23.816
	IP2	21.924	45.186			22.233	45.941			22.093	45.651			22.122	45.938
	IP3	32.045	1:17.231			32.359	1:18.300			32.243	1:17.894			31.752	1:17.690
	FL	36.523	1:53.754			36.927	1:55.227			36.746	1:54.640			36.910	1:54.600
16	IP1	23.289	23.289			23.650	23.650			24.632	24.632			23.468	23.468
	IP2	21.905	45.194			22.408	46.058			22.797	47.429			22.178	45.646
	IP3	31.652	1:16.846			32.305	1:18.363			32.186	1:19.615			32.700	1:18.346
	FL	36.337	1:53.183			36.989	1:55.352			36.685	1:56.300			37.378	1:55.724
17	IP1					23.725	23.725			23.446	23.446			23.684	23.684
	IP2					22.392	46.117			21.965	45.411			22.203	45.887
	IP3					32.454	1:18.571			31.985	1:17.396			32.365	1:18.252
	FL		-----			36.900	1:55.471			36.733	1:54.129			36.918	1:55.170
18	IP1					23.734	23.734			23.436	23.436			23.658	23.658
	IP2					22.315	46.049			22.078	45.514			22.067	45.725
	IP3					32.562	1:18.611			32.105	1:17.619			32.357	1:18.082
	FL					37.735	1:56.346			36.712	1:54.331			36.945	1:55.027
19	IP1														
	IP2														
	IP3														
	FL						-----				-----				-----
20	IP1														
	IP2														
	IP3														
	FL														



EUROPEAN TALENT CUP
QUALIFYING PRACTICE 2
ANALYSIS

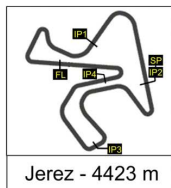
Table with columns for rider numbers (33, 36, 40, 43, 44, 47, 50) and rows for laps (1-14) and sectors. Includes lap times, best lap times, and pit exit times.





EUROPEAN TALENT CUP QUALIFYING PRACTICE 2 ANALYSIS

Número	33		36		40		43		44		47		50	
	Vta	Sector	Vuelta	Sector	Vuelta	Sector	Vuelta	Sector	Vuelta	Sector	Vuelta	Sector	Vuelta	
15	IP1	24.305	24.305			24.202	24.202	23.767	23.767			23.531	23.531	
	IP2	22.164	46.469			22.642	46.844	21.788	45.555			21.932	45.463	
	IP3	32.668	1:19.137			33.243	1:20.087	33.840	1:19.395			35.446	1:20.909	
	FL	37.304	1:56.441			38.145	1:58.232	36.407	1:55.802			36.872	1:57.781	
16	IP1	24.091	24.091			24.226	24.226	23.148	23.148			23.537	23.537	
	IP2	22.673	46.764			22.510	46.736	21.639	44.787			21.880	45.417	
	IP3	33.220	1:19.984			33.146	1:19.882	31.758	1:16.545			31.827	1:17.244	
	FL	37.708	1:57.692			37.126	1:57.008	35.831	1:52.376			36.099	1:53.343	
17	IP1	24.053	24.053			24.303	24.303	23.236	23.236			23.213	23.213	
	IP2	22.286	46.339			22.426	46.729	21.775	45.011			21.550	44.763	
	IP3	32.793	1:19.132			33.093	1:19.822	31.690	1:16.701			32.070	1:16.833	
	FL	37.570	1:56.702			38.079	1:57.901	35.761	1:52.462			36.854	1:53.687	
18	IP1	24.285	24.285			24.498	24.498							
	IP2	22.602	46.887			22.551	47.049							
	IP3	33.214	1:20.101			33.281	1:20.330							
	FL	37.545	1:57.646			37.488	1:57.818							
19	IP1	24.367	24.367											
	IP2	23.511	47.878											
	IP3	33.717	1:21.595											
	FL	38.204	1:59.799											
20	IP1	24.220	24.220											
	IP2	22.413	46.633											
	IP3	32.936	1:19.569											
	FL	37.616	1:57.185											



Circuito de Jerez / 16-17 September 2017

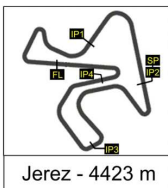


20

EUROPEAN TALENT CUP QUALIFYING PRACTICE 2 ANALYSIS

Número	55		61		64		70		77		80		83	
	Vta	Sector	Vuelta	Sector	Vuelta	Sector	Vuelta	Sector	Vuelta	Sector	Vuelta	Sector	Vuelta	
15	IP1	32.115	32.115	24.164	24.164		24.341	24.341	23.141	23.141	24.107	24.107	23.176	23.176
	IP2	22.144	54.259	22.636	46.800		22.931	47.272	21.777	44.918	22.450	46.557	21.770	44.946
	IP3	31.715	1:25.974	32.737	1:19.537		34.427	1:21.699	31.951	1:16.869	32.881	1:19.438	31.498	1:16.444
	FL	36.180	2:02.154	37.830	1:57.367			-----	36.298	1:53.167	37.408	1:56.846	36.038	1:52.482
16	IP1	23.089	23.089	23.853	23.853					23.905	23.905	23.247	23.247	
	IP2	21.843	44.932	22.323	46.176					22.400	46.305	22.197	45.444	
	IP3	31.841	1:16.773	32.836	1:19.012					32.792	1:19.097	33.908	1:19.352	
	FL	35.982	1:52.755	37.571	1:56.583					37.413	1:56.510	35.901	1:55.253	
17	IP1	23.177	23.177	23.898	23.898					24.290	24.290	23.135	23.135	
	IP2	21.936	45.113	22.270	46.168					22.476	46.766	21.490	44.625	
	IP3	31.803	1:16.916	32.663	1:18.831					32.999	1:19.765	31.487	1:16.112	
	FL	36.219	1:53.135	37.251	1:56.082					37.480	1:57.245	35.816	1:51.928	
18	IP1	23.236	23.236	23.685	23.685					23.879	23.879	23.141	23.141	
	IP2	21.827	45.063	22.303	45.988					22.300	46.179	21.678	44.819	
	IP3	31.755	1:16.818	32.657	1:18.645					32.746	1:18.925	31.538	1:16.357	
	FL	36.035	1:52.853	37.360	1:56.005					37.111	1:56.036	36.004	1:52.361	
19	IP1											23.128	23.128	
	IP2											21.588	44.716	
	IP3											31.465	1:16.181	
	FL		-----		-----							35.796	1:51.977	
20	IP1													
	IP2													
	IP3													
	FL												-----	

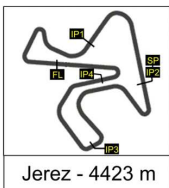




EUROPEAN TALENT CUP QUALIFYING PRACTICE 2 ANALYSIS

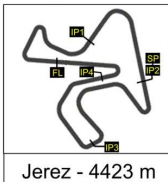
Número	99		0		0		0		0		0		0	
Vta	Sector	Vuelta	Sector	Vuelta	Sector	Vuelta	Sector	Vuelta	Sector	Vuelta	Sector	Vuelta	Sector	Vuelta
1	IP1	28.906	28.906											
	IP2	22.665	51.571											
	IP3	32.802	1:24.373											
	FL	36.791	2:01.164											
2	IP1	23.582	23.582											
	IP2	21.704	45.286											
	IP3	32.122	1:17.408											
	FL	36.329	1:53.737											
3	IP1	23.401	23.401											
	IP2	21.591	44.992											
	IP3	32.404	1:17.396											
	FL	4:11.97	PIT EXIT											
4	IP1	31.511	31.511											
	IP2	22.399	53.910											
	IP3	32.196	1:26.106											
	FL	36.532	2:02.638											
5	IP1	23.309	23.309											
	IP2	21.999	45.308											
	IP3	31.951	1:17.259											
	FL	36.384	1:53.643											
6	IP1	23.269	23.269											
	IP2	21.837	45.106											
	IP3	31.991	1:17.097											
	FL	36.288	1:53.385											
7	IP1	23.397	23.397											
	IP2	22.014	45.411											
	IP3	31.803	1:17.214											
	FL	36.077	1:53.291											
8	IP1	23.619	23.619											
	IP2	22.492	46.111											
	IP3	33.459	1:19.570											
	FL	6:25.38	PIT EXIT											
9	IP1	31.291	31.291											
	IP2	22.451	53.742											
	IP3	32.116	1:25.858											
	FL	36.186	2:02.044											
10	IP1	23.208	23.208											
	IP2	21.714	44.922											
	IP3	31.762	1:16.684											
	FL	36.097	1:52.781											
11	IP1	23.287	23.287											
	IP2	21.767	45.054											
	IP3	31.945	1:16.999											
	FL	36.158	1:53.157											
12	IP1	23.068	23.068											
	IP2	21.706	44.774											
	IP3	31.700	1:16.474											
	FL	35.923	1:52.397											
13	IP1	23.112	23.112											
	IP2	21.764	44.876											
	IP3	31.676	1:16.552											
	FL	36.246	1:52.798											
14	IP1	23.090	23.090											
	IP2	21.641	44.731											
	IP3	31.408	1:16.139											
	FL	35.912	1:52.051											





EUROPEAN TALENT CUP QUALIFYING PRACTICE 2 ANALYSIS

Número	99		0		0		0		0		0		0	
Vta	Sector	Vuelta	Sector	Vuelta	Sector	Vuelta	Sector	Vuelta	Sector	Vuelta	Sector	Vuelta	Sector	Vuelta
15	IP1	23.522	23.522											
	IP2	21.578	45.100											
	IP3	31.592	1:16.692											
	FL	36.228	1:52.920											
16	IP1	23.075	23.075											
	IP2	21.914	44.989											
	IP3	31.552	1:16.541											
	FL	35.790	1:52.331											
17	IP1													
	IP2													
	IP3													
	FL		-----											
18	IP1													
	IP2													
	IP3													
	FL													
19	IP1													
	IP2													
	IP3													
	FL													
20	IP1													
	IP2													
	IP3													
	FL													



Jerez - 4423 m



Circuito de Jerez / 16-17 September 2017



21

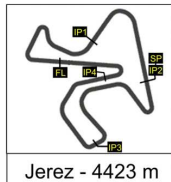
EUROPEAN TALENT CUP QUALIFYING PRACTICE 2 40 BEST LAPS

Dorsal	Piloto	Nat	Equipo	Maq.	Hora	Vuelta	Tiempo
77	Andreas PÉREZ	SPA	REALE AVINTIA ACADEMY	HONDA	12:40:33	8	1:51.397
12	Peetu PAAVILAINEN	FIN	H43TEAM NOBBY	HONDA	12:32:16	6	1:51.578
77	Andreas PÉREZ	SPA	REALE AVINTIA ACADEMY	HONDA	12:38:42	7	1:51.705
83	Meikon Yuji KAWAKAMI	BRA	PLAYSTATION LAGLISSE ACADE	HONDA	12:48:14	12	1:51.758
12	Peetu PAAVILAINEN	FIN	H43TEAM NOBBY	HONDA	12:37:53	9	1:51.844
23	Joan UVIÑA	SPA	GRUPO MACHADO-CAME	HONDA	12:56:32	12	1:51.924
83	Meikon Yuji KAWAKAMI	BRA	PLAYSTATION LAGLISSE ACADE	HONDA	12:57:44	17	1:51.928
83	Meikon Yuji KAWAKAMI	BRA	PLAYSTATION LAGLISSE ACADE	HONDA	13:01:28	19	1:51.977
99	Carlos TATAY	SPA	BLUMAQ HMA RACING	HONDA	12:56:38	14	1:52.051
55	Alex TOLEDO	SPA	CUNA DE CAMPEONES	HONDA	12:39:48	9	1:52.096
55	Alex TOLEDO	SPA	CUNA DE CAMPEONES	HONDA	12:37:56	8	1:52.133
43	Simon JESPERSEN	DEN	TEAM JESPERSEN	HONDA	12:51:04	12	1:52.264
18	Manuel GONZÁLEZ	SPA	HALCOURIER RACING	HONDA	12:48:13	12	1:52.273
43	Simon JESPERSEN	DEN	TEAM JESPERSEN	HONDA	12:54:48	14	1:52.300
12	Peetu PAAVILAINEN	FIN	H43TEAM NOBBY	HONDA	12:53:46	15	1:52.303
43	Simon JESPERSEN	DEN	TEAM JESPERSEN	HONDA	12:52:56	13	1:52.315
43	Simon JESPERSEN	DEN	TEAM JESPERSEN	HONDA	12:38:12	7	1:52.326
77	Andreas PÉREZ	SPA	REALE AVINTIA ACADEMY	HONDA	12:58:39	14	1:52.329
99	Carlos TATAY	SPA	BLUMAQ HMA RACING	HONDA	13:00:23	16	1:52.331
25	Eduard MELGAR	SPA	GRUPO MACHADO-CAME	HONDA	12:55:50	12	1:52.357
83	Meikon Yuji KAWAKAMI	BRA	PLAYSTATION LAGLISSE ACADE	HONDA	12:59:36	18	1:52.361
12	Peetu PAAVILAINEN	FIN	H43TEAM NOBBY	HONDA	12:28:32	4	1:52.364
43	Simon JESPERSEN	DEN	TEAM JESPERSEN	HONDA	12:58:37	16	1:52.376
12	Peetu PAAVILAINEN	FIN	H43TEAM NOBBY	HONDA	12:34:09	7	1:52.382
12	Peetu PAAVILAINEN	FIN	H43TEAM NOBBY	HONDA	12:57:32	17	1:52.385
12	Peetu PAAVILAINEN	FIN	H43TEAM NOBBY	HONDA	12:30:25	5	1:52.390
99	Carlos TATAY	SPA	BLUMAQ HMA RACING	HONDA	12:52:53	12	1:52.397
77	Andreas PÉREZ	SPA	REALE AVINTIA ACADEMY	HONDA	12:36:50	6	1:52.417
23	Joan UVIÑA	SPA	GRUPO MACHADO-CAME	HONDA	12:58:24	13	1:52.441
43	Simon JESPERSEN	DEN	TEAM JESPERSEN	HONDA	13:00:29	17	1:52.462
83	Meikon Yuji KAWAKAMI	BRA	PLAYSTATION LAGLISSE ACADE	HONDA	12:53:56	15	1:52.482
18	Manuel GONZÁLEZ	SPA	HALCOURIER RACING	HONDA	12:46:21	11	1:52.509
12	Peetu PAAVILAINEN	FIN	H43TEAM NOBBY	HONDA	12:36:01	8	1:52.534
12	Peetu PAAVILAINEN	FIN	H43TEAM NOBBY	HONDA	12:26:40	3	1:52.579
18	Manuel GONZÁLEZ	SPA	HALCOURIER RACING	HONDA	12:42:35	9	1:52.635
12	Peetu PAAVILAINEN	FIN	H43TEAM NOBBY	HONDA	12:51:54	14	1:52.640
18	Manuel GONZÁLEZ	SPA	HALCOURIER RACING	HONDA	12:55:51	16	1:52.663
55	Alex TOLEDO	SPA	CUNA DE CAMPEONES	HONDA	12:27:57	4	1:52.663
55	Alex TOLEDO	SPA	CUNA DE CAMPEONES	HONDA	12:50:08	13	1:52.704
55	Alex TOLEDO	SPA	CUNA DE CAMPEONES	HONDA	12:56:15	16	1:52.755

LiveTiming: live.crono-jerez.com

Pág 1 de 1





Jerez - 4423 m



Circuito de Jerez / 16-17 September 2017

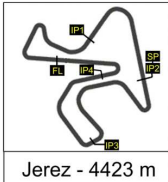


22

EUROPEAN TALENT CUP QUALIFYING PRACTICE 2 TOP FIVE LAPS

Piloto	Nat	Equipo	Top Five Laps				
77	Andreas PÉREZ	SPA REALE AVINTIA ACADEMY	1:51.397	1:51.705	1:52.329	1:52.417	1:53.167
12	Peetu PAAVILAINEN	FIN H43TEAM NOBBY	1:51.578	1:51.844	1:52.303	1:52.364	1:52.382
83	Meikon Yuji KAWAKAMI	BRA PLAYSTATION LAGLISSE ACADEM	1:51.758	1:51.928	1:51.977	1:52.361	1:52.482
23	Joan UVIÑA	SPA GRUPO MACHADO-CAME	1:51.924	1:52.441	1:53.510	1:53.944	1:54.651
99	Carlos TATAY	SPA BLUMAQ HMA RACING	1:52.051	1:52.331	1:52.397	1:52.781	1:52.798
55	Alex TOLEDO	SPA CUNA DE CAMPEONES	1:52.096	1:52.133	1:52.663	1:52.704	1:52.755
43	Simon JESPERSEN	DEN TEAM JESPERSEN	1:52.264	1:52.300	1:52.315	1:52.326	1:52.376
18	Manuel GONZÁLEZ	SPA HALCOURIER RACING	1:52.273	1:52.509	1:52.635	1:52.663	1:52.815
25	Eduard MELGAR	SPA GRUPO MACHADO-CAME	1:52.357	1:53.186	1:53.387	1:53.794	1:54.300
27	Alejandro DÍEZ	SPA TEAM HONDA IMPALA	1:52.933	1:53.053	1:53.526	1:53.551	1:53.609
50	Ondrej VOSTATEK	CZE ETG RACING	1:53.031	1:53.343	1:53.467	1:53.603	1:53.642
22	Stefano CRISTIN	ITA BIERRETI	1:53.183	1:53.679	1:53.716	1:53.754	1:53.813
9	Francisco GÓMEZ	SPA TEAM LARRESPORT	1:53.280	1:53.286	1:53.399	1:53.638	1:53.832
26	Miguel PARRA	SPA BLUMAQ HMA RACING	1:53.377	1:53.612	1:53.979	1:54.129	1:54.161
16	Jamie William DAVIS	GBR FAU55 RACING	1:53.691	1:53.958	1:54.210	1:54.288	1:54.312
24	Matthieu GREGORIO	FRA BLUMAQ HMA RACING	1:53.742	1:54.261	1:54.516	1:54.569	1:55.187
44	Adrián FERNÁNDEZ	SPA TEAM STRATOS	1:54.267	1:54.853	1:54.936	1:58.569	PIT EXIT
15	Luis Miguel VERDUGO	SPA TEAM STRATOS	1:54.412	1:54.595	1:54.622	1:54.639	1:54.727
31	Aurel NYUL-VERLAQUE	FRA TEAM HONDA IMPALA	1:54.555	1:54.600	1:54.711	1:54.741	1:54.794
36	Beatriz NEILA	SPA TEAM STRATOS	1:54.729	1:54.993	1:55.163	1:55.435	1:55.795
70	Lukas WENDEBORN	SWE LUKASRACING	1:55.275	1:55.509	1:56.134	1:56.231	1:56.402
21	Vincent FALCONE	FRA TFC RACING	1:55.283	1:55.317	1:55.594	1:55.634	1:55.826
47	Ferran HERNÁNDEZ	SPA GRUPO MACHADO-CAME	1:55.383	1:55.632	1:55.793	1:56.296	1:57.215
64	Colin VELTHUIZEN	NED 4HOLLAND RACING	1:55.533	1:56.810	1:57.124	1:57.342	1:57.407
61	Iker GARCIA	SPA REALE AVINTIA ACADEMY	1:56.005	1:56.082	1:56.410	1:56.583	1:56.631
80	Víctor ALONSO	SPA 42MOTORSPORT	1:56.036	1:56.280	1:56.298	1:56.486	1:56.510
33	Filip REHACEK	CZE IGAX TEAM	1:56.441	1:56.702	1:57.185	1:57.241	1:57.335
40	Jose SUÁREZ	SPA REALE AVINTIA ACADEMY	1:57.008	1:57.161	1:57.424	1:57.424	1:57.464
2	Jack HART	GBR HART RACING	1:58.091	1:58.240	1:58.376	1:58.441	1:58.626





Jerez - 4423 m



Circuito de Jerez / 16-17 September 2017



23

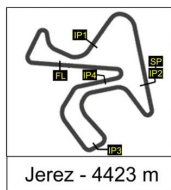
EUROPEAN TALENT CUP QUALIFYING PRACTICE 2 40 BEST MAX SPEED

Dorsal	Piloto	Nat	Equipo	Maq.	Hora	Vuelta	Vmax
55	Alex TOLEDO	SPA	CUNA DE CAMPEONES	HONDA	12:33:02	5	192,9
83	Meikon Yuji KAWAKAMI	BRA	PLAYSTATION LAGLISSE ACADE	HONDA	12:47:06	11	192,9
9	Francisco GÓMEZ	SPA	TEAM LARRESPORT	HONDA	12:23:04	1	191,9
23	Joan UVIÑA	SPA	GRUPO MACHADO-CAME	HONDA	12:53:29	10	191,5
36	Beatriz NEILA	SPA	TEAM STRATOS	HONDA	12:25:01	2	190,9
26	Miguel PARRA	SPA	BLUMAQ HMA RACING	HONDA	12:34:57	7	190,4
25	Eduard MELGAR	SPA	GRUPO MACHADO-CAME	HONDA	12:54:42	11	190,4
55	Alex TOLEDO	SPA	CUNA DE CAMPEONES	HONDA	12:38:41	8	190,2
36	Beatriz NEILA	SPA	TEAM STRATOS	HONDA	12:26:57	3	190,1
55	Alex TOLEDO	SPA	CUNA DE CAMPEONES	HONDA	12:23:02	1	190,0
15	Luis Miguel VERDUGO	SPA	TEAM STRATOS	HONDA	12:23:03	1	189,8
23	Joan UVIÑA	SPA	GRUPO MACHADO-CAME	HONDA	12:24:47	2	189,6
55	Alex TOLEDO	SPA	CUNA DE CAMPEONES	HONDA	12:49:01	12	189,6
25	Eduard MELGAR	SPA	GRUPO MACHADO-CAME	HONDA	12:52:49	10	189,3
15	Luis Miguel VERDUGO	SPA	TEAM STRATOS	HONDA	12:34:57	7	189,2
55	Alex TOLEDO	SPA	CUNA DE CAMPEONES	HONDA	12:34:55	6	189,1
44	Adrián FERNÁNDEZ	SPA	TEAM STRATOS	HONDA	12:33:00	3	189,0
25	Eduard MELGAR	SPA	GRUPO MACHADO-CAME	HONDA	12:56:37	12	188,8
43	Simon JESPERSEN	DEN	TEAM JESPERSEN	HONDA	12:55:34	14	188,7
36	Beatriz NEILA	SPA	TEAM STRATOS	HONDA	12:23:04	1	188,6
77	Andreas PÉREZ	SPA	REALE AVINTIA ACADEMY	HONDA	12:22:56	1	188,4
99	Carlos TATAY	SPA	BLUMAQ HMA RACING	HONDA	12:24:60	2	188,4
83	Meikon Yuji KAWAKAMI	BRA	PLAYSTATION LAGLISSE ACADE	HONDA	12:56:36	16	188,4
33	Filip RHACEK	CZE	IGAX TEAM	HONDA	12:23:01	1	188,4
16	Jamie William DAVIS	GBR	FAU55 RACING	HONDA	12:58:17	16	188,3
25	Eduard MELGAR	SPA	GRUPO MACHADO-CAME	HONDA	12:47:05	7	188,3
43	Simon JESPERSEN	DEN	TEAM JESPERSEN	HONDA	12:53:41	13	188,2
9	Francisco GÓMEZ	SPA	TEAM LARRESPORT	HONDA	12:21:07	0	188,1
43	Simon JESPERSEN	DEN	TEAM JESPERSEN	HONDA	12:23:02	1	187,9
83	Meikon Yuji KAWAKAMI	BRA	PLAYSTATION LAGLISSE ACADE	HONDA	12:28:58	4	187,9
77	Andreas PÉREZ	SPA	REALE AVINTIA ACADEMY	HONDA	12:51:31	10	187,8
40	Jose SUÁREZ	SPA	REALE AVINTIA ACADEMY	HONDA	12:23:03	1	187,8
12	Peetu PAAVILAINEN	FIN	H43TEAM NOBBY	HONDA	12:54:31	15	187,7
18	Manuel GONZÁLEZ	SPA	HALCOURIER RACING	HONDA	12:52:49	14	187,7
24	Matthieu GREGORIO	FRA	BLUMAQ HMA RACING	HONDA	12:49:01	11	187,6
12	Peetu PAAVILAINEN	FIN	H43TEAM NOBBY	HONDA	12:46:60	11	187,5
15	Luis Miguel VERDUGO	SPA	TEAM STRATOS	HONDA	12:36:53	8	187,5
27	Alejandro DíEZ	SPA	TEAM HONDA IMPALA	HONDA	12:59:35	12	187,5
12	Peetu PAAVILAINEN	FIN	H43TEAM NOBBY	HONDA	12:31:09	5	187,4
12	Peetu PAAVILAINEN	FIN	H43TEAM NOBBY	HONDA	12:33:01	6	187,4

LiveTiming: live.crono-jerez.com

Pág 1 de 1





Jerez - 4423 m



Circuito de Jerez / 16-17 September 2017

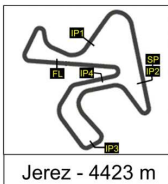


24

EUROPEAN TALENT CUP QUALIFYING PRACTICE 2 TOP FIVE MAX SPEED

Piloto	Nat	Equipo	Top Five Vmax				
55 Alex TOLEDO	SPA	CUNA DE CAMPEONES	192,9	190,2	190,0	189,6	189,1
83 Meikon Yuji KAWAKAMI	BRA	PLAYSTATION LAGLISSE ACADEM	192,9	188,4	187,9	186,7	186,4
9 Francisco GÓMEZ	SPA	TEAM LARRESPORT	191,9	188,1	186,9	186,4	185,8
23 Joan UVIÑA	SPA	GRUPO MACHADO-CAME	191,5	189,6	186,3	186,2	185,4
36 Beatriz NEILA	SPA	TEAM STRATOS	190,9	190,1	188,6	186,8	185,4
25 Eduard MELGAR	SPA	GRUPO MACHADO-CAME	190,4	189,3	188,8	188,3	187,3
26 Miguel PARRA	SPA	BLUMAQ HMA RACING	190,4	185,3	184,5	184,0	183,7
15 Luis Miguel VERDUGO	SPA	TEAM STRATOS	189,8	189,2	187,5	185,2	184,6
44 Adrián FERNÁNDEZ	SPA	TEAM STRATOS	189,0	186,4	186,3	185,2	184,5
43 Simon JESPERSEN	DEN	TEAM JESPERSEN	188,7	188,2	187,9	187,3	187,0
77 Andreas PÉREZ	SPA	REALE AVINTIA ACADEMY	188,4	187,8	186,5	185,2	184,9
33 Filip RHACEK	CZE	IGAX TEAM	188,4	186,8	186,6	186,0	185,8
99 Carlos TATAY	SPA	BLUMAQ HMA RACING	188,4	186,5	186,0	185,2	185,1
16 Jamie William DAVIS	GBR	FAU55 RACING	188,3	184,6	183,9	183,9	182,5
40 Jose SUÁREZ	SPA	REALE AVINTIA ACADEMY	187,8	186,1	185,7	185,4	185,3
12 Peetu PAAVILAINEN	FIN	H43TEAM NOBBY	187,7	187,5	187,4	187,4	187,1
18 Manuel GONZÁLEZ	SPA	HALCOURIER RACING	187,7	187,3	186,6	186,5	186,1
24 Matthieu GREGORIO	FRA	BLUMAQ HMA RACING	187,6	186,6	185,1	184,8	184,0
27 Alejandro DíEZ	SPA	TEAM HONDA IMPALA	187,5	187,3	186,7	186,1	186,0
47 Ferran HERNÁNDEZ	SPA	GRUPO MACHADO-CAME	187,1	186,7	186,3	186,0	184,2
70 Lukas WENDEBORN	SWE	LUKASRACING	187,1	186,7	186,3	184,8	184,5
61 Iker GARCIA	SPA	REALE AVINTIA ACADEMY	187,0	186,8	185,4	185,2	184,0
50 Ondrej VOSTATEK	CZE	ETG RACING	186,9	185,0	183,5	183,3	183,0
21 Vincent FALCONE	FRA	TFC RACING	186,8	186,7	186,5	185,5	182,9
22 Stefano CRISTIN	ITA	BIERRETI	186,8	185,9	185,8	185,6	185,0
31 Aurel NYUL-VERLAQUE	FRA	TEAM HONDA IMPALA	186,3	182,6	182,4	182,3	182,1
80 Víctor ALONSO	SPA	42MOTORSPORT	185,6	184,7	183,8	182,9	182,7
64 Colin VELTHUIZEN	NED	4HOLLAND RACING	185,5	185,2	182,3	182,3	182,3
2 Jack HART	GBR	HART RACING	182,0	181,1	180,9	180,9	179,9





Jerez - 4423 m



Circuito de Jerez / 16-17 September 2017

DORNA

25

EUROPEAN TALENT CUP COMBINED QUALIFYING PRACTICE RESULTS

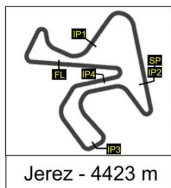
Ord. #	Piloto	Club	Marca	Neum	NVT	Sesion 1			Sesion 2			Mejor Tiempo	
						VR	NV	Tiempo	VR	NV	Tiempo		
1	77	Andreas PÉREZ	REALE AVINTIA ACADEMY	HONDA	DUNLOP	28	8	13	1:52.272	8	15	1:51.397	1:51.397
2	26	Miguel PARRA	BLUMAQ HMA RACING	HONDA	DUNLOP	35	12	17	1:51.555	12	18	1:53.377	1:51.555
3	12	Peetu PAAVILAINEN	H43TEAM NOBBY	HONDA	DUNLOP	37	13	18	1:52.049	6	19	1:51.578	1:51.578
4	9	Francisco GÓMEZ	TEAM LARRESPORT	HONDA	DUNLOP	25	6	11	1:51.608	10	14	1:53.280	1:51.608
5	83	Meikon Yuji KAWAKAMI	PLAYSTATION LAGLISSE ACADEMY	HONDA	DUNLOP	35	7	16	1:53.196	12	19	1:51.758	1:51.758
6	27	Alejandro DíEZ	TEAM HONDA IMPALA	HONDA	DUNLOP	29	15	16	1:51.763	13	13	1:52.933	1:51.763
7	18	Manuel GONZÁLEZ	HALCOURIER RACING	HONDA	DUNLOP	35	12	16	1:51.774	12	19	1:52.273	1:51.774
8	23	Joan UVIÑA	GRUPO MACHADO-CAME	HONDA	DUNLOP	26	10	13	1:52.550	12	13	1:51.924	1:51.924
9	25	Eduard MELGAR	GRUPO MACHADO-CAME	HONDA	DUNLOP	21	8	9	1:51.986	12	12	1:52.357	1:51.986
10	99	Carlos TATAY	BLUMAQ HMA RACING	HONDA	DUNLOP	32	11	16	1:52.492	14	16	1:52.051	1:52.051
11	55	Alex TOLEDO	CUNA DE CAMPEONES	HONDA	DUNLOP	35	17	17	1:52.883	9	18	1:52.096	1:52.096
12	43	Simon JESPERSEN	TEAM JESPERSEN	HONDA	DUNLOP	32	12	15	1:52.482	12	17	1:52.264	1:52.264
13	24	Matthieu GREGORIO	BLUMAQ HMA RACING	HONDA	DUNLOP	36	18	18	1:52.474	11	18	1:53.742	1:52.474
14	50	Ondrej VOSTATEK	ETG RACING	HONDA	DUNLOP	36	13	19	1:53.745	7	17	1:53.031	1:53.031
15	22	Stefano CRISTIN	BIERRETI	HONDA	DUNLOP	32	16	16	1:54.328	16	16	1:53.183	1:53.183
16	16	Jamie William DAVIS	FAU55 RACING	HONDA	DUNLOP	36	14	18	1:53.334	3	18	1:53.691	1:53.334
17	44	Adrián FERNÁNDEZ	TEAM STRATOS	HONDA	DUNLOP	24	9	18	1:53.570	6	6	1:54.267	1:53.570
18	47	Ferran HERNÁNDEZ	GRUPO MACHADO-CAME	HONDA	DUNLOP	26	4	15	1:53.613	4	11	1:55.383	1:53.613
19	15	Luis Miguel VERDUGO	TEAM STRATOS	HONDA	DUNLOP	40	15	20	1:54.381	11	20	1:54.412	1:54.381
20	31	Aurel NYUL-VERLAQUE	TEAM HONDA IMPALA	HONDA	DUNLOP	35	10	17	1:54.391	12	18	1:54.555	1:54.391
21	70	Lukas WENDEBORN	LUKASRACING	HONDA	DUNLOP	25	8	11	1:54.399	3	14	1:55.275	1:54.399
22	64	Colin VELTHUIZEN	4HOLLAND RACING	HONDA	DUNLOP	28	10	17	1:54.440	11	11	1:55.533	1:54.440
23	21	Vincent FALCONE	TFC RACING	HONDA	DUNLOP	34	16	17	1:54.499	14	17	1:55.283	1:54.499
24	36	Beatriz NEILA	TEAM STRATOS	HONDA	DUNLOP	31	15	18	1:55.096	5	13	1:54.729	1:54.729
25	61	Iker GARCIA	REALE AVINTIA ACADEMY	HONDA	DUNLOP	33	5	15	1:55.711	18	18	1:56.005	1:55.711
26	80	Víctor ALONSO	42MOTORSPORT	HONDA	DUNLOP	35	16	17	1:56.356	18	18	1:56.036	1:56.036
27	33	Filip REHACEK	IGAX TEAM	HONDA	DUNLOP	39	17	19	1:56.077	15	20	1:56.441	1:56.077
28	40	Jose SUÁREZ	REALE AVINTIA ACADEMY	HONDA	DUNLOP	23	3	5	1:59.262	16	18	1:57.008	1:57.008
29	2	Jack HART	HART RACING	HONDA	DUNLOP	35	16	17	1:57.587	4	18	1:58.091	1:57.587

Circuito de Jerez, 16 DE SEPTIEMBRE DE 2017

SPORTING STEWARDS Hora:	CLERK OF THE COURSE Hora:	CHIEF OF TIMEKEEPING RESULTADOS PUBLICADOS A LAS 13:05 HORAS
--------------------------------	----------------------------------	---

LiveTiming: live.crono-jerez.com



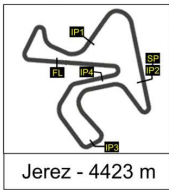


EUROPEAN TALENT CUP RACE 1 PROVISSIONAL STARTING GRID



1	1 77 Andreas PÉREZ 1:51.397	2 26 Miguel PARRA 1:51.555	3 12 Peetu PAAVILAINEN 1:51.578
2	4 9 Francisco GÓMEZ 1:51.608	5 83 Meikon Yuji KAWAKAMI 1:51.758	6 27 Alejandro DÍEZ 1:51.763
3	7 18 Manuel GONZÁLEZ 1:51.774	8 23 Joan UVIÑA 1:51.924	9 25 Eduard MELGAR 1:51.986
4	10 99 Carlos TATAY 1:52.051	11 55 Alex TOLEDO 1:52.096	12 43 Simon JESPERSEN 1:52.264
5	13 24 Matthieu GREGORIO 1:52.474	14 50 Ondrej VOSTATEK 1:53.031	15 22 Stefano CRISTIN 1:53.183
6	16 16 Jamie William DAVIS 1:53.334	17 44 Adrián FERNÁNDEZ 1:53.570	18 47 Ferran HERNÁNDEZ 1:53.613
7	19 15 Luis Miguel VERDUGO 1:54.381	20 31 Aurel NYUL-VERLAQUE 1:54.391	21 70 Lukas WENDEBORN 1:54.399
8	22 64 Colin VELTHUIZEN 1:54.440	23 21 Vincent FALCONE 1:54.499	24 36 Beatriz NEILA 1:54.729
9	25 61 Iker GARCIA 1:55.711	26 80 Víctor ALONSO 1:56.036	27 33 Filip REHACEK 1:56.077
10	28 40 Jose SUÁREZ 1:57.008	29 2 Jack HART 1:57.587	





Moto3 WORLD CHAMPIONSHIP Moto2 EUROPEAN CHAMPIONSHIP EUROPEAN **Talent CUP**

Circuito de Jerez / 16-17 September 2017

DORNA rfm

26

EUROPEAN TALENT CUP RACE 1 PROVISSIONAL STARTING GRID

SPORTING STEWARDS

CHIEF OF TIMEKEEPING

LiveTiming: live.crono-jerez.com

Pág 2 de 2

