

s8

# RACING WEEKEND - CIRCUITO DE JEREZ SUPER 7 by TOYO RESULTADOS ENTRENAMIENTOS CRONOMETRADOS 1

CONDICIONES ATMOSFERICAS: **Lluvioso**

ESTADO DE LA PISTA: **Mojada**

Ord.	#	Piloto	Licencia	Club	Marca	NV	VR	Tiempo	Gap	Intv	VMax
1	25	420R Pedro SALVADOR	POR	Speedy	CATERHAM	5	5	<b>2:14.852</b>	----	----	<b>182,1</b>
2	21	420R J J MAGALHÃES	POR	Team N	CATERHAM	6	6	<b>2:15.218</b>	0.366	0.366	<b>182,4</b>
3	34	420R Francisco VILLAR	POR	Speedy	CATERHAM	5	5	<b>2:15.509</b>	0.657	0.291	<b>186,9</b>
4	30	420R Gonçalo LOBO	POR	BCM	CATERHAM	7	7	<b>2:15.569</b>	0.717	0.060	<b>186,5</b>
5	53	420R José C PIRES	POR	Mtech	CATERHAM	5	5	<b>2:15.706</b>	0.854	0.137	<b>185,9</b>
6	333	420R Sérgio SARAIVA	POR	Nova	CATERHAM	4	4	<b>2:16.728</b>	1.876	1.022	<b>184,3</b>
7	54	420R Nuno PIRES	POR	Mtech	CATERHAM	5	5	<b>2:17.724</b>	2.872	0.996	<b>183,7</b>
8	7	420R Diogo TAVARES	POR	CRM	CATERHAM	5	5	<b>2:17.760</b>	2.908	0.036	<b>186,2</b>
9	8	420R Luís CALHEIROS	POR	CRM	CATERHAM	5	4	<b>2:19.887</b>	5.035	2.127	<b>182,7</b>
10	24	Pro Luís F OLIVEIRA	POR	CRM	CATERHAM	6	6	<b>2:20.998</b>	6.146	1.111	<b>170,5</b>
11	19	420R Duarte LISBOA	POR	Team N	CATERHAM	4	4	<b>2:21.219</b>	6.367	0.221	<b>176,8</b>
12	23	420R Diogo COSTA	POR	Team N	CATERHAM	6	5	<b>2:21.479</b>	6.627	0.260	<b>179,4</b>
13	33	420R Ricardo RAJANI	POR	Speedy	CATERHAM	4	4	<b>2:21.574</b>	6.722	0.095	<b>185,9</b>
14	27	Pro João GALVÃO	POR	BCM	CATERHAM	6	6	<b>2:22.593</b>	7.741	1.019	<b>166,2</b>
15	57	Pro Bernardo BELLO	POR	CRM	CATERHAM	4	4	<b>2:23.916</b>	9.064	1.323	<b>170,9</b>
16	81	420R Daniel GONZÁLEZ-VALLINA	POR	BCM	CATERHAM	6	6	<b>2:24.647</b>	9.795	0.731	<b>177,6</b>
17	29	420R Paulo COSTA	POR	Team N	CATERHAM	6	6	<b>2:25.197</b>	10.345	0.550	<b>177,6</b>
18	44	420R Nuno AFONSO	POR	Team N	CATERHAM	6	4	<b>2:25.319</b>	10.467	0.122	<b>179,1</b>
19	22	Pro Miguel COUCEIRO	POR	Team N	CATERHAM	4	4	<b>2:26.266</b>	11.414	0.947	<b>167,4</b>
20	18	Pro Francisco FIGUEIREDO	POR	P	CATERHAM	6	5	<b>2:27.088</b>	12.236	0.822	<b>166,9</b>
21	37	Pro Pedro LACERDA	POR	BS	CATERHAM	5	5	<b>2:28.409</b>	13.557	1.321	<b>165,9</b>
22	9	PBus Bruno MARTINS	POR	CRM	CATERHAM	4	4	<b>2:29.015</b>	14.163	0.606	<b>165,1</b>
23	77	PBus Frederico BRION	POR	BS	CATERHAM	4	4	<b>2:33.992</b>	19.140	4.977	<b>165,4</b>
24	43	PBus Fernando COSTA	POR	Team N	CATERHAM	5	4	<b>2:34.035</b>	19.183	0.043	<b>167,4</b>
25	31	PBus André MATOS	POR	BCM	CATERHAM	4	4	<b>2:35.182</b>	20.330	1.147	<b>165,1</b>

#21 laps deleted: 3 (skip chicane)

#33 laps deleted: 3 (skip chicane)

Circuito de Jerez, 14 DE SEPTIEMBRE DE 2019

LOS COMISARIOS DEPORTIVOS	EL DIRECTOR DE CARRERA	EL JEFE DE CRONOMETRAJE
Hora:	Hora:	RESULTADOS PUBLICADOS A LAS 14:29 HORAS

LiveTiming: [live.crono-jerez.com](http://live.crono-jerez.com)

Pág 1 de 1





S9

## RACING WEEKEND - CIRCUITO DE JEREZ SUPER 7 by TOYO VUELTA A VUELTA - ENTRENAMIENTOS CRONOMETRADOS 1

Vuelta	7	8	9	18	19	21	22	23	24	25	27	29
1	2:41.396	2:49.749	3:07.085	2:51.982	2:58.099	2:53.388	PIT EXIT	2:59.911	2:48.189	2:35.749	2:53.053	2:58.447
2	PIT EXIT	2:34.701	2:50.728	2:49.222	2:32.380	2:35.705	2:37.953	2:54.266	2:43.036	2:20.926	PIT EXIT	2:55.245
3	2:30.121	2:25.126	2:30.331	2:39.762	2:22.392		2:26.877	2:35.854	2:32.447	2:16.585	2:38.475	2:38.131
4	2:19.386	2:19.887*	2:29.015*	2:33.268	2:21.219*	2:19.188	2:26.266*	2:25.477	2:25.604	2:16.560	2:27.104	2:31.926
5	2:17.760*	2:19.895		2:27.088*		2:16.030		2:21.479*	2:22.329	2:14.852*	2:23.598	2:25.920
6				2:30.226		2:15.218*		2:23.734	2:20.998*		2:22.593*	2:25.197*

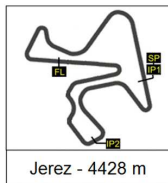
Vuelta	30	31	33	34	37	43	44	53	54	57	77	81
1	2:34.499	3:03.776	2:54.504	2:45.769	2:59.907	PIT EXIT	3:00.375	PIT EXIT	2:46.409	2:52.857	3:07.599	3:20.108
2	2:41.490	2:40.576	2:25.103	2:22.543	2:40.893	2:53.275	2:44.691	2:27.373	2:36.956	2:31.612	2:42.754	2:55.728
3	2:34.002	2:36.494		2:17.075	2:33.066	2:46.779	2:29.130	2:20.727	2:21.901	2:25.194	2:35.308	2:36.240
4	2:21.200	2:35.182*	2:21.574*	2:15.838	2:33.898	2:34.035*	2:25.319*	2:17.779	2:19.277	2:23.916*	2:33.992*	2:39.645
5	2:18.176			2:15.509*	2:28.409*	2:34.395	2:30.416	2:15.706*	2:17.724*			2:26.001
6	2:16.326						2:25.337					2:24.647*
7	2:15.569*											

Vuelta	333											
1	2:42.346											
2	PIT EXIT											
3	2:21.423											
4	2:16.728*											

LiveTiming: [live.crono-jerez.com](http://live.crono-jerez.com)

Pág 1 de 1



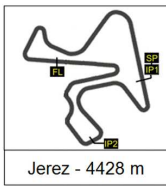


1  
s10

## RACING WEEKEND - CIRCUITO DE JEREZ SUPER 7 by TOYO ANÁLISIS - ENTRENAMIENTOS CRONOMETRADOS 1

Número	7		8		9		18		19		21		22		
	Vta	Sector	Vuelta	Sector	Vuelta	Sector	Vuelta	Sector	Vuelta	Sector	Vuelta	Sector	Vuelta		
1	IP1	1:03.34	1:03.348	1:07.70	1:07.708	1:16.39	1:16.397	1:05.67	1:05.675	1:12.56	1:12.566	1:08.59	1:08.599	1:17.31	1:17.310
	IP2	46.642	1:49.990	48.443	1:56.151	50.807	2:07.204	50.291	1:55.966	49.717	2:02.283	48.738	1:57.337	54.544	2:11.854
	FL	51.406	<b>2:41.396</b>	53.598	<b>2:49.749</b>	59.881	<b>3:07.085</b>	56.016	<b>2:51.982</b>	55.816	<b>2:58.099</b>	56.051	<b>2:53.388</b>	5:20.72	<b>PIT EXIT</b>
2	IP1			59.176	59.176	1:07.02	1:07.022	1:05.95	1:05.953	57.302	57.302	59.937	59.937	1:03.59	1:03.597
	IP2			46.009	1:45.185	47.127	1:54.149	49.206	1:55.159	44.612	1:41.914	45.813	1:45.750	44.349	1:47.946
	FL	7:03.84	<b>PIT EXIT</b>	49.516	<b>2:34.701</b>	56.579	<b>2:50.728</b>	54.063	<b>2:49.222</b>	50.466	<b>2:32.380</b>	49.955	<b>2:35.705</b>	50.007	<b>2:37.953</b>
3	IP1	1:00.55	1:00.554	55.005	55.005	57.155	57.155	1:00.15	1:00.152	54.539	54.539	54.045	54.045	55.957	55.957
	IP2	41.912	1:42.466	42.319	1:37.324	43.493	1:40.648	45.490	1:45.642	40.641	1:35.180	40.876	1:34.921	41.780	1:37.737
	FL	47.655	<b>2:30.121</b>	47.802	<b>2:25.126</b>	<b>49.683</b>	<b>2:30.331</b>	54.120	<b>2:39.762</b>	<b>47.212</b>	<b>2:22.392</b>	1:39.15		<b>49.140</b>	<b>2:26.877</b>
4	IP1	52.969	52.969	<b>52.400</b>	<b>52.400</b>	<b>55.663</b>	<b>55.663</b>	57.519	57.519	<b>53.647</b>	<b>53.647</b>			<b>55.345</b>	<b>55.345</b>
	IP2	39.555	1:32.524	40.329	<b>1:32.729</b>	<b>41.926</b>	<b>1:37.589</b>	44.215	1:41.734	<b>39.884</b>	<b>1:33.531</b>	40.023	<b>40.023</b>	<b>41.247</b>	<b>1:36.592</b>
	FL	46.862	<b>2:19.386</b>	47.158	<b>2:19.887</b>	51.426	<b>2:29.015</b>	51.534	<b>2:33.268</b>	47.688	<b>2:21.219</b>	46.691	<b>2:19.188</b>	49.674	<b>2:26.266</b>
5	IP1	<b>52.285</b>	<b>52.285</b>	52.964	52.964			56.742	56.742			<b>51.525</b>	<b>51.525</b>		
	IP2	<b>38.707</b>	<b>1:30.992</b>	<b>40.123</b>	1:33.087			41.668	1:38.410			38.541	1:30.066		
	FL	<b>46.768</b>	<b>2:17.760</b>	<b>46.808</b>	<b>2:19.895</b>			<b>48.678</b>	<b>2:27.088</b>			45.964	<b>2:16.030</b>		
6	IP1							<b>54.831</b>	<b>54.831</b>			51.561	51.561		
	IP2							<b>40.818</b>	<b>1:35.649</b>			<b>37.905</b>	1:29.466		
	FL							54.577	<b>2:30.226</b>			<b>45.752</b>	<b>2:15.218</b>		
7	IP1														
	IP2														
	FL														



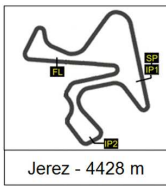


2  
s10

## RACING WEEKEND - CIRCUITO DE JEREZ SUPER 7 by TOYO ANÁLISIS - ENTRENAMIENTOS CRONOMETRADOS 1

Número	23		24		25		27		29		30		31		
	Vta	Sector	Vuelta	Sector	Vuelta	Sector	Vuelta	Sector	Vuelta	Sector	Vuelta	Sector	Vuelta		
1	IP1	1:12.18	1:12.186	1:04.23	1:04.239	1:03.48	1:03.486	1:07.29	1:07.291	1:12.33	1:12.338	57.952	57.952	1:17.04	1:17.042
	IP2	50.982	2:03.168	49.052	1:53.291	44.059	1:47.545	50.577	1:57.868	49.994	2:02.332	45.337	1:43.289	51.988	2:09.030
	FL	56.743	<b>2:59.911</b>	54.898	<b>2:48.189</b>	48.204	<b>2:35.749</b>	55.185	<b>2:53.053</b>	56.115	<b>2:58.447</b>	51.210	<b>2:34.499</b>	54.746	<b>3:03.776</b>
2	IP1	1:04.94	1:04.944	1:03.14	1:03.147	53.290	53.290	1:07.87	1:07.870	1:05.76	1:05.766	1:00.22	1:00.223	1:01.82	1:01.824
	IP2	52.255	1:57.199	46.804	1:49.951	40.820	1:34.110	52.678	2:00.548	51.608	1:57.374	47.735	1:47.958	47.311	1:49.135
	FL	57.067	<b>2:54.266</b>	53.085	<b>2:43.036</b>	46.816	<b>2:20.926</b>	2:10.86	<b>PIT EXIT</b>	57.871	<b>2:55.245</b>	53.532	<b>2:41.490</b>	51.441	<b>2:40.576</b>
3	IP1	1:01.55	1:01.551	57.807	57.807	51.887	51.887	1:03.82	1:03.820	1:01.74	1:01.742	59.187	59.187	<b>58.857</b>	<b>58.857</b>
	IP2	44.891	1:46.442	43.329	1:41.136	38.852	1:30.739	44.536	1:48.356	45.399	1:47.141	46.307	1:45.494	<b>44.607</b>	<b>1:43.464</b>
	FL	49.412	<b>2:35.854</b>	51.311	<b>2:32.447</b>	45.846	<b>2:16.585</b>	50.119	<b>2:38.475</b>	50.990	<b>2:38.131</b>	48.508	<b>2:34.002</b>	53.030	<b>2:36.494</b>
4	IP1	55.777	55.777	55.517	55.517	51.791	51.791	55.626	55.626	58.607	58.607	53.140	53.140	59.310	59.310
	IP2	41.930	1:37.707	41.460	1:36.977	38.897	1:30.688	41.887	1:37.513	43.580	1:42.187	40.466	1:33.606	44.871	1:44.181
	FL	47.770	<b>2:25.477</b>	48.627	<b>2:25.604</b>	45.872	<b>2:16.560</b>	49.591	<b>2:27.104</b>	49.739	<b>2:31.926</b>	47.594	<b>2:21.200</b>	<b>51.001</b>	<b>2:35.182</b>
5	IP1	<b>53.259</b>	<b>53.259</b>	54.045	54.045	<b>51.032</b>	<b>51.032</b>	54.925	54.925	55.643	55.643	52.775	52.775		
	IP2	40.942	1:34.201	40.098	1:34.143	<b>38.172</b>	<b>1:29.204</b>	40.778	1:35.703	<b>41.528</b>	1:37.171	39.253	1:32.028		
	FL	<b>47.278</b>	<b>2:21.479</b>	48.186	<b>2:22.329</b>	<b>45.648</b>	<b>2:14.852</b>	<b>47.895</b>	<b>2:23.598</b>	48.749	<b>2:25.920</b>	46.148	<b>2:18.176</b>		-----
6	IP1	53.539	53.539	<b>53.701</b>	<b>53.701</b>			<b>54.214</b>	<b>54.214</b>	<b>54.690</b>	<b>54.690</b>	51.697	51.697		
	IP2	<b>40.458</b>	<b>1:33.997</b>	<b>39.915</b>	<b>1:33.616</b>			<b>40.046</b>	<b>1:34.260</b>	41.827	<b>1:36.517</b>	<b>38.327</b>	1:30.024		
	FL	49.737	<b>2:23.734</b>	<b>47.382</b>	<b>2:20.998</b>		-----	48.333	<b>2:22.593</b>	<b>48.680</b>	<b>2:25.197</b>	46.302	<b>2:16.326</b>		
7	IP1											<b>51.209</b>	<b>51.209</b>		
	IP2											38.557	<b>1:29.766</b>		
	FL		-----		-----		-----		-----		-----	<b>45.803</b>	<b>2:15.569</b>		





3  
**s10**

## RACING WEEKEND - CIRCUITO DE JEREZ SUPER 7 by TOYO ANÁLISIS - ENTRENAMIENTOS CRONOMETRADOS 1

Número	33		34		37		43		44		53		54		
	Vta	Sector	Vuelta	Sector	Vuelta	Sector	Vuelta	Sector	Vuelta	Sector	Vuelta	Sector	Vuelta		
1	IP1	1:13.59	1:13.593	1:08.17	1:08.177	1:12.72	1:12.722	1:15.12	1:15.125	1:10.82	1:10.824	1:03.96	1:03.964	1:05.60	1:05.601
	IP2	49.877	2:03.470	48.359	1:56.536	49.822	2:02.544	56.984	2:12.109	50.957	2:01.781	49.994	1:53.958	47.996	1:53.597
	FL	51.034	<b>2:54.504</b>	49.233	<b>2:45.769</b>	57.363	<b>2:59.907</b>	3:37.74	<b>PIT EXIT</b>	58.594	<b>3:00.375</b>	3:09.58	<b>PIT EXIT</b>	52.812	<b>2:46.409</b>
2	IP1	55.198	55.198	53.935	53.935	1:02.64	1:02.646	1:08.96	1:08.968	1:03.84	1:03.845	56.421	56.421	1:01.63	1:01.633
	IP2	42.243	1:37.441	41.432	1:35.367	45.921	1:48.567	47.494	1:56.462	48.073	1:51.918	41.222	1:37.643	46.438	1:48.071
	FL	47.662	<b>2:25.103</b>	47.176	<b>2:22.543</b>	52.326	<b>2:40.893</b>	56.813	<b>2:53.275</b>	52.773	<b>2:44.691</b>	49.730	<b>2:27.373</b>	48.885	<b>2:36.956</b>
3	IP1	<b>54.613</b>	<b>54.613</b>	51.850	51.850	57.992	57.992	1:03.43	1:03.436	56.764	56.764	53.820	53.820	54.125	54.125
	IP2	<b>40.700</b>	1:35.313	39.245	1:31.095	44.251	1:42.243	48.693	1:52.129	43.466	1:40.230	40.188	1:34.008	40.946	1:35.071
	FL	1:42.76		45.980	<b>2:17.075</b>	50.823	<b>2:33.066</b>	54.650	<b>2:46.779</b>	48.900	<b>2:29.130</b>	46.719	<b>2:20.727</b>	46.830	<b>2:21.901</b>
4	IP1			<b>51.334</b>	<b>51.334</b>	58.374	58.374	1:00.11	1:00.110	55.232	55.232	52.682	52.682	52.765	52.765
	IP2	40.806	<b>40.806</b>	38.669	1:30.003	42.541	1:40.915	<b>43.660</b>	1:43.770	41.509	1:36.741	38.940	1:31.622	39.575	1:32.340
	FL	<b>47.631</b>	<b>2:21.574</b>	45.835	<b>2:15.838</b>	52.983	<b>2:33.898</b>	<b>50.265</b>	<b>2:34.035</b>	<b>48.578</b>	<b>2:25.319</b>	<b>46.157</b>	<b>2:17.779</b>	46.937	<b>2:19.277</b>
5	IP1			51.377	51.377	<b>56.663</b>	<b>56.663</b>	<b>58.316</b>	<b>58.316</b>	<b>53.940</b>	<b>53.940</b>	<b>51.374</b>	<b>51.374</b>	<b>52.308</b>	<b>52.308</b>
	IP2			<b>38.448</b>	<b>1:29.825</b>	<b>42.001</b>	<b>1:38.664</b>	44.880	<b>1:43.196</b>	45.858	1:39.798	<b>38.151</b>	<b>1:29.525</b>	<b>39.547</b>	<b>1:31.855</b>
	FL		-----	<b>45.684</b>	<b>2:15.509</b>	<b>49.745</b>	<b>2:28.409</b>	51.199	<b>2:34.395</b>	50.618	<b>2:30.416</b>	46.181	<b>2:15.706</b>	<b>45.869</b>	<b>2:17.724</b>
6	IP1									54.519	54.519				
	IP2									<b>40.819</b>	<b>1:35.338</b>				
	FL									49.999	<b>2:25.337</b>				
7	IP1														
	IP2														
	FL														



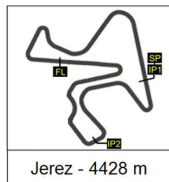


4  
s10

## RACING WEEKEND - CIRCUITO DE JEREZ SUPER 7 by TOYO ANÁLISIS - ENTRENAMIENTOS CRONOMETRADOS 1

Número	57		77		81		333		0		0		0	
	Vta	Sector	Vuelta	Sector	Vuelta	Sector	Vuelta	Sector	Vuelta	Sector	Vuelta	Sector	Vuelta	
1	IP1	1:11.85	1:11.857	1:17.21	1:17.210	1:10.65	1:10.654	1:02.57	1:02.575					
	IP2	48.527	2:00.384	52.098	2:09.308	1:09.49	2:20.150	47.589	1:50.164					
	FL	52.473	<b>2:52.857</b>	58.291	<b>3:07.599</b>	59.958	<b>3:20.108</b>	52.182	<b>2:42.346</b>					
2	IP1	57.515	57.515	1:03.64	1:03.644	1:08.56	1:08.563							
	IP2	44.492	1:42.007	45.788	1:49.432	53.525	2:02.088							
	FL	49.605	<b>2:31.612</b>	53.322	<b>2:42.754</b>	53.640	<b>2:55.728</b>	7:41.51	<b>PIT EXIT</b>					
3	IP1	55.739	55.739	<b>58.477</b>	<b>58.477</b>	59.607	59.607	55.069	55.069					
	IP2	<b>41.082</b>	1:36.821	43.949	1:42.426	46.258	1:45.865	39.872	1:34.941					
	FL	48.373	<b>2:25.194</b>	52.882	<b>2:35.308</b>	50.375	<b>2:36.240</b>	46.482	<b>2:21.423</b>					
4	IP1	<b>54.497</b>	<b>54.497</b>	58.964	58.964	57.984	57.984	<b>51.741</b>	<b>51.741</b>					
	IP2	41.459	<b>1:35.956</b>	<b>43.336</b>	<b>1:42.300</b>	44.524	1:42.508	<b>39.037</b>	<b>1:30.778</b>					
	FL	<b>47.960</b>	2:23.916	<b>51.692</b>	<b>2:33.992</b>	57.137	<b>2:39.645</b>	<b>45.950</b>	<b>2:16.728</b>					
5	IP1					56.431	56.431							
	IP2					<b>41.104</b>	1:37.535							
	FL		-----		-----	48.466	<b>2:26.001</b>		-----					
6	IP1					<b>55.145</b>	<b>55.145</b>							
	IP2					41.605	<b>1:36.750</b>							
	FL					<b>47.897</b>	<b>2:24.647</b>							
7	IP1													
	IP2													
	FL						-----							





s11


## RACING WEEKEND - CIRCUITO DE JEREZ SUPER 7 by TOYO 40 MEJORES VUELTAS - ENTRENAMIENTOS CRONOMETRADOS 1

Dorsal	Piloto	Nat	Equipo	Maq.	Hora	Vuelta	Tiempo
25	Pedro SALVADOR	POR	Speedy	CATERHAM	14:21:38	5	2:14.852
21	J J MAGALHÃES	POR	Team N	CATERHAM	14:21:52	6	2:15.218
34	Francisco VILLAR	POR	Speedy	CATERHAM	14:22:010	5	2:15.509
30	Gonçalo LOBO	POR	BCM	CATERHAM	14:22:09	7	2:15.569
53	José C PIRES	POR	Mtech	CATERHAM	14:21:33	5	2:15.706
34	Francisco VILLAR	POR	Speedy	CATERHAM	14:19:54	4	2:15.838
21	J J MAGALHÃES	POR	Team N	CATERHAM	14:19:37	5	2:16.030
30	Gonçalo LOBO	POR	BCM	CATERHAM	14:19:53	6	2:16.326
25	Pedro SALVADOR	POR	Speedy	CATERHAM	14:19:23	4	2:16.560
25	Pedro SALVADOR	POR	Speedy	CATERHAM	14:17:06	3	2:16.585
333	Sérgio SARAIVA	POR	Nova	CATERHAM	14:20:37	4	2:16.728
34	Francisco VILLAR	POR	Speedy	CATERHAM	14:17:39	3	2:17.075
54	Nuno PIRES	POR	Mtech	CATERHAM	14:20:13	5	2:17.724
7	Diogo TAVARES	POR	CRM	CATERHAM	14:22:08	5	2:17.760
53	José C PIRES	POR	Mtech	CATERHAM	14:19:17	4	2:17.779
30	Gonçalo LOBO	POR	BCM	CATERHAM	14:17:37	5	2:18.176
21	J J MAGALHÃES	POR	Team N	CATERHAM	14:17:21	4	2:19.188
54	Nuno PIRES	POR	Mtech	CATERHAM	14:17:55	4	2:19.277
7	Diogo TAVARES	POR	CRM	CATERHAM	14:19:50	4	2:19.386
8	Luís CALHEIROS	POR	CRM	CATERHAM	14:17:43	4	2:19.887
8	Luís CALHEIROS	POR	CRM	CATERHAM	14:20:03	5	2:19.895
53	José C PIRES	POR	Mtech	CATERHAM	14:16:59	3	2:20.727
25	Pedro SALVADOR	POR	Speedy	CATERHAM	14:14:50	2	2:20.926
24	Luís F OLIVEIRA	POR	CRM	CATERHAM	14:21:11	6	2:20.998
30	Gonçalo LOBO	POR	BCM	CATERHAM	14:15:19	4	2:21.200
19	Duarte LISBOA	POR	Team N	CATERHAM	14:20:51	4	2:21.219
333	Sérgio SARAIVA	POR	Nova	CATERHAM	14:18:20	3	2:21.423
23	Diogo COSTA	POR	Team N	CATERHAM	14:18:55	5	2:21.479
33	Ricardo RAJANI	POR	Speedy	CATERHAM	14:20:18	4	2:21.574
54	Nuno PIRES	POR	Mtech	CATERHAM	14:15:36	3	2:21.901
24	Luís F OLIVEIRA	POR	CRM	CATERHAM	14:18:50	5	2:22.329
19	Duarte LISBOA	POR	Team N	CATERHAM	14:18:30	3	2:22.392
34	Francisco VILLAR	POR	Speedy	CATERHAM	14:15:21	2	2:22.543
27	João GALVÃO	POR	BCM	CATERHAM	14:22:08	6	2:22.593
27	João GALVÃO	POR	BCM	CATERHAM	14:19:46	5	2:23.598
23	Diogo COSTA	POR	Team N	CATERHAM	14:21:19	6	2:23.734
57	Bernardo BELLO	POR	CRM	CATERHAM	14:20:39	4	2:23.916
81	Daniel GONZÁLEZ-VALLIN	POR	BCM	CATERHAM	14:22:07	6	2:24.647
33	Ricardo RAJANI	POR	Speedy	CATERHAM	14:15:31	2	2:25.103
8	Luís CALHEIROS	POR	CRM	CATERHAM	14:15:23	3	2:25.126

LiveTiming: [live.crono-jerez.com](http://live.crono-jerez.com)

Pág 1 de 1





s12

# RACING WEEKEND - CIRCUITO DE JEREZ SUPER 7 by TOYO TOP CINCO VUELTAS - ENTRENAMIENTOS CRONOMETRADOS 1


Piloto	Nat	Equipo	Top Five Laps				
25 Pedro SALVADOR	POR	Speedy	2:14.852	2:16.560	2:16.585	2:20.926	2:35.749
21 J J MAGALHÃES	POR	Team N	2:15.218	2:16.030	2:19.188	2:35.705	2:53.388
34 Francisco VILLAR	POR	Speedy	2:15.509	2:15.838	2:17.075	2:22.543	2:45.769
30 Gonçalo LOBO	POR	BCM	2:15.569	2:16.326	2:18.176	2:21.200	2:34.002
53 José C PIRES	POR	Mtech	2:15.706	2:17.779	2:20.727	2:27.373	PIT EXIT
333 Sérgio SARAIVA	POR	Nova	2:16.728	2:21.423	2:42.346	PIT EXIT	PIT EXIT
54 Nuno PIRES	POR	Mtech	2:17.724	2:19.277	2:21.901	2:36.956	2:46.409
7 Diogo TAVARES	POR	CRM	2:17.760	2:19.386	2:30.121	2:41.396	PIT EXIT
8 Luís CALHEIROS	POR	CRM	2:19.887	2:19.895	2:25.126	2:34.701	2:49.749
24 Luís F OLIVEIRA	POR	CRM	2:20.998	2:22.329	2:25.604	2:32.447	2:43.036
19 Duarte LISBOA	POR	Team N	2:21.219	2:22.392	2:32.380	2:58.099	PIT EXIT
23 Diogo COSTA	POR	Team N	2:21.479	2:23.734	2:25.477	2:35.854	2:54.266
33 Ricardo RAJANI	POR	Speedy	2:21.574	2:25.103	2:54.504	PIT EXIT	
27 João GALVÃO	POR	BCM	2:22.593	2:23.598	2:27.104	2:38.475	2:53.053
57 Bernardo BELLO	POR	CRM	2:23.916	2:25.194	2:31.612	2:52.857	PIT EXIT
81 Daniel GONZÁLEZ-VALLI	POR	BCM	2:24.647	2:26.001	2:36.240	2:39.645	2:55.728
29 Paulo COSTA	POR	Team N	2:25.197	2:25.920	2:31.926	2:38.131	2:55.245
44 Nuno AFONSO	POR	Team N	2:25.319	2:25.337	2:29.130	2:30.416	2:44.691
22 Miguel COUCEIRO	POR	Team N	2:26.266	2:26.877	2:37.953	PIT EXIT	PIT EXIT
18 Francisco FIGUEIREDO	POR	P	2:27.088	2:30.226	2:33.268	2:39.762	2:49.222
37 Pedro LACERDA	POR	BS	2:28.409	2:33.066	2:33.898	2:40.893	2:59.907
9 Bruno MARTINS	POR	CRM	2:29.015	2:30.331	2:50.728	3:07.085	PIT EXIT
77 Frederico BRION	POR	BS	2:33.992	2:35.308	2:42.754	3:07.599	PIT EXIT
43 Fernando COSTA	POR	Team N	2:34.035	2:34.395	2:46.779	2:53.275	PIT EXIT
31 André MATOS	POR	BCM	2:35.182	2:36.494	2:40.576	3:03.776	PIT EXIT

LiveTiming: [live.crono-jerez.com](http://live.crono-jerez.com)

Pág 1 de 1







s13

## RACING WEEKEND - CIRCUITO DE JEREZ SUPER 7 by TOYO

### 40 MEJORES VELOCIDADES MÁXIMAS - ENTRENAMIENTOS CRONOMETRADOS 1

Dorsal	Piloto	Nat	Equipo	Maq.	Hora	Vuelta	Vmax
34	Francisco VILLAR	POR	Speedy	CATERHAM	14:20:46	4	186,9
34	Francisco VILLAR	POR	Speedy	CATERHAM	14:13:53	1	186,9
30	Gonçalo LOBO	POR	BCM	CATERHAM	14:20:44	6	186,5
7	Diogo TAVARES	POR	CRM	CATERHAM	14:20:42	4	186,2
34	Francisco VILLAR	POR	Speedy	CATERHAM	14:18:30	3	186,2
53	José C PIRES	POR	Mtech	CATERHAM	14:20:09	4	185,9
33	Ricardo RAJANI	POR	Speedy	CATERHAM	14:18:49	3	185,9
333	Sérgio SARAIVA	POR	Nova	CATERHAM	14:19:12	3	184,3
34	Francisco VILLAR	POR	Speedy	CATERHAM	14:16:13	2	184,0
30	Gonçalo LOBO	POR	BCM	CATERHAM	14:18:29	5	184,0
54	Nuno PIRES	POR	Mtech	CATERHAM	14:16:28	3	183,7
54	Nuno PIRES	POR	Mtech	CATERHAM	14:18:47	4	183,7
30	Gonçalo LOBO	POR	BCM	CATERHAM	14:16:11	4	183,4
7	Diogo TAVARES	POR	CRM	CATERHAM	14:18:24	3	183,4
8	Luís CALHEIROS	POR	CRM	CATERHAM	14:16:15	3	182,7
21	J J MAGALHÃES	POR	Team N	CATERHAM	14:20:28	5	182,4
21	J J MAGALHÃES	POR	Team N	CATERHAM	14:18:12	4	182,4
25	Pedro SALVADOR	POR	Speedy	CATERHAM	14:20:14	4	182,1
25	Pedro SALVADOR	POR	Speedy	CATERHAM	14:15:42	2	182,1
21	J J MAGALHÃES	POR	Team N	CATERHAM	14:15:54	3	182,1
33	Ricardo RAJANI	POR	Speedy	CATERHAM	14:16:26	2	182,1
53	José C PIRES	POR	Mtech	CATERHAM	14:17:52	3	182,1
21	J J MAGALHÃES	POR	Team N	CATERHAM	14:13:34	2	181,5
33	Ricardo RAJANI	POR	Speedy	CATERHAM	14:14:01	1	181,2
25	Pedro SALVADOR	POR	Speedy	CATERHAM	14:17:58	3	181,2
8	Luís CALHEIROS	POR	CRM	CATERHAM	14:18:36	4	180,9
53	José C PIRES	POR	Mtech	CATERHAM	14:15:33	2	180,3
333	Sérgio SARAIVA	POR	Nova	CATERHAM	14:16:54	2	180,3
25	Pedro SALVADOR	POR	Speedy	CATERHAM	14:13:22	1	179,4
23	Diogo COSTA	POR	Team N	CATERHAM	14:15:04	3	179,4
44	Nuno AFONSO	POR	Team N	CATERHAM	14:17:17	4	179,1
30	Gonçalo LOBO	POR	BCM	CATERHAM	14:13:51	3	178,8
54	Nuno PIRES	POR	Mtech	CATERHAM	14:14:08	2	178,8
44	Nuno AFONSO	POR	Team N	CATERHAM	14:19:48	5	178,5
44	Nuno AFONSO	POR	Team N	CATERHAM	14:12:26	2	177,9
29	Paulo COSTA	POR	Team N	CATERHAM	14:20:05	5	177,6
81	Daniel GONZÁLEZ-VALLIN	POR	BCM	CATERHAM	14:20:38	5	177,6
53	José C PIRES	POR	Mtech	CATERHAM	14:13:08	1	177,6
23	Diogo COSTA	POR	Team N	CATERHAM	14:19:49	5	177,6
8	Luís CALHEIROS	POR	CRM	CATERHAM	14:13:53	2	177,3

LiveTiming: [live.crono-jerez.com](http://live.crono-jerez.com)

Pág 1 de 1





s14

## RACING WEEKEND - CIRCUITO DE JEREZ SUPER 7 by TOYO

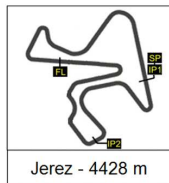
### TOP CINCO VELOCIDADES MÁXIMAS - ENTRENAMIENTOS CRONOMETRADOS 1

Piloto	Nat	Equipo	Top Five Vmax				
34 Francisco VILLAR	POR	Speedy	186,9	186,9	186,2	184,0	160,7
30 Gonçalo LOBO	POR	BCM	186,5	184,0	183,4	178,8	172,8
7 Diogo TAVARES	POR	CRM	186,2	183,4	166,7	162,6	
33 Ricardo RAJANI	POR	Speedy	185,9	182,1	181,2	122,6	
53 José C PIRES	POR	Mtech	185,9	182,1	180,3	177,6	133,8
333 Sérgio SARAIVA	POR	Nova	184,3	180,3	143,4		
54 Nuno PIRES	POR	Mtech	183,7	183,7	178,8	157,4	144,6
8 Luís CALHEIROS	POR	CRM	182,7	180,9	177,3	165,4	160,2
21 J J MAGALHÃES	POR	Team N	182,4	182,4	182,1	181,5	149,8
25 Pedro SALVADOR	POR	Speedy	182,1	182,1	181,2	179,4	147,1
23 Diogo COSTA	POR	Team N	179,4	177,6	173,6	170,3	155,8
44 Nuno AFONSO	POR	Team N	179,1	178,5	177,9	177,3	172,0
29 Paulo COSTA	POR	Team N	177,6	176,5	165,6	157,2	152,1
81 Daniel GONZÁLEZ-VALLI	POR	BCM	177,6	175,0	155,4	155,2	152,8
19 Duarte LISBOA	POR	Team N	176,8	175,3	161,4	107,1	
57 Bernardo BELLO	POR	CRM	170,9	170,1	168,8	136,2	
24 Luís F OLIVEIRA	POR	CRM	169,8	167,7	166,4	161,2	153,6
22 Miguel COUCEIRO	POR	Team N	167,4	164,4	157,9	109,9	
43 Fernando COSTA	POR	Team N	167,4	163,4	160,2	157,4	132,0
18 Francisco FIGUEIREDO	POR	P	166,9	163,9	163,6	157,4	155,6
27 João GALVÃO	POR	BCM	166,2	164,6	162,2	160,2	134,7
37 Pedro LACERDA	POR	BS	165,9	164,9	162,9	150,4	145,2
31 André MATOS	POR	BCM	165,1	162,9	162,6	131,4	
9 Bruno MARTINS	POR	CRM	165,1	162,2	147,9	125,6	
77 Frederico BRION	POR	BS	163,6	160,5	158,8	130,3	

LiveTiming: [live.crono-jerez.com](http://live.crono-jerez.com)

Pág 1 de 1





s15

# RACING WEEKEND - CIRCUITO DE JEREZ SUPER 7 by TOYO PARRILLA DE SALIDA - CARRERA 1



1	21	J J MAGALHÃES	2:15.218
2	30	Gonçalo LOBO	2:15.569
3	333	Sérgio SARAIVA	2:16.728
4	7	Diogo TAVARES	2:17.760
5	19	Duarte LISBOA	2:21.219
6	33	Ricardo RAJANI	2:21.574
7	29	Paulo COSTA	2:25.197
8			
9			
10	27	João GALVÃO	2:22.593
11	22	Miguel COUCEIRO	2:26.266
12	37	Pedro LACERDA	2:28.409
13	77	Frederico BRION	2:33.992
14	31	André MATOS	2:35.182

25	Pedro SALVADOR	2:14.852
34	Francisco VILLAR	2:15.509
53	José C PIRES	2:15.706
54	Nuno PIRES	2:17.724
8	Luís CALHEIROS	2:19.887
23	Diogo COSTA	2:21.479
81	Daniel GONZÁLEZ-VALLINAS	2:24.647
44	Nuno AFONSO	2:25.319
24	Luís F OLIVEIRA	2:20.998
57	Bernardo BELLO	2:23.916
18	Francisco FIGUEIREDO	2:27.088
9	Bruno MARTINS	2:29.015
43	Fernando COSTA	2:34.035
36	António NUNES DE ALMEIDA	





s15

# RACING WEEKEND - CIRCUITO DE JEREZ SUPER 7 by TOYO PARRILLA DE SALIDA - CARRERA 1

LOS COMISARIOS DEPORTIVOS

EL JEFE DE CRONOMETRAJE

LiveTiming: [live.crono-jerez.com](http://live.crono-jerez.com)

Pág 2 de 2

