

s16

# RACING WEEKEND - CIRCUITO DE JEREZ SUPER 7 by TOYO RESULTADOS ENTRENAMIENTOS CRONOMETRADOS 2

CONDICIONES ATMOSFERICAS: **Sol y nubes**

ESTADO DE LA PISTA: **Mojada**

Ord.	#	Piloto	Licencia	Club	Marca	NV	VR	Tiempo	Gap	Intv	VMax
1	25	420R Pedro SALVADOR	POR	Speedy	CATERHAM	6	6	<b>2:10.237</b>	----	----	<b>187,8</b>
2	7	420R Diogo TAVARES	POR	CRM	CATERHAM	6	6	<b>2:11.036</b>	0.799	0.799	<b>190,5</b>
3	53	420R José C PIRES	POR	Mtech	CATERHAM	7	7	<b>2:11.388</b>	1.151	0.352	<b>187,8</b>
4	34	420R Francisco VILLAR	POR	Speedy	CATERHAM	6	6	<b>2:11.982</b>	1.745	0.594	<b>189,8</b>
5	21	420R J J MAGALHÃES	POR	Team N	CATERHAM	4	4	<b>2:12.013</b>	1.776	0.031	<b>187,5</b>
6	30	420R Gonçalo LOBO	POR	BCM	CATERHAM	6	6	<b>2:12.184</b>	1.947	0.171	<b>193,9</b>
7	33	420R Ricardo RAJANI	POR	Speedy	CATERHAM	6	6	<b>2:12.424</b>	2.187	0.240	<b>188,5</b>
8	8	420R Luís CALHEIROS	POR	CRM	CATERHAM	6	4	<b>2:13.780</b>	3.543	1.356	<b>189,5</b>
9	333	420R Sérgio SARAIVA	POR	Nova	CATERHAM	6	6	<b>2:13.837</b>	3.600	0.057	<b>191,8</b>
10	54	420R Nuno PIRES	POR	Mtech	CATERHAM	6	2	<b>2:14.446</b>	4.209	0.609	<b>190,1</b>
11	23	420R Diogo COSTA	POR	Team N	CATERHAM	4	4	<b>2:14.976</b>	4.739	0.530	<b>186,9</b>
12	19	420R Duarte LISBOA	POR	Team N	CATERHAM	4	4	<b>2:15.284</b>	5.047	0.308	<b>186,2</b>
13	24	Pro Luís F OLIVEIRA	POR	CRM	CATERHAM	7	7	<b>2:16.128</b>	5.891	0.844	<b>172,0</b>
14	57	Pro Bernardo BELLO	POR	CRM	CATERHAM	6	6	<b>2:16.174</b>	5.937	0.046	<b>177,9</b>
15	44	420R Nuno AFONSO	POR	Team N	CATERHAM	7	7	<b>2:16.232</b>	5.995	0.058	<b>186,9</b>
16	81	420R Daniel GONZÁLEZ-VALLINA	POR	BCM	CATERHAM	7	7	<b>2:16.650</b>	6.413	0.418	<b>184,0</b>
17	18	Pro Francisco FIGUEIREDO	POR	P	CATERHAM	6	6	<b>2:17.371</b>	7.134	0.721	<b>170,6</b>
18	29	420R Paulo COSTA	POR	Team N	CATERHAM	6	6	<b>2:17.643</b>	7.406	0.272	<b>182,4</b>
19	27	Pro João GALVÃO	POR	BCM	CATERHAM	7	4	<b>2:18.712</b>	8.475	1.069	<b>172,2</b>
20	22	Pro Miguel COUCEIRO	POR	Team N	CATERHAM	5	5	<b>2:19.046</b>	8.809	0.334	<b>172,0</b>
21	9	PBus Bruno MARTINS	POR	CRM	CATERHAM	6	6	<b>2:19.085</b>	8.848	0.039	<b>172,8</b>
22	37	Pro Pedro LACERDA	POR	BS	CATERHAM	6	6	<b>2:21.426</b>	11.189	2.341	<b>171,4</b>
23	77	PBus Frederico BRION	POR	BS	CATERHAM	6	6	<b>2:26.119</b>	15.882	4.693	<b>170,9</b>
24	43	PBus Fernando COSTA	POR	Team N	CATERHAM	6	6	<b>2:26.488</b>	16.251	0.369	<b>170,6</b>
25	31	PBus André MATOS	POR	BCM	CATERHAM	5	4	<b>2:32.629</b>	22.392	6.141	<b>170,3</b>

Circuito de Jerez, 14 DE SEPTIEMBRE DE 2019

LOS COMISARIOS DEPORTIVOS	EL DIRECTOR DE CARRERA	EL JEFE DE CRONOMETRAJE
Hora:	Hora:	RESULTADOS PUBLICADOS A LAS 14:43 HORAS

LiveTiming: [live.crono-jerez.com](http://live.crono-jerez.com)

Pág 1 de 1





s17

## RACING WEEKEND - CIRCUITO DE JEREZ SUPER 7 by TOYO VUELTA A VUELTA - ENTRENAMIENTOS CRONOMETRADOS 2

Vuelta	7	8	9	18	19	21	22	23	24	25	27	29
1	2:20.635	2:23.193	2:30.321	2:23.569	2:21.549	2:18.459	PIT EXIT	2:26.260	2:23.361	2:21.099	2:30.265	2:26.342
2	2:16.171	2:16.976	2:42.490	2:23.916	2:16.961	2:12.296	2:44.260	2:17.945	2:18.809	2:12.768	2:22.159	2:22.878
3	2:13.478	2:15.049	2:21.923	2:20.580	2:17.878	2:12.376	2:19.858	2:16.683	2:17.840	2:12.493	2:19.749	2:20.287
4	PIT EXIT	2:13.780*	2:30.059	2:19.795	2:15.284*	2:12.013*	2:19.473	2:14.976*	2:17.774	2:11.909	2:18.712*	2:19.318
5	2:13.730	2:15.409	2:32.573	2:18.735			2:19.046*		2:17.750	2:11.310	2:19.149	2:19.522
6	2:11.036*	2:15.750	2:19.085*	2:17.371*					2:16.898	2:10.237*	2:19.820	2:17.643*
7									2:16.128*		2:42.732	

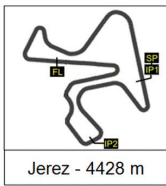
Vuelta	30	31	33	34	37	43	44	53	54	57	77	81
1	2:17.120	2:55.733	2:23.082	2:19.878	2:32.006	2:35.905	2:26.193	2:17.571	2:41.198	2:26.233	2:35.792	2:25.521
2	2:13.787	2:57.027	2:16.959	2:13.904	2:25.406	2:28.214	2:20.888	2:14.515	2:14.446*	2:19.456	2:30.782	2:20.550
3	2:13.238	2:37.207	2:16.390	2:13.950	2:24.264	2:28.650	2:22.095	2:13.916	2:16.170	2:16.821	2:31.398	2:18.539
4	2:14.317	2:32.629*	2:15.262	2:14.867	2:21.518	2:27.803	2:19.153	2:13.328	2:14.567	2:17.123	2:28.033	2:18.647
5	2:12.802	2:36.210	2:13.571	2:29.623	2:22.129	2:26.852	2:20.376	2:12.463	2:15.020	2:17.092	2:27.799	2:17.743
6	2:12.184*		2:12.424*	2:11.982*	2:21.426*	2:26.488*	2:16.733	2:12.611	2:14.871	2:16.174*	2:26.119*	2:17.716
7							2:16.232*	2:11.388*				2:16.650*

Vuelta	333											
1	2:23.303											
2	2:19.361											
3	2:16.893											
4	2:16.929											
5	2:14.329											
6	2:13.837*											

LiveTiming: [live.crono-jerez.com](http://live.crono-jerez.com)

Pág 1 de 1



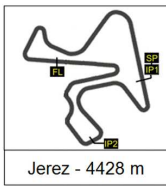


1  
s18

## RACING WEEKEND - CIRCUITO DE JEREZ SUPER 7 by TOYO ANÁLISIS - ENTRENAMIENTOS CRONOMETRADOS 2

Número	7		8		9		18		19		21		22		
	Vta	Sector	Vuelta	Sector	Vuelta	Sector	Vuelta	Sector	Vuelta	Sector	Vuelta	Sector	Vuelta		
1	IP1	54.972	54.972	56.223	56.223	58.708	58.708	55.376	55.376	57.020	57.020	55.492	55.492	1:05.00	1:05.006
	IP2	39.917	1:34.889	40.573	1:36.796	41.332	1:40.040	40.207	1:35.583	38.899	1:35.919	37.899	1:33.391	46.003	1:51.009
	FL	45.746	<b>2:20.635</b>	46.397	<b>2:23.193</b>	50.281	<b>2:30.321</b>	47.986	<b>2:23.569</b>	45.630	<b>2:21.549</b>	45.068	<b>2:18.459</b>	4:37.98	<b>PIT EXIT</b>
2	IP1	52.490	52.490	51.667	51.667	57.248	57.248	54.164	54.164	51.820	51.820	<b>50.103</b>	<b>50.103</b>	1:07.40	1:07.409
	IP2	38.718	1:31.208	39.071	1:30.738	44.191	1:41.439	41.317	1:35.481	38.992	1:30.812	37.627	<b>1:27.730</b>	49.319	1:56.728
	FL	44.963	<b>2:16.171</b>	46.238	<b>2:16.976</b>	1:01.05	<b>2:42.490</b>	48.435	<b>2:23.916</b>	46.149	<b>2:16.961</b>	44.566	<b>2:12.296</b>	47.532	<b>2:44.260</b>
3	IP1	50.928	50.928	51.363	51.363	54.859	54.859	53.199	53.199	51.860	51.860	50.312	50.312	<b>52.962</b>	<b>52.962</b>
	IP2	38.038	1:28.966	38.635	1:29.998	40.076	1:34.935	39.829	1:33.028	39.211	1:31.071	<b>37.542</b>	1:27.854	39.638	1:32.600
	FL	44.512	<b>2:13.478</b>	45.051	<b>2:15.049</b>	46.988	<b>2:21.923</b>	47.552	<b>2:20.580</b>	46.807	<b>2:17.878</b>	44.522	<b>2:12.376</b>	47.258	<b>2:19.858</b>
4	IP1	50.495	50.495	<b>50.692</b>	<b>50.692</b>	1:03.06	1:03.061	52.929	52.929	<b>51.667</b>	<b>51.667</b>	50.269	50.269	53.101	53.101
	IP2	37.785	1:28.280	38.065	<b>1:28.757</b>	39.877	1:42.938	40.213	1:33.142	<b>38.533</b>	<b>1:30.200</b>	37.557	1:27.826	39.345	<b>1:32.446</b>
	FL	2:27.17	<b>PIT EXIT</b>	<b>45.023</b>	<b>2:13.780</b>	47.121	<b>2:30.059</b>	46.653	<b>2:19.795</b>	<b>45.084</b>	<b>2:15.284</b>	<b>44.187</b>	<b>2:12.013</b>	47.027	<b>2:19.473</b>
5	IP1	52.097	52.097	51.644	51.644	54.023	54.023	52.526	52.526					53.401	53.401
	IP2	37.626	1:29.723	38.406	1:30.050	41.966	1:35.989	39.409	1:31.935					<b>39.066</b>	1:32.467
	FL	<b>44.007</b>	<b>2:13.730</b>	45.359	<b>2:15.409</b>	56.584	<b>2:32.573</b>	46.800	<b>2:18.735</b>					<b>46.579</b>	<b>2:19.046</b>
6	IP1	<b>49.389</b>	<b>49.389</b>	52.353	52.353	<b>53.569</b>	<b>53.569</b>	<b>52.363</b>	<b>52.363</b>						
	IP2	<b>37.064</b>	<b>1:26.453</b>	<b>37.812</b>	1:30.165	<b>39.056</b>	<b>1:32.625</b>	<b>38.901</b>	<b>1:31.264</b>						
	FL	44.583	<b>2:11.036</b>	45.585	<b>2:15.750</b>	<b>46.460</b>	<b>2:19.085</b>	<b>46.107</b>	<b>2:17.371</b>						
7	IP1														
	IP2														
	FL														



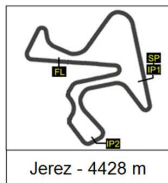


2  
s18

## RACING WEEKEND - CIRCUITO DE JEREZ SUPER 7 by TOYO ANÁLISIS - ENTRENAMIENTOS CRONOMETRADOS 2

Número	23		24		25		27		29		30		31		
	Vta	Sector	Vuelta	Sector	Vuelta	Sector	Vuelta	Sector	Vuelta	Sector	Vuelta	Sector	Vuelta		
1	IP1	1:00.91	1:00.912	56.344	56.344	57.893	57.893	1:01.71	1:01.712	57.711	57.711	53.128	53.128	1:12.94	1:12.948
	IP2	39.485	1:40.397	40.017	1:36.361	37.969	1:35.862	40.832	1:42.544	40.983	1:38.694	38.590	1:31.718	48.917	2:01.865
	FL	45.863	<b>2:26.260</b>	47.000	<b>2:23.361</b>	45.237	<b>2:21.099</b>	47.721	<b>2:30.265</b>	47.648	<b>2:26.342</b>	45.402	<b>2:17.120</b>	53.868	<b>2:55.733</b>
2	IP1	52.163	52.163	52.824	52.824	50.686	50.686	54.793	54.793	54.558	54.558	<b>49.974</b>	<b>49.974</b>	59.147	59.147
	IP2	38.911	1:31.074	39.137	1:31.961	37.438	1:28.124	39.750	1:34.543	40.639	1:35.197	38.919	1:28.893	46.888	1:46.035
	FL	46.871	<b>2:17.945</b>	46.848	<b>2:18.809</b>	44.644	<b>2:12.768</b>	47.616	<b>2:22.159</b>	47.681	<b>2:22.878</b>	44.894	<b>2:13.787</b>	1:10.99	<b>2:57.027</b>
3	IP1	51.951	51.951	52.553	52.553	50.372	50.372	53.437	53.437	53.258	53.258	50.268	50.268	58.645	58.645
	IP2	39.047	1:30.998	38.928	1:31.481	37.776	1:28.148	<b>39.293</b>	1:32.730	39.976	1:33.234	37.909	1:28.177	45.877	1:44.522
	FL	45.685	<b>2:16.683</b>	46.359	<b>2:17.840</b>	44.345	<b>2:12.493</b>	47.019	<b>2:19.749</b>	47.053	<b>2:20.287</b>	45.061	<b>2:13.238</b>	52.685	<b>2:37.207</b>
4	IP1	<b>51.287</b>	<b>51.287</b>	52.511	52.511	50.371	50.371	<b>52.731</b>	<b>52.731</b>	53.377	53.377	50.935	50.935	<b>56.172</b>	<b>56.172</b>
	IP2	<b>38.430</b>	<b>1:29.717</b>	39.044	1:31.555	37.393	1:27.764	39.312	<b>1:32.043</b>	<b>39.618</b>	1:32.995	38.146	1:29.081	<b>44.832</b>	<b>1:41.004</b>
	FL	<b>45.259</b>	<b>2:14.976</b>	46.219	<b>2:17.774</b>	44.145	<b>2:11.909</b>	46.669	<b>2:18.712</b>	46.323	<b>2:19.318</b>	45.236	<b>2:14.317</b>	<b>51.625</b>	<b>2:32.629</b>
5	IP1			52.613	52.613	49.768	49.768	53.259	53.259	52.668	52.668	50.251	50.251	57.837	57.837
	IP2			38.844	1:31.457	37.354	1:27.122	39.340	1:32.599	39.980	1:32.648	38.020	1:28.271	45.519	1:43.356
	FL		-----	46.293	<b>2:17.750</b>	44.188	<b>2:11.310</b>	46.550	<b>2:19.149</b>	46.874	<b>2:19.522</b>	44.531	<b>2:12.802</b>	52.854	<b>2:36.210</b>
6	IP1			52.054	52.054	<b>49.130</b>	<b>49.130</b>	54.013	54.013	<b>51.944</b>	<b>51.944</b>	50.131	50.131		
	IP2			38.777	1:30.831	<b>37.246</b>	<b>1:26.376</b>	39.480	1:33.493	39.624	<b>1:31.568</b>	<b>37.573</b>	<b>1:27.704</b>		
	FL			46.067	<b>2:16.898</b>	<b>43.861</b>	<b>2:10.237</b>	<b>46.327</b>	<b>2:19.820</b>	<b>46.075</b>	<b>2:17.643</b>	<b>44.480</b>	<b>2:12.184</b>		-----
7	IP1			<b>51.674</b>	<b>51.674</b>			1:09.18	1:09.187						
	IP2			<b>38.473</b>	<b>1:30.147</b>			43.931	1:53.118						
	FL			<b>45.981</b>	<b>2:16.128</b>		-----	49.614	<b>2:42.732</b>		-----		-----		





3  
s18

## RACING WEEKEND - CIRCUITO DE JEREZ SUPER 7 by TOYO ANÁLISIS - ENTRENAMIENTOS CRONOMETRADOS 2

Número	33		34		37		43		44		53		54		
	Vta	Sector	Vuelta	Sector	Vuelta	Sector	Vuelta	Sector	Vuelta	Sector	Vuelta	Sector	Vuelta		
1	IP1	58.101	58.101	56.394	56.394	1:01.63	1:01.633	1:02.05	1:02.058	58.236	58.236	53.889	53.889	1:16.07	1:16.072
	IP2	39.303	1:37.404	38.513	1:34.907	41.566	1:43.199	44.153	1:46.211	40.864	1:39.100	38.175	1:32.064	39.820	1:55.892
	FL	45.678	<b>2:23.082</b>	44.971	<b>2:19.878</b>	48.807	<b>2:32.006</b>	49.694	<b>2:35.905</b>	47.093	<b>2:26.193</b>	45.507	<b>2:17.571</b>	45.306	<b>2:41.198</b>
2	IP1	51.507	51.507	50.523	50.523	55.589	55.589	56.978	56.978	53.443	53.443	50.931	50.931	50.872	50.872
	IP2	39.457	1:30.964	38.275	1:28.798	41.226	1:36.815	41.659	1:38.637	40.274	1:33.717	38.022	1:28.953	<b>38.240</b>	<b>1:29.112</b>
	FL	45.995	<b>2:16.959</b>	45.106	<b>2:13.904</b>	48.591	<b>2:25.406</b>	49.577	<b>2:28.214</b>	47.171	<b>2:20.888</b>	45.562	<b>2:14.515</b>	45.334	<b>2:14.446</b>
3	IP1	51.595	51.595	50.690	50.690	55.640	55.640	57.503	57.503	53.419	53.419	50.521	50.521	51.070	51.070
	IP2	39.191	1:30.786	37.951	1:28.641	40.587	1:36.227	42.087	1:39.590	40.476	1:33.895	37.821	1:28.342	38.370	1:29.440
	FL	45.604	<b>2:16.390</b>	45.309	<b>2:13.950</b>	48.037	<b>2:24.264</b>	49.060	<b>2:28.650</b>	48.200	<b>2:22.095</b>	45.574	<b>2:13.916</b>	46.730	<b>2:16.170</b>
4	IP1	51.425	51.425	51.902	51.902	53.981	53.981	<b>55.421</b>	<b>55.421</b>	52.931	52.931	50.517	50.517	51.366	51.366
	IP2	38.406	1:29.831	38.006	1:29.908	40.057	1:34.038	43.181	1:38.602	39.454	1:32.385	37.906	1:28.423	38.301	1:29.667
	FL	45.431	<b>2:15.262</b>	44.959	<b>2:14.867</b>	<b>47.480</b>	<b>2:21.518</b>	49.201	<b>2:27.803</b>	46.768	<b>2:19.153</b>	44.905	<b>2:13.328</b>	<b>44.900</b>	<b>2:14.567</b>
5	IP1	<b>50.306</b>	<b>50.306</b>	1:05.50	1:05.509	<b>53.217</b>	<b>53.217</b>	56.101	56.101	54.194	54.194	50.324	50.324	51.115	51.115
	IP2	38.476	1:28.782	38.786	1:44.295	40.449	1:33.666	42.127	1:38.228	39.851	1:34.045	37.763	1:28.087	38.666	1:29.781
	FL	44.789	<b>2:13.571</b>	45.328	<b>2:29.623</b>	48.463	<b>2:22.129</b>	<b>48.624</b>	<b>2:26.852</b>	46.331	<b>2:20.376</b>	44.376	<b>2:12.463</b>	45.239	<b>2:15.020</b>
6	IP1	50.455	50.455	<b>50.319</b>	<b>50.319</b>	53.449	53.449	55.891	55.891	<b>51.950</b>	<b>51.950</b>	50.092	50.092	<b>50.813</b>	<b>50.813</b>
	IP2	<b>37.370</b>	<b>1:27.825</b>	<b>37.098</b>	<b>1:27.417</b>	<b>39.962</b>	<b>1:33.411</b>	<b>41.090</b>	<b>1:36.981</b>	39.012	<b>1:30.962</b>	37.900	1:27.992	38.642	1:29.455
	FL	<b>44.599</b>	2:12.424	<b>44.565</b>	2:11.982	48.015	2:21.426	49.507	2:26.488	45.771	2:16.733	44.619	2:12.611	45.416	2:14.871
7	IP1									52.332	52.332	<b>49.777</b>	<b>49.777</b>		
	IP2									<b>38.782</b>	1:31.114	<b>37.287</b>	<b>1:27.064</b>		
	FL									<b>45.118</b>	2:16.232	<b>44.324</b>	2:11.388		



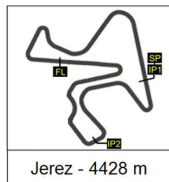


4  
s18

## RACING WEEKEND - CIRCUITO DE JEREZ SUPER 7 by TOYO ANÁLISIS - ENTRENAMIENTOS CRONOMETRADOS 2

Número	57		77		81		333		0		0		0	
	Vta	Sector	Vuelta	Sector	Vuelta	Sector	Vuelta	Sector	Vuelta	Sector	Vuelta	Sector	Vuelta	
1	IP1	57.614	57.614	1:00.41	1:00.411	57.663	57.663	55.857	55.857					
	IP2	40.331	1:37.945	43.613	1:44.024	40.538	1:38.201	40.970	1:36.827					
	FL	48.288	<b>2:26.233</b>	51.768	<b>2:35.792</b>	47.320	<b>2:25.521</b>	46.476	<b>2:23.303</b>					
2	IP1	53.111	53.111	57.308	57.308	53.691	53.691	53.012	53.012					
	IP2	39.339	1:32.450	42.329	1:39.637	40.401	1:34.092	40.012	1:33.024					
	FL	47.006	<b>2:19.456</b>	51.145	<b>2:30.782</b>	46.458	<b>2:20.550</b>	46.337	<b>2:19.361</b>					
3	IP1	52.007	52.007	57.504	57.504	52.497	52.497	51.883	51.883					
	IP2	38.488	1:30.495	42.688	1:40.192	39.577	1:32.074	39.314	1:31.197					
	FL	46.326	<b>2:16.821</b>	51.206	<b>2:31.398</b>	46.465	<b>2:18.539</b>	45.696	<b>2:16.893</b>					
4	IP1	52.402	52.402	56.004	56.004	53.011	53.011	52.534	52.534					
	IP2	<b>38.146</b>	1:30.548	42.286	1:38.290	39.216	1:32.227	39.413	1:31.947					
	FL	46.575	<b>2:17.123</b>	49.743	<b>2:28.033</b>	46.420	<b>2:18.647</b>	44.982	<b>2:16.929</b>					
5	IP1	52.141	52.141	56.513	56.513	53.221	53.221	50.912	50.912					
	IP2	38.490	1:30.631	41.785	1:38.298	39.183	1:32.404	38.779	1:29.691					
	FL	46.461	<b>2:17.092</b>	<b>49.501</b>	<b>2:27.799</b>	<b>45.339</b>	<b>2:17.743</b>	<b>44.638</b>	<b>2:14.329</b>					
6	IP1	<b>51.457</b>	<b>51.457</b>	<b>55.501</b>	<b>55.501</b>	<b>51.924</b>	<b>51.924</b>	<b>50.632</b>	<b>50.632</b>					
	IP2	38.467	<b>1:29.924</b>	<b>41.097</b>	<b>1:36.598</b>	39.615	1:31.539	<b>38.159</b>	<b>1:28.791</b>					
	FL	<b>46.250</b>	<b>2:16.174</b>	49.521	<b>2:26.119</b>	46.177	<b>2:17.716</b>	45.046	<b>2:13.837</b>					
7	IP1					52.058	52.058							
	IP2					<b>39.018</b>	<b>1:31.076</b>							
	FL		-----		-----	45.574	<b>2:16.650</b>		-----					





s19


## RACING WEEKEND - CIRCUITO DE JEREZ SUPER 7 by TOYO 40 MEJORES VUELTAS - ENTRENAMIENTOS CRONOMETRADOS 2

Dorsal	Piloto	Nat	Equipo	Maq.	Hora	Vuelta	Tiempo
25	Pedro SALVADOR	POR	Speedy	CATERHAM	14:40:34	6	2:10.237
7	Diogo TAVARES	POR	CRM	CATERHAM	14:41:47	6	2:11.036
25	Pedro SALVADOR	POR	Speedy	CATERHAM	14:38:24	5	2:11.310
53	José C PIRES	POR	Mtech	CATERHAM	14:41:35	7	2:11.388
25	Pedro SALVADOR	POR	Speedy	CATERHAM	14:36:13	4	2:11.909
34	Francisco VILLAR	POR	Speedy	CATERHAM	14:41:01	6	2:11.982
21	J J MAGALHÃES	POR	Team N	CATERHAM	14:40:11	4	2:12.013
30	Gonçalo LOBO	POR	BCM	CATERHAM	14:40:44	6	2:12.184
21	J J MAGALHÃES	POR	Team N	CATERHAM	14:35:47	2	2:12.296
21	J J MAGALHÃES	POR	Team N	CATERHAM	14:37:59	3	2:12.376
33	Ricardo RAJANI	POR	Speedy	CATERHAM	14:41:50	6	2:12.424
53	José C PIRES	POR	Mtech	CATERHAM	14:37:11	5	2:12.463
25	Pedro SALVADOR	POR	Speedy	CATERHAM	14:34:01	3	2:12.493
53	José C PIRES	POR	Mtech	CATERHAM	14:39:24	6	2:12.611
25	Pedro SALVADOR	POR	Speedy	CATERHAM	14:31:48	2	2:12.768
30	Gonçalo LOBO	POR	BCM	CATERHAM	14:38:32	5	2:12.802
30	Gonçalo LOBO	POR	BCM	CATERHAM	14:34:05	3	2:13.238
53	José C PIRES	POR	Mtech	CATERHAM	14:34:59	4	2:13.328
7	Diogo TAVARES	POR	CRM	CATERHAM	14:33:27	3	2:13.478
33	Ricardo RAJANI	POR	Speedy	CATERHAM	14:39:38	5	2:13.571
7	Diogo TAVARES	POR	CRM	CATERHAM	14:39:36	5	2:13.730
8	Luís CALHEIROS	POR	CRM	CATERHAM	14:35:34	4	2:13.780
30	Gonçalo LOBO	POR	BCM	CATERHAM	14:31:52	2	2:13.787
333	Sérgio SARAIVA	POR	Nova	CATERHAM	14:40:47	6	2:13.837
34	Francisco VILLAR	POR	Speedy	CATERHAM	14:31:51	2	2:13.904
53	José C PIRES	POR	Mtech	CATERHAM	14:32:45	3	2:13.916
34	Francisco VILLAR	POR	Speedy	CATERHAM	14:34:05	3	2:13.950
30	Gonçalo LOBO	POR	BCM	CATERHAM	14:36:19	4	2:14.317
333	Sérgio SARAIVA	POR	Nova	CATERHAM	14:38:33	5	2:14.329
54	Nuno PIRES	POR	Mtech	CATERHAM	14:32:48	2	2:14.446
53	José C PIRES	POR	Mtech	CATERHAM	14:30:31	2	2:14.515
54	Nuno PIRES	POR	Mtech	CATERHAM	14:37:18	4	2:14.567
34	Francisco VILLAR	POR	Speedy	CATERHAM	14:36:20	4	2:14.867
54	Nuno PIRES	POR	Mtech	CATERHAM	14:41:48	6	2:14.871
23	Diogo COSTA	POR	Team N	CATERHAM	14:40:58	4	2:14.976
54	Nuno PIRES	POR	Mtech	CATERHAM	14:39:33	5	2:15.020
8	Luís CALHEIROS	POR	CRM	CATERHAM	14:33:20	3	2:15.049
33	Ricardo RAJANI	POR	Speedy	CATERHAM	14:37:24	4	2:15.262
19	Duarte LISBOA	POR	Team N	CATERHAM	14:40:27	4	2:15.284
8	Luís CALHEIROS	POR	CRM	CATERHAM	14:37:49	5	2:15.409

LiveTiming: [live.crono-jerez.com](http://live.crono-jerez.com)

Pág 1 de 1





s20

# RACING WEEKEND - CIRCUITO DE JEREZ SUPER 7 by TOYO TOP CINCO VUELTAS - ENTRENAMIENTOS CRONOMETRADOS 2

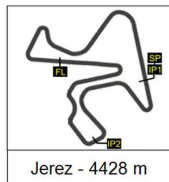
Piloto	Nat	Equipo	Top Five Laps				
25 Pedro SALVADOR	POR	Speedy	2:10.237	2:11.310	2:11.909	2:12.493	2:12.768
7 Diogo TAVARES	POR	CRM	2:11.036	2:13.478	2:13.730	2:16.171	2:20.635
53 José C PIRES	POR	Mtech	2:11.388	2:12.463	2:12.611	2:13.328	2:13.916
34 Francisco VILLAR	POR	Speedy	2:11.982	2:13.904	2:13.950	2:14.867	2:19.878
21 J J MAGALHÃES	POR	Team N	2:12.013	2:12.296	2:12.376	2:18.459	PIT EXIT
30 Gonçalo LOBO	POR	BCM	2:12.184	2:12.802	2:13.238	2:13.787	2:14.317
33 Ricardo RAJANI	POR	Speedy	2:12.424	2:13.571	2:15.262	2:16.390	2:16.959
8 Luís CALHEIROS	POR	CRM	2:13.780	2:15.049	2:15.409	2:15.750	2:16.976
333 Sérgio SARAIVA	POR	Nova	2:13.837	2:14.329	2:16.893	2:16.929	2:19.361
54 Nuno PIRES	POR	Mtech	2:14.446	2:14.567	2:14.871	2:15.020	2:16.170
23 Diogo COSTA	POR	Team N	2:14.976	2:16.683	2:17.945	2:26.260	PIT EXIT
19 Duarte LISBOA	POR	Team N	2:15.284	2:16.961	2:17.878	2:21.549	PIT EXIT
24 Luís F OLIVEIRA	POR	CRM	2:16.128	2:16.898	2:17.750	2:17.774	2:17.840
57 Bernardo BELLO	POR	CRM	2:16.174	2:16.821	2:17.092	2:17.123	2:19.456
44 Nuno AFONSO	POR	Team N	2:16.232	2:16.733	2:19.153	2:20.376	2:20.888
81 Daniel GONZÁLEZ-VALLI	POR	BCM	2:16.650	2:17.716	2:17.743	2:18.539	2:18.647
18 Francisco FIGUEIREDO	POR	P	2:17.371	2:18.735	2:19.795	2:20.580	2:23.569
29 Paulo COSTA	POR	Team N	2:17.643	2:19.318	2:19.522	2:20.287	2:22.878
27 João GALVÃO	POR	BCM	2:18.712	2:19.149	2:19.749	2:19.820	2:22.159
22 Miguel COUCEIRO	POR	Team N	2:19.046	2:19.473	2:19.858	2:44.260	PIT EXIT
9 Bruno MARTINS	POR	CRM	2:19.085	2:21.923	2:30.059	2:30.321	2:32.573
37 Pedro LACERDA	POR	BS	2:21.426	2:21.518	2:22.129	2:24.264	2:25.406
77 Frederico BRION	POR	BS	2:26.119	2:27.799	2:28.033	2:30.782	2:31.398
43 Fernando COSTA	POR	Team N	2:26.488	2:26.852	2:27.803	2:28.214	2:28.650
31 André MATOS	POR	BCM	2:32.629	2:36.210	2:37.207	2:55.733	2:57.027

LiveTiming: [live.crono-jerez.com](http://live.crono-jerez.com)

Pág 1 de 1







s21

## RACING WEEKEND - CIRCUITO DE JEREZ SUPER 7 by TOYO

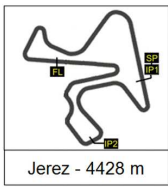
### 40 MEJORES VELOCIDADES MÁXIMAS - ENTRENAMIENTOS CRONOMETRADOS 2

Dorsal	Piloto	Nat	Equipo	Maq.	Hora	Vuelta	Vmax
30	Gonçalo LOBO	POR	BCM	CATERHAM	14:30:28	1	193,9
333	Sérgio SARAIVA	POR	Nova	CATERHAM	14:37:010	4	191,8
30	Gonçalo LOBO	POR	BCM	CATERHAM	14:32:42	2	191,1
7	Diogo TAVARES	POR	CRM	CATERHAM	14:40:26	5	190,5
30	Gonçalo LOBO	POR	BCM	CATERHAM	14:34:56	3	190,5
54	Nuno PIRES	POR	Mtech	CATERHAM	14:31:24	1	190,1
34	Francisco VILLAR	POR	Speedy	CATERHAM	14:30:27	1	189,8
8	Luís CALHEIROS	POR	CRM	CATERHAM	14:34:11	3	189,5
33	Ricardo RAJANI	POR	Speedy	CATERHAM	14:40:28	5	188,5
33	Ricardo RAJANI	POR	Speedy	CATERHAM	14:31:27	1	187,8
34	Francisco VILLAR	POR	Speedy	CATERHAM	14:34:57	3	187,8
53	José C PIRES	POR	Mtech	CATERHAM	14:38:01	5	187,8
25	Pedro SALVADOR	POR	Speedy	CATERHAM	14:39:13	5	187,8
53	José C PIRES	POR	Mtech	CATERHAM	14:40:14	6	187,5
25	Pedro SALVADOR	POR	Speedy	CATERHAM	14:32:39	2	187,5
53	José C PIRES	POR	Mtech	CATERHAM	14:33:36	3	187,5
21	J J MAGALHÃES	POR	Team N	CATERHAM	14:34:24	1	187,5
7	Diogo TAVARES	POR	CRM	CATERHAM	14:34:18	3	187,5
33	Ricardo RAJANI	POR	Speedy	CATERHAM	14:35:60	3	187,5
30	Gonçalo LOBO	POR	BCM	CATERHAM	14:37:09	4	187,5
7	Diogo TAVARES	POR	CRM	CATERHAM	14:38:15	4	187,5
54	Nuno PIRES	POR	Mtech	CATERHAM	14:38:09	4	187,5
25	Pedro SALVADOR	POR	Speedy	CATERHAM	14:37:02	4	187,2
30	Gonçalo LOBO	POR	BCM	CATERHAM	14:39:22	5	187,2
333	Sérgio SARAIVA	POR	Nova	CATERHAM	14:39:24	5	187,2
44	Nuno AFONSO	POR	Team N	CATERHAM	14:40:54	6	186,9
34	Francisco VILLAR	POR	Speedy	CATERHAM	14:32:41	2	186,9
23	Diogo COSTA	POR	Team N	CATERHAM	14:32:43	0	186,9
54	Nuno PIRES	POR	Mtech	CATERHAM	14:33:39	2	186,9
54	Nuno PIRES	POR	Mtech	CATERHAM	14:35:55	3	186,9
53	José C PIRES	POR	Mtech	CATERHAM	14:35:49	4	186,9
21	J J MAGALHÃES	POR	Team N	CATERHAM	14:36:37	2	186,9
33	Ricardo RAJANI	POR	Speedy	CATERHAM	14:38:15	4	186,9
34	Francisco VILLAR	POR	Speedy	CATERHAM	14:39:40	5	186,9
53	José C PIRES	POR	Mtech	CATERHAM	14:31:22	2	186,5
44	Nuno AFONSO	POR	Team N	CATERHAM	14:38:37	5	186,5
19	Duarte LISBOA	POR	Team N	CATERHAM	14:32:12	0	186,2
53	José C PIRES	POR	Mtech	CATERHAM	14:29:08	1	186,2
23	Diogo COSTA	POR	Team N	CATERHAM	14:39:34	3	186,2
7	Diogo TAVARES	POR	CRM	CATERHAM	14:32:05	2	185,9

LiveTiming: [live.crono-jerez.com](http://live.crono-jerez.com)

Pág 1 de 1





s22

## RACING WEEKEND - CIRCUITO DE JEREZ SUPER 7 by TOYO

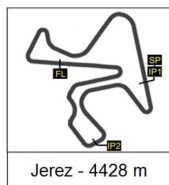
### TOP CINCO VELOCIDADES MÁXIMAS - ENTRENAMIENTOS CRONOMETRADOS 2

Piloto	Nat	Equipo	Top Five Vmax				
30	Gonçalo LOBO	POR BCM	193,9	191,1	190,5	187,5	187,2
333	Sérgio SARAIVA	POR Nova	191,8	187,2	184,9	183,0	182,4
7	Diogo TAVARES	POR CRM	190,5	187,5	187,5	185,9	185,2
54	Nuno PIRES	POR Mtech	190,1	187,5	186,9	186,9	185,9
34	Francisco VILLAR	POR Speedy	189,8	187,8	186,9	186,9	185,6
8	Luís CALHEIROS	POR CRM	189,5	184,9	184,0	183,7	180,3
33	Ricardo RAJANI	POR Speedy	188,5	187,8	187,5	186,9	185,2
53	José C PIRES	POR Mtech	187,8	187,5	187,5	186,9	186,5
25	Pedro SALVADOR	POR Speedy	187,8	187,5	187,2	185,9	185,6
21	J J MAGALHÃES	POR Team N	187,5	186,9	185,6	185,6	
44	Nuno AFONSO	POR Team N	186,9	186,5	184,3	183,0	182,7
23	Diogo COSTA	POR Team N	186,9	186,2	185,6	184,3	
19	Duarte LISBOA	POR Team N	186,2	184,3	183,0	179,1	
81	Daniel GONZÁLEZ-VALLI	POR BCM	184,0	183,0	182,1	181,2	180,3
29	Paulo COSTA	POR Team N	182,4	180,9	180,6	180,0	179,4
57	Bernardo BELLO	POR CRM	177,9	177,0	176,8	175,6	175,3
9	Bruno MARTINS	POR CRM	172,8	171,2	170,6	168,8	168,0
27	João GALVÃO	POR BCM	172,2	172,0	171,4	168,8	168,5
22	Miguel COUCEIRO	POR Team N	172,0	171,7	171,2	125,4	106,6
24	Luís F OLIVEIRA	POR CRM	172,0	170,3	170,3	169,5	169,5
37	Pedro LACERDA	POR BS	171,4	170,3	170,1	169,8	168,2
77	Frederico BRION	POR BS	170,9	168,0	167,4	166,7	166,4
43	Fernando COSTA	POR Team N	170,6	169,0	168,2	166,2	160,7
31	André MATOS	POR BCM	170,3	166,2	165,1	164,6	157,7
18	Francisco FIGUEIREDO	POR P	169,5	169,3	168,8	168,8	168,5

LiveTiming: [live.crono-jerez.com](http://live.crono-jerez.com)

Pág 1 de 1





s23

# RACING WEEKEND - CIRCUITO DE JEREZ SUPER 7 by TOYO PARRILLA DE SALIDA - CARRERA 2



1	2	<b>7</b>	Diogo TAVARES	2:11.036
2	4	<b>34</b>	Francisco VILLAR	2:11.982
3	6	<b>30</b>	Gonçalo LOBO	2:12.184
4	8	<b>8</b>	Luís CALHEIROS	2:13.780
5	10	<b>54</b>	Nuno PIRES	2:14.446
6	12	<b>19</b>	Duarte LISBOA	2:15.284
7	14	<b>81</b>	Daniel GONZÁLEZ-VALLINAS	2:16.650
8	16			
9	18			
10	17	<b>57</b>	Bernardo BELLO	2:16.174
11	19	<b>27</b>	João GALVÃO	2:18.712
12	21	<b>9</b>	Bruno MARTINS	2:19.085
13	23	<b>77</b>	Frederico BRION	2:26.119
14	25	<b>31</b>	André MATOS	2:32.629

25	1	Pedro SALVADOR	2:10.237
53	3	José C PIRES	2:11.388
21	5	J J MAGALHÃES	2:12.013
33	7	Ricardo RAJANI	2:12.424
333	9	Sérgio SARAIVA	2:13.837
23	11	Diogo COSTA	2:14.976
44	13	Nuno AFONSO	2:16.232
29	15	Paulo COSTA	2:17.643
	17		
24	16	Luís F OLIVEIRA	2:16.128
18	18	Francisco FIGUEIREDO	2:17.371
22	20	Miguel COUCEIRO	2:19.046
37	22	Pedro LACERDA	2:21.426
43	24	Fernando COSTA	2:26.488
36	26	António NUNES DE ALMEIDA	

LiveTiming: [live.crono-jerez.com](http://live.crono-jerez.com)

Pág 1 de 2





s23

# RACING WEEKEND - CIRCUITO DE JEREZ SUPER 7 by TOYO PARRILLA DE SALIDA - CARRERA 2

LOS COMISARIOS DEPORTIVOS

EL JEFE DE CRONOMETRAJE

LiveTiming: [live.crono-jerez.com](http://live.crono-jerez.com)

Pág 2 de 2

