

s1

RACING WEEKEND - CIRCUITO DE JEREZ SUPER 7 by TOYO RESULTADOS ENTRENAMIENTOS LIBRES

CONDICIONES ATMOSFERICAS: **Nublado**

ESTADO DE LA PISTA: **Seca**

| Ord. | # | Piloto | Licencia | Club | Marca | NV | VR | Tiempo | Gap | Intv | VMax |
|------|-----|------------------------------|----------|--------|----------|----|----|----------|--------|-------|-------|
| 1 | 25 | 420R Pedro SALVADOR | POR | Speedy | CATERHAM | 8 | 8 | 1:59.710 | ---- | ---- | 191,6 |
| 2 | 8 | 420R Luís CALHEIROS | POR | CRM | CATERHAM | 13 | 6 | 2:00.170 | 0.460 | 0.460 | 193,6 |
| 3 | 21 | 420R J J MAGALHÃES | POR | Team N | CATERHAM | 13 | 10 | 2:00.262 | 0.552 | 0.092 | 193,5 |
| 4 | 7 | 420R Diogo TAVARES | POR | CRM | CATERHAM | 12 | 7 | 2:00.921 | 1.211 | 0.659 | 194,9 |
| 5 | 53 | 420R José C PIRES | POR | Mtech | CATERHAM | 12 | 3 | 2:00.993 | 1.283 | 0.072 | 189,6 |
| 6 | 30 | 420R Gonçalo LOBO | POR | BCM | CATERHAM | 13 | 3 | 2:01.074 | 1.364 | 0.081 | 192,4 |
| 7 | 33 | 420R Ricardo RAJANI | POR | Speedy | CATERHAM | 13 | 12 | 2:01.689 | 1.979 | 0.615 | 194,9 |
| 8 | 333 | 420R Sérgio SARAIVA | POR | Nova | CATERHAM | 14 | 14 | 2:01.704 | 1.994 | 0.015 | 189,5 |
| 9 | 81 | 420R Daniel GONZÁLEZ-VALLINA | POR | BCM | CATERHAM | 15 | 13 | 2:02.332 | 2.622 | 0.628 | 189,7 |
| 10 | 19 | 420R Duarte LISBOA | POR | Team N | CATERHAM | 13 | 9 | 2:02.587 | 2.877 | 0.255 | 188,7 |
| 11 | 34 | 420R Francisco VILLAR | POR | Speedy | CATERHAM | 4 | 2 | 2:02.816 | 3.106 | 0.229 | 193,9 |
| 12 | 54 | 420R Nuno PIRES | POR | Mtech | CATERHAM | 9 | 6 | 2:02.996 | 3.286 | 0.180 | 194,6 |
| 13 | 23 | 420R Diogo COSTA | POR | Team N | CATERHAM | 11 | 11 | 2:03.306 | 3.596 | 0.310 | 188,0 |
| 14 | 44 | 420R Nuno AFONSO | POR | Team N | CATERHAM | 14 | 12 | 2:04.362 | 4.652 | 1.056 | 186,6 |
| 15 | 24 | Pro Luís F OLIVEIRA | POR | CRM | CATERHAM | 14 | 7 | 2:05.891 | 6.181 | 1.529 | 180,1 |
| 16 | 29 | 420R Paulo COSTA | POR | Team N | CATERHAM | 11 | 3 | 2:06.408 | 6.698 | 0.517 | 195,8 |
| 17 | 57 | Pro Bernardo BELLO | POR | CRM | CATERHAM | 13 | 7 | 2:06.888 | 7.178 | 0.480 | 176,3 |
| 18 | 37 | Pro Pedro LACERDA | POR | BS | CATERHAM | 10 | 10 | 2:07.724 | 8.014 | 0.836 | 180,0 |
| 19 | 27 | Pro João GALVÃO | POR | BCM | CATERHAM | 14 | 11 | 2:08.012 | 8.302 | 0.288 | 177,4 |
| 20 | 77 | PBus Frederico BRION | POR | BS | CATERHAM | 13 | 10 | 2:08.493 | 8.783 | 0.481 | 178,2 |
| 21 | 36 | Pro António NUNES DE ALMEID | POR | BS | CATERHAM | 12 | 11 | 2:08.779 | 9.069 | 0.286 | 171,8 |
| 22 | 18 | Pro Francisco FIGUEIREDO | POR | P | CATERHAM | 12 | 6 | 2:08.946 | 9.236 | 0.167 | 172,2 |
| 23 | 9 | PBus Bruno MARTINS | POR | CRM | CATERHAM | 14 | 11 | 2:09.848 | 10.138 | 0.902 | 177,2 |
| 24 | 31 | PBus André MATOS | POR | BCM | CATERHAM | 12 | 2 | 2:13.232 | 13.522 | 3.384 | 174,9 |
| 25 | 43 | PBus Fernando COSTA | POR | Team N | CATERHAM | 6 | 5 | 2:13.643 | 13.933 | 0.411 | 171,8 |

Circuito de Jerez, 14 DE SEPTIEMBRE DE 2019

| | | |
|---------------------------|------------------------|---|
| LOS COMISARIOS DEPORTIVOS | EL DIRECTOR DE CARRERA | EL JEFE DE CRONOMETRAJE |
| Hora: | Hora: | RESULTADOS PUBLICADOS A LAS 11:02 HORAS |

LiveTiming: live.crono-jerez.com

Pág 1 de 1





RACING WEEKEND - CIRCUITO DE JEREZ SUPER 7 by TOYO VUELTA A VUELTA - ENTRENAMIENTOS LIBRES

| Vuelta | 7 | 8 | 9 | 18 | 19 | 21 | 23 | 24 | 25 | 27 | 29 | 30 |
|--------|-----------|-----------|-----------|-----------|-----------|-----------|-----------|-----------|-----------|-----------|-----------|-----------|
| 1 | 2:18.488 | 2:18.738 | 2:31.178 | 2:25.413 | 2:23.274 | PIT EXIT | 2:09.381 | 2:19.037 | 2:10.511 | 2:28.157 | 2:19.072 | 2:08.475 |
| 2 | 2:02.285 | 2:01.691 | 2:17.853 | 2:19.525 | 2:05.363 | 2:06.448 | 2:08.474 | 2:07.547 | 2:00.903 | 2:15.547 | 2:07.315 | 2:03.716 |
| 3 | 2:02.260 | 2:01.788 | 2:12.204 | 2:09.662 | 2:03.891 | 2:02.922 | 2:06.042 | 2:06.457 | 2:00.457 | 2:12.818 | 2:06.408* | 2:01.074* |
| 4 | 2:01.485 | PIT EXIT | 2:13.269 | 2:09.860 | 2:06.283 | 2:01.231 | PIT EXIT | PIT EXIT | PIT EXIT | 2:09.876 | 2:08.830 | 2:01.687 |
| 5 | PIT EXIT | 2:05.031 | 2:11.794 | 2:10.108 | 2:05.938 | 2:02.276 | PIT EXIT | 2:08.827 | 2:06.162 | 2:08.070 | PIT EXIT | PIT EXIT |
| 6 | 2:05.029 | 2:00.170* | 2:20.784 | 2:08.946* | 2:04.593 | 2:01.999 | 2:06.126 | 2:09.218 | 2:00.329 | 2:08.797 | 2:12.354 | 2:03.793 |
| 7 | 2:00.921* | 2:03.576 | 2:12.703 | 2:10.213 | PIT EXIT | 2:00.929 | 2:04.603 | 2:05.891* | 2:00.078 | 2:09.090 | 2:07.554 | 2:01.515 |
| 8 | 2:01.322 | 2:02.327 | 2:09.940 | PIT EXIT | 2:10.924 | PIT EXIT | 2:03.776 | 2:07.011 | 1:59.710* | 2:09.653 | 2:08.983 | 2:01.790 |
| 9 | 2:02.008 | 2:00.792 | 2:10.574 | 2:14.069 | 2:02.587* | 2:07.257 | 2:04.162 | 2:06.474 | | 2:09.516 | 2:06.650 | 2:02.469 |
| 10 | 2:02.898 | 2:00.628 | 2:10.288 | 2:10.009 | 2:02.924 | 2:00.262* | 2:03.701 | 2:05.949 | | 2:32.037 | PIT EXIT | 2:01.388 |
| 11 | PIT EXIT | PIT EXIT | 2:09.848* | 2:09.491 | PIT EXIT | 2:01.795 | 2:03.306* | 2:06.384 | | 2:08.012* | 2:11.288 | 2:01.270 |
| 12 | 2:03.038 | 2:07.583 | 2:09.986 | 2:09.750 | 2:06.737 | PIT EXIT | | 2:08.309 | | 2:23.390 | | PIT EXIT |
| 13 | | 2:01.006 | 2:10.070 | | 2:06.086 | 2:05.988 | | 2:08.166 | | 2:09.949 | | 2:02.965 |
| 14 | | | 2:10.511 | | | | | 2:14.594 | | 2:11.318 | | |

| Vuelta | 31 | 33 | 34 | 36 | 37 | 43 | 44 | 53 | 54 | 57 | 77 | 81 |
|--------|-----------|-----------|-----------|-----------|-----------|-----------|-----------|-----------|-----------|-----------|-----------|-----------|
| 1 | 2:31.649 | 2:12.230 | 2:12.323 | 2:27.554 | 2:27.687 | 2:28.816 | 2:19.911 | 2:09.148 | 2:10.683 | 2:19.837 | 2:24.979 | 2:16.322 |
| 2 | 2:13.232* | 2:04.988 | 2:02.816* | 2:14.478 | 2:10.747 | 2:17.021 | 2:08.014 | 2:01.058 | 2:07.211 | 2:11.899 | 2:10.355 | 2:05.002 |
| 3 | 2:25.151 | 2:03.596 | PIT EXIT | 2:11.522 | 2:09.146 | 2:16.782 | 2:08.683 | 2:00.993* | 2:04.707 | 2:10.289 | 2:10.366 | 2:03.971 |
| 4 | PIT EXIT | 2:04.218 | 2:03.524 | 2:12.257 | 2:09.711 | 2:13.985 | 2:09.488 | 2:01.701 | PIT EXIT | 2:07.616 | PIT EXIT | 2:05.819 |
| 5 | 2:34.492 | PIT EXIT | | PIT EXIT | 2:09.739 | 2:13.643* | 2:12.706 | PIT EXIT | 2:27.704 | 2:07.954 | 2:14.126 | 2:09.606 |
| 6 | 2:15.561 | 2:09.844 | | 2:19.863 | 2:09.000 | 2:13.717 | 2:05.443 | 2:04.844 | 2:02.996* | 2:07.294 | 2:10.267 | 2:04.010 |
| 7 | 2:30.041 | 2:04.226 | | 2:13.349 | PIT EXIT | | 2:06.271 | 2:02.200 | 2:03.002 | 2:06.888* | 2:11.833 | 2:03.905 |
| 8 | 2:14.116 | 2:02.770 | | 2:09.980 | 2:25.416 | | 2:05.299 | 2:11.601 | 2:04.031 | 2:07.969 | 2:10.591 | 2:04.591 |
| 9 | 2:32.231 | PIT EXIT | | 2:08.882 | 2:09.659 | | 2:18.031 | 2:01.234 | 2:04.072 | 2:08.000 | 2:08.602 | 2:05.049 |
| 10 | 2:14.439 | 2:33.126 | | 2:11.860 | 2:07.724* | | 2:04.719 | 2:01.910 | | 2:07.706 | 2:08.493* | 2:04.063 |
| 11 | 2:15.073 | 2:02.126 | | 2:08.779* | | | 2:07.994 | 2:01.539 | | 2:07.336 | 2:09.209 | 2:02.870 |
| 12 | 2:14.657 | 2:01.689* | | 2:13.274 | | | 2:04.362* | 2:02.343 | | 2:07.045 | 2:09.282 | 2:03.434 |
| 13 | | 2:04.684 | | | | | 2:04.693 | | | 2:07.950 | 2:09.523 | 2:02.332* |
| 14 | | | | | | | 2:04.523 | | | | | 2:04.051 |

| Vuelta | 333 | | | | | | | | | | | |
|--------|-----------|--|--|--|--|--|--|--|--|--|--|----------|
| 1 | 2:15.212 | | | | | | | | | | | |
| 2 | 2:06.006 | | | | | | | | | | | |
| 3 | 2:04.101 | | | | | | | | | | | |
| 4 | 2:03.662 | | | | | | | | | | | |
| 5 | 2:03.004 | | | | | | | | | | | |
| 6 | 2:02.796 | | | | | | | | | | | |
| 7 | 2:02.645 | | | | | | | | | | | |
| 8 | PIT EXIT | | | | | | | | | | | |
| 9 | 2:05.583 | | | | | | | | | | | |
| 10 | 2:02.958 | | | | | | | | | | | |
| 11 | 2:02.873 | | | | | | | | | | | |
| 12 | 2:01.934 | | | | | | | | | | | |
| 13 | 2:02.215 | | | | | | | | | | | |
| 14 | 2:01.704* | | | | | | | | | | | |
| 15 | | | | | | | | | | | | 2:03.073 |

LiveTiming: live.crono-jerez.com





S2

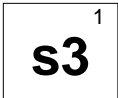
RACING WEEKEND - CIRCUITO DE JEREZ SUPER 7 by TOYO VUELTA A VUELTA - ENTRENAMIENTOS LIBRES

| | | | | | | | | | | | |
|--------|-----|--|--|--|--|--|--|--|--|--|--|
| Vuelta | 333 | | | | | | | | | | |
|--------|-----|--|--|--|--|--|--|--|--|--|--|

LiveTiming: live.crono-jerez.com

Pág 2 de 2





RACING WEEKEND - CIRCUITO DE JEREZ SUPER 7 by TOYO ANÁLISIS - ENTRENAMIENTOS LIBRES

| Número | 7 | | 8 | | 9 | | 18 | | 19 | | 21 | | 23 | | |
|--------|-----|---------------|-----------------|---------------|-----------------|---------------|-----------------|---------------|-----------------|---------------|-----------------|---------------|-----------------|---------------|-----------------|
| | Vta | Sector | Vuelta | Sector | Vuelta | Sector | Vuelta | Sector | Vuelta | Sector | Vuelta | Sector | Vuelta | | |
| 1 | IP1 | 59.850 | 59.850 | 59.543 | 59.543 | 1:00.18 | 1:00.180 | 59.505 | 59.505 | 59.713 | 59.713 | 52.317 | 52.317 | 51.208 | 51.208 |
| | IP2 | 37.095 | 1:36.945 | 36.935 | 1:36.478 | 44.238 | 1:44.418 | 39.862 | 1:39.367 | 39.044 | 1:38.757 | 34.487 | 1:26.804 | 36.084 | 1:27.292 |
| | FL | 41.543 | 2:18.488 | 42.260 | 2:18.738 | 46.760 | 2:31.178 | 46.046 | 2:25.413 | 44.517 | 2:23.274 | 1:31.54 | PIT EXIT | 42.089 | 2:09.381 |
| 2 | IP1 | 46.975 | 46.975 | 46.764 | 46.764 | 54.584 | 54.584 | 50.638 | 50.638 | 47.940 | 47.940 | 50.104 | 50.104 | 50.707 | 50.707 |
| | IP2 | 34.432 | 1:21.407 | 33.820 | 1:20.584 | 38.765 | 1:33.349 | 37.003 | 1:27.641 | 36.146 | 1:24.086 | 34.394 | 1:24.498 | 36.230 | 1:26.937 |
| | FL | 40.878 | 2:02.285 | 41.107 | 2:01.691 | 44.504 | 2:17.853 | 51.884 | 2:19.525 | 41.277 | 2:05.363 | 41.950 | 2:06.448 | 41.537 | 2:08.474 |
| 3 | IP1 | 47.376 | 47.376 | 47.044 | 47.044 | 51.169 | 51.169 | 49.715 | 49.715 | 47.386 | 47.386 | 47.403 | 47.403 | 48.842 | 48.842 |
| | IP2 | 34.336 | 1:21.712 | 33.897 | 1:20.941 | 37.148 | 1:28.317 | 36.763 | 1:26.478 | 35.056 | 1:22.442 | 34.420 | 1:21.823 | 35.286 | 1:24.128 |
| | FL | 40.548 | 2:02.260 | 40.847 | 2:01.788 | 43.887 | 2:12.204 | 43.184 | 2:09.662 | 41.449 | 2:03.891 | 41.099 | 2:02.922 | 41.914 | 2:06.042 |
| 4 | IP1 | 46.220 | 46.220 | 46.539 | 46.539 | 51.168 | 51.168 | 50.421 | 50.421 | 47.010 | 47.010 | 46.650 | 46.650 | 48.358 | 48.358 |
| | IP2 | 34.434 | 1:20.654 | 34.969 | 1:21.508 | 37.714 | 1:28.882 | 36.089 | 1:26.510 | 36.477 | 1:23.487 | 33.774 | 1:20.424 | 35.595 | 1:23.953 |
| | FL | 40.831 | 2:01.485 | 3:16.14 | PIT EXIT | 44.387 | 2:13.269 | 43.350 | 2:09.860 | 42.796 | 2:06.283 | 40.807 | 2:01.231 | 2:35.88 | PIT EXIT |
| 5 | IP1 | 46.617 | 46.617 | 50.100 | 50.100 | 50.394 | 50.394 | 50.017 | 50.017 | 48.239 | 48.239 | 46.679 | 46.679 | 57.550 | 57.550 |
| | IP2 | 34.207 | 1:20.824 | 34.234 | 1:24.334 | 36.529 | 1:26.923 | 36.690 | 1:26.707 | 35.473 | 1:23.712 | 34.720 | 1:21.399 | 34.995 | 1:32.545 |
| | FL | 4:16.52 | PIT EXIT | 40.697 | 2:05.031 | 44.871 | 2:11.794 | 43.401 | 2:10.108 | 42.226 | 2:05.938 | 40.877 | 2:02.276 | 3:04.53 | PIT EXIT |
| 6 | IP1 | 50.052 | 50.052 | 46.077 | 46.077 | 55.069 | 55.069 | 49.765 | 49.765 | 47.898 | 47.898 | 46.772 | 46.772 | 49.491 | 49.491 |
| | IP2 | 34.492 | 1:24.544 | 33.856 | 1:19.933 | 41.508 | 1:36.577 | 36.067 | 1:25.832 | 35.030 | 1:22.928 | 34.181 | 1:20.953 | 35.053 | 1:24.544 |
| | FL | 40.485 | 2:05.029 | 40.237 | 2:00.170 | 44.207 | 2:20.784 | 43.114 | 2:08.946 | 41.665 | 2:04.593 | 41.046 | 2:01.999 | 41.582 | 2:06.126 |
| 7 | IP1 | 46.195 | 46.195 | 46.899 | 46.899 | 50.383 | 50.383 | 50.029 | 50.029 | 47.429 | 47.429 | 46.206 | 46.206 | 47.392 | 47.392 |
| | IP2 | 34.207 | 1:20.402 | 35.419 | 1:22.318 | 38.109 | 1:28.492 | 36.603 | 1:26.632 | 34.833 | 1:22.262 | 34.026 | 1:20.232 | 35.621 | 1:23.013 |
| | FL | 40.519 | 2:00.921 | 41.258 | 2:03.576 | 44.211 | 2:12.703 | 43.581 | 2:10.213 | 2:51.73 | PIT EXIT | 40.697 | 2:00.929 | 41.590 | 2:04.603 |
| 8 | IP1 | 46.616 | 46.616 | 46.492 | 46.492 | 50.263 | 50.263 | 49.928 | 49.928 | 53.021 | 53.021 | 46.054 | 46.054 | 47.183 | 47.183 |
| | IP2 | 34.216 | 1:20.832 | 34.913 | 1:21.405 | 36.183 | 1:26.446 | 36.257 | 1:26.185 | 35.909 | 1:28.930 | 34.553 | 1:20.607 | 35.194 | 1:22.377 |
| | FL | 40.490 | 2:01.322 | 40.922 | 2:02.327 | 43.494 | 2:09.940 | 5:49.04 | PIT EXIT | 41.994 | 2:10.924 | 2:37.56 | PIT EXIT | 41.399 | 2:03.776 |
| 9 | IP1 | 46.838 | 46.838 | 46.313 | 46.313 | 50.683 | 50.683 | 54.037 | 54.037 | 47.022 | 47.022 | 52.497 | 52.497 | 47.284 | 47.284 |
| | IP2 | 34.554 | 1:21.392 | 34.175 | 1:20.488 | 36.625 | 1:27.308 | 36.729 | 1:30.766 | 34.509 | 1:21.531 | 34.030 | 1:26.527 | 34.967 | 1:22.251 |
| | FL | 40.616 | 2:02.008 | 40.304 | 2:00.792 | 43.266 | 2:10.574 | 43.303 | 2:14.069 | 41.056 | 2:02.587 | 40.730 | 2:07.257 | 41.911 | 2:04.162 |
| 10 | IP1 | 48.536 | 48.536 | 46.414 | 46.414 | 50.194 | 50.194 | 50.656 | 50.656 | 47.152 | 47.152 | 46.315 | 46.315 | 47.071 | 47.071 |
| | IP2 | 34.169 | 1:22.705 | 33.866 | 1:20.280 | 36.749 | 1:26.943 | 36.248 | 1:26.904 | 34.851 | 1:22.003 | 33.931 | 1:20.246 | 35.658 | 1:22.729 |
| | FL | 40.193 | 2:02.898 | 40.348 | 2:00.628 | 43.345 | 2:10.288 | 43.105 | 2:10.009 | 40.921 | 2:02.924 | 40.016 | 2:00.262 | 40.972 | 2:03.701 |
| 11 | IP1 | 46.003 | 46.003 | 46.934 | 46.934 | 49.795 | 49.795 | 49.641 | 49.641 | 47.141 | 47.141 | 46.034 | 46.034 | 47.270 | 47.270 |
| | IP2 | 34.397 | 1:20.400 | 34.209 | 1:21.143 | 37.093 | 1:26.888 | 36.842 | 1:26.483 | 34.802 | 1:21.943 | 34.939 | 1:20.973 | 34.736 | 1:22.006 |
| | FL | 3:03.13 | PIT EXIT | 1:58.34 | PIT EXIT | 42.960 | 2:09.848 | 43.008 | 2:09.491 | 1:12.78 | PIT EXIT | 40.822 | 2:01.795 | 41.300 | 2:03.306 |
| 12 | IP1 | 48.335 | 48.335 | 52.279 | 52.279 | 50.233 | 50.233 | 49.889 | 49.889 | 51.481 | 51.481 | 46.576 | 46.576 | 47.088 | 47.088 |
| | IP2 | 34.078 | 1:22.413 | 34.378 | 1:26.657 | 36.087 | 1:26.320 | 36.496 | 1:26.385 | 34.369 | 1:25.850 | 34.782 | 1:21.358 | 35.220 | 1:22.308 |
| | FL | 40.625 | 2:03.038 | 40.926 | 2:07.583 | 43.666 | 2:09.986 | 43.365 | 2:09.750 | 40.887 | 2:06.737 | 2:25.31 | PIT EXIT | ----- | ----- |
| 13 | IP1 | | | 46.051 | 46.051 | 50.194 | 50.194 | | | 49.172 | 49.172 | 49.863 | 49.863 | | |
| | IP2 | | | 34.304 | 1:20.355 | 36.327 | 1:26.521 | | | 35.587 | 1:24.759 | 34.387 | 1:24.250 | | |
| | FL | | | 40.651 | 2:01.006 | 43.549 | 2:10.070 | | | 41.327 | 2:06.086 | 41.738 | 2:05.988 | | |
| 14 | IP1 | | | | | 49.909 | 49.909 | | | | | | | | |
| | IP2 | | | | | 36.824 | 1:26.733 | | | | | | | | |
| | FL | | | | | 43.778 | 2:10.511 | | | | | | | | |
| 15 | IP1 | | | | | | | | | | | | | | |
| | IP2 | | | | | | | | | | | | | | |
| | FL | | | | | | | | | | | | | | |

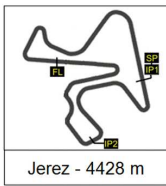




RACING WEEKEND - CIRCUITO DE JEREZ SUPER 7 by TOYO ANÁLISIS - ENTRENAMIENTOS LIBRES

| Número | 24 | | 25 | | 27 | | 29 | | 30 | | 31 | | 33 | | |
|--------|-----|---------------|-----------------|---------------|-----------------|---------------|-----------------|---------------|-----------------|---------------|-----------------|---------------|-----------------|---------------|-----------------|
| | Vta | Sector | Vuelta | Sector | Vuelta | Sector | Vuelta | Sector | Vuelta | Sector | Vuelta | Sector | Vuelta | | |
| 1 | IP1 | 56.702 | 56.702 | 55.381 | 55.381 | 1:00.52 | 1:00.523 | 59.085 | 59.085 | 50.172 | 50.172 | 1:02.82 | 1:02.828 | 55.369 | 55.369 |
| | IP2 | 38.538 | 1:35.240 | 34.666 | 1:30.047 | 41.164 | 1:41.687 | 37.050 | 1:36.135 | 36.521 | 1:26.693 | 42.347 | 1:45.175 | 35.071 | 1:30.440 |
| | FL | 43.797 | 2:19.037 | 40.464 | 2:10.511 | 46.470 | 2:28.157 | 42.937 | 2:19.072 | 41.782 | 2:08.475 | 46.474 | 2:31.649 | 41.790 | 2:12.230 |
| 2 | IP1 | 48.696 | 48.696 | 45.807 | 45.807 | 52.385 | 52.385 | 48.787 | 48.787 | 46.423 | 46.423 | 50.814 | 50.814 | 47.196 | 47.196 |
| | IP2 | 36.100 | 1:24.796 | 34.176 | 1:19.983 | 38.342 | 1:30.727 | 36.159 | 1:24.946 | 34.841 | 1:21.264 | 37.028 | 1:27.842 | 35.380 | 1:22.576 |
| | FL | 42.751 | 2:07.547 | 40.920 | 2:00.903 | 44.820 | 2:15.547 | 42.369 | 2:07.315 | 42.452 | 2:03.716 | 45.390 | 2:13.232 | 42.412 | 2:04.988 |
| 3 | IP1 | 48.848 | 48.848 | 46.000 | 46.000 | 50.715 | 50.715 | 47.852 | 47.852 | 46.004 | 46.004 | 1:02.64 | 1:02.645 | 47.181 | 47.181 |
| | IP2 | 35.514 | 1:24.362 | 33.983 | 1:19.983 | 36.858 | 1:27.573 | 36.298 | 1:24.150 | 34.593 | 1:20.597 | 38.517 | 1:41.162 | 35.203 | 1:22.384 |
| | FL | 42.095 | 2:06.457 | 40.474 | 2:00.457 | 45.245 | 2:12.818 | 42.258 | 2:06.408 | 40.477 | 2:01.074 | 43.989 | 2:25.151 | 41.212 | 2:03.596 |
| 4 | IP1 | 48.610 | 48.610 | 46.044 | 46.044 | 50.578 | 50.578 | 49.118 | 49.118 | 46.369 | 46.369 | 51.134 | 51.134 | 47.009 | 47.009 |
| | IP2 | 36.829 | 1:25.439 | 33.872 | 1:19.916 | 36.265 | 1:26.843 | 37.060 | 1:26.178 | 34.571 | 1:20.940 | 39.389 | 1:30.523 | 35.102 | 1:22.111 |
| | FL | 1:40.69 | PIT EXIT | 2:22.72 | PIT EXIT | 43.033 | 2:09.876 | 42.652 | 2:08.830 | 40.747 | 2:01.687 | 3:03.10 | PIT EXIT | 42.107 | 2:04.218 |
| 5 | IP1 | 50.556 | 50.556 | 51.033 | 51.033 | 49.252 | 49.252 | 48.543 | 48.543 | 46.744 | 46.744 | 1:06.14 | 1:06.145 | 46.715 | 46.715 |
| | IP2 | 35.709 | 1:26.265 | 34.761 | 1:25.794 | 36.063 | 1:25.315 | 36.572 | 1:25.115 | | | 41.066 | 1:47.211 | 34.904 | 1:21.619 |
| | FL | 42.562 | 2:08.827 | 40.368 | 2:06.162 | 42.755 | 2:08.070 | 2:21.75 | PIT EXIT | 3:06.98 | PIT EXIT | 47.281 | 2:34.492 | 3:06.74 | PIT EXIT |
| 6 | IP1 | 49.661 | 49.661 | 45.818 | 45.818 | 49.460 | 49.460 | 53.230 | 53.230 | 47.735 | 47.735 | 50.672 | 50.672 | 52.845 | 52.845 |
| | IP2 | 36.673 | 1:26.334 | 34.029 | 1:19.847 | 36.109 | 1:25.569 | 36.221 | 1:29.451 | 35.196 | 1:22.931 | 39.419 | 1:30.091 | 35.549 | 1:28.394 |
| | FL | 42.884 | 2:09.218 | 40.482 | 2:00.329 | 43.228 | 2:08.797 | 42.903 | 2:12.354 | 40.862 | 2:03.793 | 45.470 | 2:15.561 | 41.450 | 2:09.844 |
| 7 | IP1 | 48.394 | 48.394 | 46.331 | 46.331 | 49.346 | 49.346 | 48.675 | 48.675 | 46.433 | 46.433 | 1:04.82 | 1:04.820 | 47.300 | 47.300 |
| | IP2 | 35.326 | 1:23.720 | 33.711 | 1:20.042 | 35.912 | 1:25.258 | 36.500 | 1:25.175 | 34.548 | 1:20.981 | 39.750 | 1:44.570 | 35.769 | 1:23.069 |
| | FL | 42.171 | 2:05.891 | 40.036 | 2:00.078 | 43.832 | 2:09.090 | 42.379 | 2:07.554 | 40.534 | 2:01.515 | 45.471 | 2:30.041 | 41.157 | 2:04.226 |
| 8 | IP1 | 49.021 | 49.021 | 45.729 | 45.729 | 49.974 | 49.974 | 48.913 | 48.913 | 46.192 | 46.192 | 50.691 | 50.691 | 46.725 | 46.725 |
| | IP2 | 35.698 | 1:24.719 | 33.917 | 1:19.646 | 36.307 | 1:26.281 | 37.176 | 1:26.089 | 34.947 | 1:21.139 | 38.036 | 1:28.727 | 34.952 | 1:21.677 |
| | FL | 42.292 | 2:07.011 | 40.064 | 1:59.710 | 43.372 | 2:09.653 | 42.894 | 2:08.983 | 40.651 | 2:01.790 | 45.389 | 2:14.116 | 41.093 | 2:02.770 |
| 9 | IP1 | 48.252 | 48.252 | 45.764 | 45.764 | 49.189 | 49.189 | 48.129 | 48.129 | 46.495 | 46.495 | 1:07.77 | 1:07.778 | 46.605 | 46.605 |
| | IP2 | 35.829 | 1:24.081 | 34.735 | 1:20.499 | 36.532 | 1:25.721 | 35.958 | 1:24.087 | 35.289 | 1:21.784 | 38.993 | 1:46.771 | 34.663 | 1:21.268 |
| | FL | 42.393 | 2:06.474 | | ----- | 43.795 | 2:09.516 | 42.563 | 2:06.650 | 40.685 | 2:02.469 | 45.460 | 2:32.231 | 1:51.63 | PIT EXIT |
| 10 | IP1 | 48.632 | 48.632 | | | 1:03.06 | 1:03.064 | 47.772 | 47.772 | 46.121 | 46.121 | 51.100 | 51.100 | 1:05.27 | 1:05.279 |
| | IP2 | 35.268 | 1:23.900 | | | 44.313 | 1:47.377 | 35.941 | 1:23.713 | 34.644 | 1:20.765 | 38.080 | 1:29.180 | 37.728 | 1:43.007 |
| | FL | 42.049 | 2:05.949 | | | 44.660 | 2:32.037 | 2:10.82 | PIT EXIT | 40.623 | 2:01.388 | 45.259 | 2:14.439 | 50.119 | 2:33.126 |
| 11 | IP1 | 48.029 | 48.029 | | | 49.148 | 49.148 | 53.274 | 53.274 | 46.179 | 46.179 | 51.658 | 51.658 | 46.857 | 46.857 |
| | IP2 | 35.788 | 1:23.817 | | | 35.814 | 1:24.962 | 35.458 | 1:28.732 | 34.245 | 1:20.424 | 38.368 | 1:30.026 | 34.153 | 1:21.010 |
| | FL | 42.567 | 2:06.384 | | | 43.050 | 2:08.012 | 42.556 | 2:11.288 | 40.846 | 2:01.270 | 45.047 | 2:15.073 | 41.116 | 2:02.126 |
| 12 | IP1 | 48.774 | 48.774 | | | 55.925 | 55.925 | 47.238 | 47.238 | 46.289 | 46.289 | 50.820 | 50.820 | 46.261 | 46.261 |
| | IP2 | 36.653 | 1:25.427 | | | 42.735 | 1:38.660 | | ----- | 35.215 | 1:21.504 | 39.390 | 1:30.210 | 34.350 | 1:20.611 |
| | FL | 42.882 | 2:08.309 | | | 44.730 | 2:23.390 | | ----- | 1:57.83 | PIT EXIT | 44.447 | 2:14.657 | 41.078 | 2:01.689 |
| 13 | IP1 | 48.787 | 48.787 | | | 48.501 | 48.501 | | | 47.543 | 47.543 | | | 46.987 | 46.987 |
| | IP2 | 35.518 | 1:24.305 | | | 36.182 | 1:24.683 | | | 34.677 | 1:22.220 | | | 35.910 | 1:22.897 |
| | FL | 43.861 | 2:08.166 | | | 45.266 | 2:09.949 | | | 40.745 | 2:02.965 | | ----- | 41.787 | 2:04.684 |
| 14 | IP1 | 48.105 | 48.105 | | | 49.233 | 49.233 | | | 45.895 | 45.895 | | | | |
| | IP2 | 35.307 | 1:23.412 | | | 36.860 | 1:26.093 | | | 34.963 | 1:20.858 | | | | |
| | FL | 51.182 | 2:14.594 | | | 45.225 | 2:11.318 | | | | ----- | | | | ----- |
| 15 | IP1 | | | | | | | | | | | | | | |
| | IP2 | | | | | | | | | | | | | | |
| | FL | | ----- | | | | ----- | | | | | | | | |


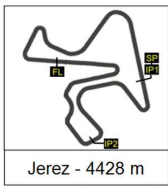




RACING WEEKEND - CIRCUITO DE JEREZ SUPER 7 by TOYO ANÁLISIS - ENTRENAMIENTOS LIBRES

| Número | 34 | | 36 | | 37 | | 43 | | 44 | | 53 | | 54 | | |
|--------|-----|---------------|-----------------|---------------|-----------------|---------------|-----------------|---------------|-----------------|---------------|-----------------|---------------|-----------------|---------------|-----------------|
| | Vta | Sector | Vuelta | Sector | Vuelta | Sector | Vuelta | Sector | Vuelta | Sector | Vuelta | Sector | Vuelta | | |
| 1 | IP1 | 55.773 | 55.773 | 59.720 | 59.720 | 1:01.36 | 1:01.365 | 1:02.12 | 1:02.125 | 59.179 | 59.179 | 53.970 | 53.970 | 54.354 | 54.354 |
| | IP2 | 35.400 | 1:31.173 | 42.164 | 1:41.884 | 39.286 | 1:40.651 | 40.276 | 1:42.401 | 37.152 | 1:36.331 | 34.426 | 1:28.396 | 35.211 | 1:29.565 |
| | FL | 41.150 | 2:12.323 | 45.670 | 2:27.554 | 47.036 | 2:27.687 | 46.415 | 2:28.816 | 43.580 | 2:19.911 | 40.752 | 2:09.148 | 41.118 | 2:10.683 |
| 2 | IP1 | 47.318 | 47.318 | 51.720 | 51.720 | 50.606 | 50.606 | 53.516 | 53.516 | 49.264 | 49.264 | 45.943 | 45.943 | 47.274 | 47.274 |
| | IP2 | 34.599 | 1:21.917 | 38.095 | 1:29.815 | 36.442 | 1:27.048 | 38.101 | 1:31.617 | 36.345 | 1:25.609 | 34.328 | 1:20.271 | 35.817 | 1:23.091 |
| | FL | 40.899 | 2:02.816 | 44.663 | 2:14.478 | 43.699 | 2:10.747 | 45.404 | 2:17.021 | 42.405 | 2:08.014 | 40.787 | 2:01.058 | 44.120 | 2:07.211 |
| 3 | IP1 | 46.768 | 46.768 | 50.476 | 50.476 | 49.060 | 49.060 | 53.611 | 53.611 | 49.969 | 49.969 | 46.653 | 46.653 | 48.809 | 48.809 |
| | IP2 | 35.331 | 1:22.099 | 37.453 | 1:27.929 | 36.153 | 1:25.213 | 38.308 | 1:31.919 | 36.424 | 1:26.393 | 34.164 | 1:20.817 | 34.925 | 1:23.734 |
| | FL | 2:13.11 | PIT EXIT | 43.593 | 2:11.522 | 43.933 | 2:09.146 | 44.863 | 2:16.782 | 42.290 | 2:08.683 | 40.176 | 2:00.993 | 40.973 | 2:04.707 |
| 4 | IP1 | 48.676 | 48.676 | 50.537 | 50.537 | 49.497 | 49.497 | 51.324 | 51.324 | 48.918 | 48.918 | 46.834 | 46.834 | 47.796 | 47.796 |
| | IP2 | 33.964 | 1:22.640 | 37.490 | 1:28.027 | 36.462 | 1:25.959 | 38.016 | 1:29.340 | 38.420 | 1:27.338 | 34.180 | 1:21.014 | 34.885 | 1:22.681 |
| | FL | 40.884 | 2:03.524 | 44.230 | 2:12.257 | 43.752 | 2:09.711 | 44.645 | 2:13.985 | 42.150 | 2:09.488 | 40.687 | 2:01.701 | 12:03.9 | PIT EXIT |
| 5 | IP1 | | | 50.093 | 50.093 | 49.602 | 49.602 | 50.784 | 50.784 | 54.243 | 54.243 | 46.327 | 46.327 | 56.074 | 56.074 |
| | IP2 | | | 37.267 | 1:27.360 | 36.513 | 1:26.115 | 37.925 | 1:28.709 | 36.500 | 1:30.743 | 34.496 | 1:20.823 | 51.169 | 1:47.243 |
| | FL | | | 3:25.74 | PIT EXIT | 43.624 | 2:09.739 | 44.934 | 2:13.643 | 41.963 | 2:12.706 | 4:59.64 | PIT EXIT | 40.461 | 2:27.704 |
| 6 | IP1 | | | 56.395 | 56.395 | 49.301 | 49.301 | 51.300 | 51.300 | 48.145 | 48.145 | 48.967 | 48.967 | 47.714 | 47.714 |
| | IP2 | | | 38.440 | 1:34.835 | 36.357 | 1:25.658 | 37.723 | 1:29.023 | 35.537 | 1:23.682 | 34.327 | 1:23.294 | 34.596 | 1:22.310 |
| | FL | | | 45.028 | 2:19.863 | 43.342 | 2:09.000 | 44.694 | 2:13.717 | 41.761 | 2:05.443 | 41.550 | 2:04.844 | 40.686 | 2:02.996 |
| 7 | IP1 | | | 50.711 | 50.711 | 49.206 | 49.206 | 52.515 | 52.515 | 48.720 | 48.720 | 46.542 | 46.542 | 47.458 | 47.458 |
| | IP2 | | | 38.411 | 1:29.122 | 36.510 | 1:25.716 | | | 35.767 | 1:24.487 | 34.830 | 1:21.372 | 34.632 | 1:22.090 |
| | FL | | | 44.227 | 2:13.349 | 3:09.63 | PIT EXIT | | | 41.784 | 2:06.271 | 40.828 | 2:02.200 | 40.912 | 2:03.002 |
| 8 | IP1 | | | 49.993 | 49.993 | 55.694 | 55.694 | | | 48.000 | 48.000 | 56.007 | 56.007 | 47.582 | 47.582 |
| | IP2 | | | 37.005 | 1:26.998 | 42.746 | 1:38.440 | | | 35.632 | 1:23.632 | 35.191 | 1:31.198 | 34.957 | 1:22.539 |
| | FL | | | 42.982 | 2:09.980 | 46.976 | 2:25.416 | | | 41.667 | 2:05.299 | 40.403 | 2:11.601 | 41.492 | 2:04.031 |
| 9 | IP1 | | | 49.597 | 49.597 | 49.926 | 49.926 | | | 47.889 | 47.889 | 46.746 | 46.746 | 47.650 | 47.650 |
| | IP2 | | | 36.490 | 1:26.087 | 36.515 | 1:26.441 | | | 37.116 | 1:25.005 | 34.229 | 1:20.975 | 35.490 | 1:23.140 |
| | FL | | | 42.795 | 2:08.882 | 43.218 | 2:09.659 | | | 53.026 | 2:18.031 | 40.259 | 2:01.234 | 40.932 | 2:04.072 |
| 10 | IP1 | | | 49.594 | 49.594 | 48.928 | 48.928 | | | 48.149 | 48.149 | 46.502 | 46.502 | | |
| | IP2 | | | 37.514 | 1:27.108 | 35.953 | 1:24.881 | | | 35.183 | 1:23.332 | 34.633 | 1:21.135 | | |
| | FL | | | 44.752 | 2:11.860 | 42.843 | 2:07.724 | | | 41.387 | 2:04.719 | 40.775 | 2:01.910 | | |
| 11 | IP1 | | | 50.191 | 50.191 | 49.325 | 49.325 | | | 47.867 | 47.867 | 46.477 | 46.477 | | |
| | IP2 | | | 35.992 | 1:26.183 | 36.473 | 1:25.798 | | | 35.427 | 1:23.294 | 34.097 | 1:20.574 | | |
| | FL | | | 42.596 | 2:08.779 | | | | | 44.700 | 2:07.994 | 40.965 | 2:01.539 | | |
| 12 | IP1 | | | 48.975 | 48.975 | | | | | 47.694 | 47.694 | 46.429 | 46.429 | | |
| | IP2 | | | 36.866 | 1:25.841 | | | | | 34.962 | 1:22.656 | 34.236 | 1:20.665 | | |
| | FL | | | 47.433 | 2:13.274 | | | | | 41.706 | 2:04.362 | 41.678 | 2:02.343 | | |
| 13 | IP1 | | | | | | | | | 48.253 | 48.253 | 46.891 | 46.891 | | |
| | IP2 | | | | | | | | | 35.189 | 1:23.442 | 34.514 | 1:21.405 | | |
| | FL | | | | | | | | | 41.251 | 2:04.693 | | | | |
| 14 | IP1 | | | | | | | | | 47.400 | 47.400 | | | | |
| | IP2 | | | | | | | | | 35.744 | 1:23.144 | | | | |
| | FL | | | | | | | | | 41.379 | 2:04.523 | | | | |
| 15 | IP1 | | | | | | | | | | | | | | |
| | IP2 | | | | | | | | | | | | | | |
| | FL | | | | | | | | | | | | | | |

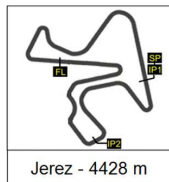




RACING WEEKEND - CIRCUITO DE JEREZ SUPER 7 by TOYO ANÁLISIS - ENTRENAMIENTOS LIBRES

| Número | 57 | | 77 | | 81 | | 333 | | 0 | | 0 | | 0 | |
|--------|-----|---------------|-----------------|---------------|-----------------|---------------|-----------------|---------------|-----------------|--------|--------|--------|--------|--|
| | Vta | Sector | Vuelta | Sector | Vuelta | Sector | Vuelta | Sector | Vuelta | Sector | Vuelta | Sector | Vuelta | |
| 1 | IP1 | 56.472 | 56.472 | 59.838 | 59.838 | 56.802 | 56.802 | 53.863 | 53.863 | | | | | |
| | IP2 | 39.249 | 1:35.721 | 39.882 | 1:39.720 | 37.221 | 1:34.023 | 37.531 | 1:31.394 | | | | | |
| | FL | 44.116 | 2:19.837 | 45.259 | 2:24.979 | 42.299 | 2:16.322 | 43.818 | 2:15.212 | | | | | |
| 2 | IP1 | 51.936 | 51.936 | 50.367 | 50.367 | 47.734 | 47.734 | 47.949 | 47.949 | | | | | |
| | IP2 | 36.604 | 1:28.540 | 36.396 | 1:26.763 | 35.301 | 1:23.035 | 36.104 | 1:24.053 | | | | | |
| | FL | 43.359 | 2:11.899 | 43.592 | 2:10.355 | 41.967 | 2:05.002 | 41.953 | 2:06.006 | | | | | |
| 3 | IP1 | 50.596 | 50.596 | 48.961 | 48.961 | 48.171 | 48.171 | 47.347 | 47.347 | | | | | |
| | IP2 | 36.599 | 1:27.195 | 37.225 | 1:26.186 | 34.693 | 1:22.864 | 35.653 | 1:23.000 | | | | | |
| | FL | 43.094 | 2:10.289 | 44.180 | 2:10.366 | 41.107 | 2:03.971 | 41.101 | 2:04.101 | | | | | |
| 4 | IP1 | 49.233 | 49.233 | 52.194 | 52.194 | 47.698 | 47.698 | 46.922 | 46.922 | | | | | |
| | IP2 | 35.806 | 1:25.039 | 36.349 | 1:28.543 | 35.457 | 1:23.155 | 35.172 | 1:22.094 | | | | | |
| | FL | 42.577 | 2:07.616 | 2:40.35 | PIT EXIT | 42.664 | 2:05.819 | 41.568 | 2:03.662 | | | | | |
| 5 | IP1 | 49.141 | 49.141 | 53.055 | 53.055 | 53.183 | 53.183 | 47.142 | 47.142 | | | | | |
| | IP2 | 35.734 | 1:24.875 | 36.609 | 1:29.664 | 35.015 | 1:28.198 | 34.965 | 1:22.107 | | | | | |
| | FL | 43.079 | 2:07.954 | 44.462 | 2:14.126 | 41.408 | 2:09.606 | 40.897 | 2:03.004 | | | | | |
| 6 | IP1 | 49.019 | 49.019 | 49.921 | 49.921 | 47.738 | 47.738 | 47.063 | 47.063 | | | | | |
| | IP2 | 35.617 | 1:24.636 | 36.593 | 1:26.514 | 34.883 | 1:22.621 | 34.536 | 1:21.599 | | | | | |
| | FL | 42.658 | 2:07.294 | 43.753 | 2:10.267 | 41.389 | 2:04.010 | 41.197 | 2:02.796 | | | | | |
| 7 | IP1 | 48.642 | 48.642 | 49.688 | 49.688 | 47.778 | 47.778 | 46.826 | 46.826 | | | | | |
| | IP2 | 35.624 | 1:24.266 | 38.308 | 1:27.996 | 34.976 | 1:22.754 | 34.853 | 1:21.679 | | | | | |
| | FL | 42.622 | 2:06.888 | 43.837 | 2:11.833 | 41.151 | 2:03.905 | 40.966 | 2:02.645 | | | | | |
| 8 | IP1 | 48.635 | 48.635 | 49.921 | 49.921 | 47.449 | 47.449 | 46.740 | 46.740 | | | | | |
| | IP2 | 36.066 | 1:24.701 | 36.390 | 1:26.311 | 35.701 | 1:23.150 | 34.916 | 1:21.656 | | | | | |
| | FL | 43.268 | 2:07.969 | 44.280 | 2:10.591 | 41.441 | 2:04.591 | 2:32.83 | PIT EXIT | | | | | |
| 9 | IP1 | 48.824 | 48.824 | 49.268 | 49.268 | 48.187 | 48.187 | 50.187 | 50.187 | | | | | |
| | IP2 | 36.205 | 1:25.029 | 36.231 | 1:25.499 | 35.515 | 1:23.702 | 34.823 | 1:25.010 | | | | | |
| | FL | 42.971 | 2:08.000 | 43.103 | 2:08.602 | 41.347 | 2:05.049 | 40.573 | 2:05.583 | | | | | |
| 10 | IP1 | 48.938 | 48.938 | 49.121 | 49.121 | 46.925 | 46.925 | 47.190 | 47.190 | | | | | |
| | IP2 | 35.720 | 1:24.658 | 36.122 | 1:25.243 | 34.920 | 1:21.845 | 34.602 | 1:21.792 | | | | | |
| | FL | 43.048 | 2:07.706 | 43.250 | 2:08.493 | 42.218 | 2:04.063 | 41.166 | 2:02.958 | | | | | |
| 11 | IP1 | 48.629 | 48.629 | 49.522 | 49.522 | 47.112 | 47.112 | 47.112 | 47.112 | | | | | |
| | IP2 | 35.639 | 1:24.268 | 36.165 | 1:25.687 | 34.778 | 1:21.890 | 34.523 | 1:21.635 | | | | | |
| | FL | 43.068 | 2:07.336 | 43.522 | 2:09.209 | 40.980 | 2:02.870 | 41.238 | 2:02.873 | | | | | |
| 12 | IP1 | 48.747 | 48.747 | 49.328 | 49.328 | 46.905 | 46.905 | 47.039 | 47.039 | | | | | |
| | IP2 | 35.598 | 1:24.345 | 36.086 | 1:25.414 | 34.693 | 1:21.598 | 34.287 | 1:21.326 | | | | | |
| | FL | 42.700 | 2:07.045 | 43.868 | 2:09.282 | 41.836 | 2:03.434 | 40.608 | 2:01.934 | | | | | |
| 13 | IP1 | 49.148 | 49.148 | 49.957 | 49.957 | 47.032 | 47.032 | 47.032 | 47.032 | | | | | |
| | IP2 | 35.429 | 1:24.577 | 36.305 | 1:26.262 | 34.467 | 1:21.499 | 34.494 | 1:21.526 | | | | | |
| | FL | 43.373 | 2:07.950 | 43.261 | 2:09.523 | 40.833 | 2:02.332 | 40.689 | 2:02.215 | | | | | |
| 14 | IP1 | 48.698 | 48.698 | | | 47.684 | 47.684 | 46.778 | 46.778 | | | | | |
| | IP2 | 38.533 | 1:27.231 | | | 35.009 | 1:22.693 | 34.541 | 1:21.319 | | | | | |
| | FL | | ----- | | ----- | 41.358 | 2:04.051 | 40.385 | 2:01.704 | | | | | |
| 15 | IP1 | | | | | 47.122 | 47.122 | | | | | | | |
| | IP2 | | | | | 34.770 | 1:21.892 | | | | | | | |
| | FL | | | | | 41.181 | 2:03.073 | | ----- | | | | | |





s4

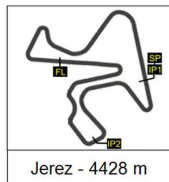
RACING WEEKEND - CIRCUITO DE JEREZ SUPER 7 by TOYO 40 MEJORES VUELTAS - ENTRENAMIENTOS LIBRES

| Dorsal | Piloto | Nat | Equipo | Maq. | Hora | Vuelta | Tiempo |
|--------|----------------|-----|--------|----------|----------|--------|----------|
| 25 | Pedro SALVADOR | POR | Speedy | CATERHAM | 10:48:12 | 8 | 1:59.710 |
| 25 | Pedro SALVADOR | POR | Speedy | CATERHAM | 10:46:12 | 7 | 2:00.078 |
| 8 | Luís CALHEIROS | POR | CRM | CATERHAM | 10:45:23 | 6 | 2:00.170 |
| 21 | J J MAGALHÃES | POR | Team N | CATERHAM | 10:53:28 | 10 | 2:00.262 |
| 25 | Pedro SALVADOR | POR | Speedy | CATERHAM | 10:44:12 | 6 | 2:00.329 |
| 25 | Pedro SALVADOR | POR | Speedy | CATERHAM | 10:36:23 | 3 | 2:00.457 |
| 8 | Luís CALHEIROS | POR | CRM | CATERHAM | 10:53:30 | 10 | 2:00.628 |
| 8 | Luís CALHEIROS | POR | CRM | CATERHAM | 10:51:30 | 9 | 2:00.792 |
| 25 | Pedro SALVADOR | POR | Speedy | CATERHAM | 10:34:23 | 2 | 2:00.903 |
| 7 | Diogo TAVARES | POR | CRM | CATERHAM | 10:48:26 | 7 | 2:00.921 |
| 21 | J J MAGALHÃES | POR | Team N | CATERHAM | 10:45:23 | 7 | 2:00.929 |
| 53 | José C PIRES | POR | Mtech | CATERHAM | 10:36:25 | 3 | 2:00.993 |
| 8 | Luís CALHEIROS | POR | CRM | CATERHAM | 11:00:58 | 13 | 2:01.006 |
| 53 | José C PIRES | POR | Mtech | CATERHAM | 10:34:24 | 2 | 2:01.058 |
| 30 | Gonçalo LOBO | POR | BCM | CATERHAM | 10:36:24 | 3 | 2:01.074 |
| 21 | J J MAGALHÃES | POR | Team N | CATERHAM | 10:39:17 | 4 | 2:01.231 |
| 53 | José C PIRES | POR | Mtech | CATERHAM | 10:53:07 | 9 | 2:01.234 |
| 30 | Gonçalo LOBO | POR | BCM | CATERHAM | 10:54:32 | 11 | 2:01.270 |
| 7 | Diogo TAVARES | POR | CRM | CATERHAM | 10:50:27 | 8 | 2:01.322 |
| 30 | Gonçalo LOBO | POR | BCM | CATERHAM | 10:52:31 | 10 | 2:01.388 |
| 7 | Diogo TAVARES | POR | CRM | CATERHAM | 10:38:43 | 4 | 2:01.485 |
| 30 | Gonçalo LOBO | POR | BCM | CATERHAM | 10:46:25 | 7 | 2:01.515 |
| 53 | José C PIRES | POR | Mtech | CATERHAM | 10:57:11 | 11 | 2:01.539 |
| 30 | Gonçalo LOBO | POR | BCM | CATERHAM | 10:38:26 | 4 | 2:01.687 |
| 33 | Ricardo RAJANI | POR | Speedy | CATERHAM | 10:59:13 | 12 | 2:01.689 |
| 8 | Luís CALHEIROS | POR | CRM | CATERHAM | 10:34:38 | 2 | 2:01.691 |
| 53 | José C PIRES | POR | Mtech | CATERHAM | 10:38:27 | 4 | 2:01.701 |
| 333 | Sérgio SARAIVA | POR | Nova | CATERHAM | 11:00:57 | 14 | 2:01.704 |
| 8 | Luís CALHEIROS | POR | CRM | CATERHAM | 10:36:40 | 3 | 2:01.788 |
| 30 | Gonçalo LOBO | POR | BCM | CATERHAM | 10:48:27 | 8 | 2:01.790 |
| 21 | J J MAGALHÃES | POR | Team N | CATERHAM | 10:55:30 | 11 | 2:01.795 |
| 53 | José C PIRES | POR | Mtech | CATERHAM | 10:55:09 | 10 | 2:01.910 |
| 333 | Sérgio SARAIVA | POR | Nova | CATERHAM | 10:56:53 | 12 | 2:01.934 |
| 21 | J J MAGALHÃES | POR | Team N | CATERHAM | 10:43:22 | 6 | 2:01.999 |
| 7 | Diogo TAVARES | POR | CRM | CATERHAM | 10:52:29 | 9 | 2:02.008 |
| 33 | Ricardo RAJANI | POR | Speedy | CATERHAM | 10:57:11 | 11 | 2:02.126 |
| 53 | José C PIRES | POR | Mtech | CATERHAM | 10:48:54 | 7 | 2:02.200 |
| 333 | Sérgio SARAIVA | POR | Nova | CATERHAM | 10:58:55 | 13 | 2:02.215 |
| 7 | Diogo TAVARES | POR | CRM | CATERHAM | 10:36:41 | 3 | 2:02.260 |
| 21 | J J MAGALHÃES | POR | Team N | CATERHAM | 10:41:20 | 5 | 2:02.276 |

LiveTiming: live.crono-jerez.com

Pág 1 de 1





s5

RACING WEEKEND - CIRCUITO DE JEREZ SUPER 7 by TOYO TOP CINCO VUELTAS - ENTRENAMIENTOS LIBRES

| Piloto | Nat | Equipo | Top Five Laps | | | | |
|--------|-----------------------|------------|---------------|----------|----------|----------|----------|
| 25 | Pedro SALVADOR | POR Speedy | 1:59.710 | 2:00.078 | 2:00.329 | 2:00.457 | 2:00.903 |
| 8 | Luís CALHEIROS | POR CRM | 2:00.170 | 2:00.628 | 2:00.792 | 2:01.006 | 2:01.691 |
| 21 | J J MAGALHÃES | POR Team N | 2:00.262 | 2:00.929 | 2:01.231 | 2:01.795 | 2:01.999 |
| 7 | Diogo TAVARES | POR CRM | 2:00.921 | 2:01.322 | 2:01.485 | 2:02.008 | 2:02.260 |
| 53 | José C PIRES | POR Mtech | 2:00.993 | 2:01.058 | 2:01.234 | 2:01.539 | 2:01.701 |
| 30 | Gonçalo LOBO | POR BCM | 2:01.074 | 2:01.270 | 2:01.388 | 2:01.515 | 2:01.687 |
| 33 | Ricardo RAJANI | POR Speedy | 2:01.689 | 2:02.126 | 2:02.770 | 2:03.596 | 2:04.218 |
| 333 | Sérgio SARAIVA | POR Nova | 2:01.704 | 2:01.934 | 2:02.215 | 2:02.645 | 2:02.796 |
| 81 | Daniel GONZÁLEZ-VALLI | POR BCM | 2:02.332 | 2:02.870 | 2:03.073 | 2:03.434 | 2:03.905 |
| 19 | Duarte LISBOA | POR Team N | 2:02.587 | 2:02.924 | 2:03.891 | 2:04.593 | 2:05.363 |
| 34 | Francisco VILLAR | POR Speedy | 2:02.816 | 2:03.524 | 2:12.323 | PIT EXIT | PIT EXIT |
| 54 | Nuno PIRES | POR Mtech | 2:02.996 | 2:03.002 | 2:04.031 | 2:04.072 | 2:04.707 |
| 23 | Diogo COSTA | POR Team N | 2:03.306 | 2:03.701 | 2:03.776 | 2:04.162 | 2:04.603 |
| 44 | Nuno AFONSO | POR Team N | 2:04.362 | 2:04.523 | 2:04.693 | 2:04.719 | 2:05.299 |
| 24 | Luís F OLIVEIRA | POR CRM | 2:05.891 | 2:05.949 | 2:06.384 | 2:06.457 | 2:06.474 |
| 29 | Paulo COSTA | POR Team N | 2:06.408 | 2:06.650 | 2:07.315 | 2:07.554 | 2:08.830 |
| 57 | Bernardo BELLO | POR CRM | 2:06.888 | 2:07.045 | 2:07.294 | 2:07.336 | 2:07.616 |
| 37 | Pedro LACERDA | POR BS | 2:07.724 | 2:09.000 | 2:09.146 | 2:09.659 | 2:09.711 |
| 27 | João GALVÃO | POR BCM | 2:08.012 | 2:08.070 | 2:08.797 | 2:09.090 | 2:09.516 |
| 77 | Frederico BRION | POR BS | 2:08.493 | 2:08.602 | 2:09.209 | 2:09.282 | 2:09.523 |
| 36 | António NUNES DE ALME | POR BS | 2:08.779 | 2:08.882 | 2:09.980 | 2:11.522 | 2:11.860 |
| 18 | Francisco FIGUEIREDO | POR P | 2:08.946 | 2:09.491 | 2:09.662 | 2:09.750 | 2:09.860 |
| 9 | Bruno MARTINS | POR CRM | 2:09.848 | 2:09.940 | 2:09.986 | 2:10.070 | 2:10.288 |
| 31 | André MATOS | POR BCM | 2:13.232 | 2:14.116 | 2:14.439 | 2:14.657 | 2:15.073 |
| 43 | Fernando COSTA | POR Team N | 2:13.643 | 2:13.717 | 2:13.985 | 2:16.782 | 2:17.021 |

LiveTiming: live.crono-jerez.com

Pág 1 de 1





S6

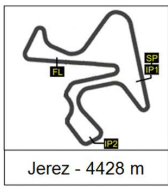
RACING WEEKEND - CIRCUITO DE JEREZ SUPER 7 by TOYO 40 MEJORES VELOCIDADES MÁXIMAS - ENTRENAMIENTOS LIBRES

| Dorsal | Piloto | Nat | Equipo | Maq. | Hora | Vuelta | Vmax |
|--------|------------------|-----|--------|----------|----------|--------|-------|
| 33 | Ricardo RAJANI | POR | Speedy | CATERHAM | 10:33:12 | 1 | 194,9 |
| 54 | Nuno PIRES | POR | Mtech | CATERHAM | 10:31:09 | 0 | 194,6 |
| 34 | Francisco VILLAR | POR | Speedy | CATERHAM | 11:00:15 | 3 | 193,9 |
| 33 | Ricardo RAJANI | POR | Speedy | CATERHAM | 10:31:08 | 0 | 193,8 |
| 21 | J J MAGALHÃES | POR | Team N | CATERHAM | 10:54:14 | 10 | 193,5 |
| 33 | Ricardo RAJANI | POR | Speedy | CATERHAM | 10:57:58 | 11 | 193,4 |
| 33 | Ricardo RAJANI | POR | Speedy | CATERHAM | 10:55:56 | 10 | 193,1 |
| 33 | Ricardo RAJANI | POR | Speedy | CATERHAM | 10:35:17 | 2 | 192,7 |
| 21 | J J MAGALHÃES | POR | Team N | CATERHAM | 10:36:01 | 2 | 192,6 |
| 33 | Ricardo RAJANI | POR | Speedy | CATERHAM | 11:00:00 | 12 | 192,5 |
| 8 | Luís CALHEIROS | POR | CRM | CATERHAM | 10:50:15 | 8 | 192,4 |
| 30 | Gonçalo LOBO | POR | BCM | CATERHAM | 10:35:09 | 2 | 192,4 |
| 33 | Ricardo RAJANI | POR | Speedy | CATERHAM | 10:39:25 | 4 | 192,3 |
| 7 | Diogo TAVARES | POR | CRM | CATERHAM | 10:47:11 | 6 | 192,1 |
| 30 | Gonçalo LOBO | POR | BCM | CATERHAM | 10:45:10 | 6 | 191,9 |
| 30 | Gonçalo LOBO | POR | BCM | CATERHAM | 10:37:11 | 3 | 191,8 |
| 7 | Diogo TAVARES | POR | CRM | CATERHAM | 10:37:28 | 3 | 191,7 |
| 25 | Pedro SALVADOR | POR | Speedy | CATERHAM | 10:33:08 | 1 | 191,6 |
| 7 | Diogo TAVARES | POR | CRM | CATERHAM | 10:33:24 | 1 | 191,5 |
| 30 | Gonçalo LOBO | POR | BCM | CATERHAM | 10:51:15 | 9 | 191,4 |
| 8 | Luís CALHEIROS | POR | CRM | CATERHAM | 10:37:27 | 3 | 191,3 |
| 7 | Diogo TAVARES | POR | CRM | CATERHAM | 10:59:44 | 11 | 191,2 |
| 8 | Luís CALHEIROS | POR | CRM | CATERHAM | 10:44:09 | 5 | 190,8 |
| 7 | Diogo TAVARES | POR | CRM | CATERHAM | 10:55:18 | 10 | 190,8 |
| 7 | Diogo TAVARES | POR | CRM | CATERHAM | 10:45:10 | 5 | 190,7 |
| 54 | Nuno PIRES | POR | Mtech | CATERHAM | 10:33:12 | 1 | 190,6 |
| 54 | Nuno PIRES | POR | Mtech | CATERHAM | 10:53:19 | 5 | 190,6 |
| 29 | Paulo COSTA | POR | Team N | CATERHAM | 10:47:54 | 7 | 190,6 |
| 8 | Luís CALHEIROS | POR | CRM | CATERHAM | 10:46:01 | 6 | 190,6 |
| 33 | Ricardo RAJANI | POR | Speedy | CATERHAM | 10:37:21 | 3 | 190,4 |
| 30 | Gonçalo LOBO | POR | BCM | CATERHAM | 10:49:13 | 8 | 190,4 |
| 7 | Diogo TAVARES | POR | CRM | CATERHAM | 10:53:18 | 9 | 190,3 |
| 30 | Gonçalo LOBO | POR | BCM | CATERHAM | 11:00:40 | 13 | 190,2 |
| 53 | José C PIRES | POR | Mtech | CATERHAM | 10:35:11 | 2 | 189,6 |
| 53 | José C PIRES | POR | Mtech | CATERHAM | 10:33:09 | 1 | 189,5 |
| 333 | Sérgio SARAIVA | POR | Nova | CATERHAM | 10:37:20 | 3 | 189,5 |
| 30 | Gonçalo LOBO | POR | BCM | CATERHAM | 10:43:07 | 5 | 189,4 |
| 53 | José C PIRES | POR | Mtech | CATERHAM | 10:39:13 | 4 | 189,4 |
| 8 | Luís CALHEIROS | POR | CRM | CATERHAM | 10:52:16 | 9 | 189,3 |
| 8 | Luís CALHEIROS | POR | CRM | CATERHAM | 10:59:43 | 12 | 189,3 |

LiveTiming: live.crono-jerez.com

Pág 1 de 1





s7

RACING WEEKEND - CIRCUITO DE JEREZ SUPER 7 by TOYO TOP CINCO VELOCIDADES MÁXIMAS - ENTRENAMIENTOS LIBRES

| Piloto | Nat | Equipo | Top Five Vmax | | | | |
|--------------------------|-----|--------|---------------|-------|-------|-------|-------|
| 33 Ricardo RAJANI | POR | Speedy | 194,9 | 193,8 | 193,4 | 193,1 | 192,7 |
| 54 Nuno PIRES | POR | Mtech | 194,6 | 190,6 | 190,6 | 189,3 | 189,0 |
| 34 Francisco VILLAR | POR | Speedy | 193,9 | 186,6 | 186,0 | 185,7 | |
| 21 J J MAGALHÃES | POR | Team N | 193,5 | 192,6 | 188,8 | 188,5 | 188,0 |
| 30 Gonçalo LOBO | POR | BCM | 192,4 | 191,9 | 191,8 | 191,4 | 190,4 |
| 8 Luís CALHEIROS | POR | CRM | 192,4 | 191,3 | 190,8 | 190,6 | 189,3 |
| 7 Diogo TAVARES | POR | CRM | 192,1 | 191,7 | 191,5 | 191,2 | 190,8 |
| 25 Pedro SALVADOR | POR | Speedy | 191,6 | 188,3 | 188,1 | 187,9 | 187,8 |
| 29 Paulo COSTA | POR | Team N | 190,6 | 186,9 | 186,1 | 186,1 | 185,7 |
| 53 José C PIRES | POR | Mtech | 189,6 | 189,5 | 189,4 | 189,1 | 189,0 |
| 333 Sérgio SARAIVA | POR | Nova | 189,5 | 188,0 | 186,8 | 186,6 | 185,6 |
| 19 Duarte LISBOA | POR | Team N | 188,7 | 188,6 | 187,7 | 187,5 | 187,5 |
| 23 Diogo COSTA | POR | Team N | 188,0 | 187,3 | 186,6 | 186,5 | 186,5 |
| 44 Nuno AFONSO | POR | Team N | 186,6 | 186,5 | 186,4 | 185,5 | 185,4 |
| 81 Daniel GONZÁLEZ-VALLI | POR | BCM | 186,5 | 185,6 | 183,9 | 183,8 | 183,5 |
| 37 Pedro LACERDA | POR | BS | 180,0 | 173,4 | 171,9 | 171,6 | 171,6 |
| 77 Frederico BRION | POR | BS | 178,2 | 177,3 | 174,8 | 173,7 | 173,5 |
| 24 Luís F OLIVEIRA | POR | CRM | 177,6 | 176,8 | 176,8 | 175,1 | 175,0 |
| 27 João GALVÃO | POR | BCM | 177,4 | 175,8 | 174,9 | 173,0 | 172,4 |
| 9 Bruno MARTINS | POR | CRM | 177,2 | 175,4 | 173,8 | 173,4 | 173,3 |
| 57 Bernardo BELLO | POR | CRM | 176,3 | 175,5 | 175,0 | 174,9 | 174,8 |
| 31 André MATOS | POR | BCM | 174,9 | 174,7 | 174,4 | 174,2 | 173,9 |
| 18 Francisco FIGUEIREDO | POR | P | 172,2 | 171,6 | 171,0 | 171,0 | 169,8 |
| 36 António NUNES DE ALME | POR | BS | 171,8 | 171,8 | 171,5 | 171,0 | 170,6 |
| 43 Fernando COSTA | POR | Team N | 171,8 | 169,5 | 169,3 | 168,9 | 168,8 |

LiveTiming: live.crono-jerez.com

Pág 1 de 1

