



52

Jerez - 4428 m

CAMPEONATOS DE ESPAÑA DE GT ENTRENAMIENTOS CRONO PILOTO 1 / QUALIFYING PRACTICE DRIVER 1 RESULTADOS / RESULTS

CONDICIONES ATMOSFERICAS: **Nublado**ESTADO DE LA PISTA: **Mojada**

Ord. #	Piloto	Licencia	Club	Marca	NV	VR	Tiempo	Gap	Intv	VMax
1	105 GT2 Vinyes-Font		BAPORO MOTORSPORT	Porsche	6	6	1:50.540	----	----	220,4
2	199 GT2 Navarrete R-Navarrete P	ESP	SMC JUNIOR MOTORSPOR	Porsche	6	6	1:51.020	0.480	0.480	219,3
3	114 GT1 J Smet	ESP	MONLAU COMPETICIÓN	Renault	7	5	1:51.700	1.160	0.680	218,1
4	178 GT2 Rdguez Sastre-Lopez Anós	ESP	R. A. C CIRCUITO GUADAL	Porsche	7	6	1:53.870	3.330	2.170	213,0
5	103 GT1 Mayola-Gtrrez Agüi	ESP	PCR SPORT	Ferrari	7	7	1:55.733	5.193	1.863	214,6
6	108 GT2 Sainero-Morcillo	ESP	E2P ESC. ESPAÑOLA PILO	Porsche	8	7	1:55.905	5.365	0.172	215,1
7	126 GT3 R Villanueva de Martin	ESP	NM RACING TEAM	Mercedes	6	4	1:57.334	6.794	1.429	203,2
8	136 GT1 Grau-Gómez	FRA	PHILIPPE GRUAU	Vortex	7	7	2:03.853	13.313	6.519	210,5
9	134 GT3 Courtois-Brochier	FRA	GILLES COURTOIS	Vortex	7	7	2:04.781	14.241	0.928	200,6

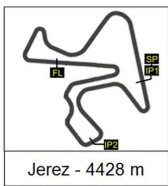
Circuito de Jerez, 19 DE SEPTIEMBRE DE 2020

LOS COMISARIOS DEPORTIVOS	EL DIRECTOR DE CARRERA	EL JEFE DE CRONOMETRAJE
Hora:	Hora:	RESULTADOS PUBLICADOS A LAS 15:22 HORAS

LiveTiming: live.crono-jerez.com

Pág 1 de 1





53

CAMPEONATOS DE ESPAÑA DE RESISTENCIA TCR ENTRENAMIENTOS CRONO PILOTO 1 / QUALIFYING PRACTICE DRIVER 1 RESULTADOS / RESULTS

CONDICIONES ATMOSFERICAS: **Nublado**

ESTADO DE LA PISTA: **Seca**

Ord.	#	Piloto	Licencia	Club	Marca	NV	VR	Tiempo	Gap	Intv	VMax
1	16	TCR Azcona-Leonov	ESP	VICTORY ASSERTO	Cupra	7	7	1:53.543	----	----	200,5
2	5	TCR de los Milagros-Carbó	ESP	PCR SPORT	Cupra	7	7	1:55.399	1.856	1.856	202,0
3	55	TCR Van Nostrum-Oxley		SPV RACING	Audi	8	6	1:56.337	2.794	0.938	198,0
4	81	TCR Glez Reyes-Lobera	ESP	TERRA TRAINING MOTOR	Peugeot	6	5	1:56.579	3.036	0.242	197,3
5	77	TCR F Mendez Cazorla	ESP	RC2 JUNIOR TEAM	Cupra	6	6	1:56.830	3.287	0.251	200,9
6	31	TCR G Aso Arjol	ESP	PCR SPORT	Cupra	7	7	1:57.497	3.954	0.667	195,8
7	88	TCR Sánchez Macías-Barrios	ESP	LOCAL SPORT	Cupra	6	5	1:59.094	5.551	1.597	194,6
8	23	TCR Peña-Cebrián	ESP	RC2 JUNIOR TEAM	Cupra	6	5	1:59.707	6.164	0.613	193,6
9	20	TCR R Fdez Gil-F Fdez Gil	ESP	RC2 JUNIOR TEAM	Cupra	6	4	2:01.566	8.023	1.859	193,4
10	26	TCR Dasi-Parera	ESP	PCR SPORT	Cupra	7	7	2:02.009	8.466	0.443	195,2
11	44	TCR Smaali-Fontes		SPV RACING	Audi	7	7	2:02.153	8.610	0.144	196,6

Circuito de Jerez, 19 DE SEPTIEMBRE DE 2020

LOS COMISARIOS DEPORTIVOS	EL DIRECTOR DE CARRERA	EL JEFE DE CRONOMETRAJE
Hora:	Hora:	RESULTADOS PUBLICADOS A LAS 15:22 HORAS

LiveTiming: live.crono-jerez.com



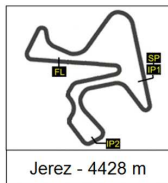


54

CAMPEONATOS DE ESPAÑA DE GT Y DE RESISTENCIA TCR ENTRENAMIENTOS CRONO PILOTO 1 / QUALIFYING PRACTICE DRIVER 1 VUELTA A VUELTA / LAP BY LAP

Vuelta	5	16	20	23	26	31	44	55	77	81	88	103
1	2:17.459	2:20.300	PIT EXIT	2:25.295	2:30.825	2:39.706	2:27.338	2:37.575	PIT EXIT	2:16.451	2:25.126	2:30.011
2	PIT EXIT	1:56.444	2:18.382	PIT EXIT	2:11.559	2:05.064	2:43.889	2:02.702	2:16.453	2:01.453	2:03.821	2:03.401
3	2:03.192	1:56.374	2:05.378	2:14.010	2:07.695	1:58.837	2:13.459	1:58.674	2:00.647	2:00.751	2:02.273	2:00.128
4	1:57.476	1:54.333	2:01.566*	2:00.875	2:04.975	1:58.665	2:07.665	2:02.639	1:59.058	1:58.601	2:00.986	2:15.576
5	1:56.493	2:23.587	2:02.082	1:59.707*	2:03.486	2:15.170	2:03.867	1:58.244	2:11.550	1:56.579*	1:59.094*	2:04.836
6	1:55.736	2:33.570	2:01.746	1:59.835	2:06.394	2:07.568	2:02.215	1:56.337*	1:56.830*	1:57.048	1:59.309	1:59.777
7	1:55.399*	1:53.543*			2:02.009*	1:57.497*	2:02.153*	1:56.529				1:55.733*
8								1:56.397				

Vuelta	105	108	114	126	134	136	178	199				
1	2:25.801	2:14.965	2:31.532	2:34.722	2:40.892	2:37.170	2:25.891	2:16.567				
2	2:10.971	2:03.685	2:04.210	2:04.250	2:19.657	2:15.130	2:03.429	1:52.695				
3	1:52.737	1:59.862	1:57.938	1:59.255	2:18.226	2:10.052	2:00.772	1:51.954				
4	1:52.226	1:57.888	1:53.931	1:57.334*	2:08.095	2:07.102	1:59.004	1:51.658				
5	1:51.448	1:56.553	1:51.700*	1:58.074	2:06.983	2:06.185	1:54.946	2:00.119				
6	1:50.540*	1:56.201	1:57.287	2:09.999	2:07.684	2:04.740	1:53.870*	1:51.020*				
7		1:55.905*	1:52.455		2:04.781*	2:03.853*	1:55.586					
8		2:04.064										



CAMPEONATOS DE ESPAÑA DE GT Y DE RESISTENCIA TCR ENTRENAMIENTOS CRONO PILOTO 1 / QUALIFYING PRACTICE DRIVER 1 ANALISIS / ANALYSIS

Número	5		16		20		23		26		31		44		
	Vta	Sector	Vuelta	Sector	Vuelta	Sector	Vuelta	Sector	Vuelta	Sector	Vuelta	Sector	Vuelta		
1	IP1	55.775	55.775	1:00.46	1:00.468	58.899	58.899	58.944	58.944	1:01.41	1:01.411	1:04.47	1:04.475	1:00.96	1:00.965
	IP2	39.105	1:34.880	37.901	1:38.369	40.840	1:39.739	40.097	1:39.041	42.672	1:44.083	47.871	1:52.346	40.450	1:41.415
	FL	42.580	2:17.459	41.931	2:20.300	2:53.29	PIT EXIT	46.254	2:25.295	46.742	2:30.825	47.360	2:39.706	45.923	2:27.338
2	IP1	46.046	46.046	44.343	44.343	58.896	58.896	49.490	49.490	50.857	50.857	48.390	48.390	50.383	50.383
	IP2	33.873	1:19.919	32.567	1:16.910	36.285	1:35.181	35.704	1:25.194	36.761	1:27.618	34.569	1:22.959	37.193	1:27.576
	FL	2:27.87	PIT EXIT	39.534	1:56.444	43.201	2:18.382	2:32.54	PIT EXIT	43.941	2:11.559	42.105	2:05.064	1:16.31	2:43.889
3	IP1	48.601	48.601	43.543	43.543	48.692	48.692	52.124	52.124	48.929	48.929	45.119	45.119	51.371	51.371
	IP2	34.161	1:22.762	32.058	1:15.601	34.877	1:23.569	39.262	1:31.386	36.127	1:25.056	33.587	1:18.706	38.952	1:30.323
	FL	40.430	2:03.192	40.773	1:56.374	41.809	2:05.378	42.624	2:14.010	42.640	2:07.695	40.131	1:58.837	43.136	2:13.459
4	IP1	44.437	44.437	44.017	44.017	46.775	46.775	46.036	46.036	48.001	48.001	45.195	45.195	49.281	49.281
	IP2	33.229	1:17.666	31.841	1:15.858	33.504	1:20.279	33.833	1:19.869	35.348	1:23.349	33.301	1:18.496	35.914	1:25.195
	FL	39.810	1:57.476	38.475	1:54.333	41.287	2:01.566	41.006	2:00.875	41.627	2:04.975	40.169	1:58.665	42.470	2:07.665
5	IP1	44.319	44.319	52.172	52.172	46.226	46.226	45.596	45.596	47.049	47.049	49.984	49.984	47.383	47.383
	IP2	33.073	1:17.392	42.603	1:34.775	33.158	1:19.384	33.643	1:19.239	34.857	1:21.906	37.698	1:27.682	34.587	1:21.970
	FL	39.101	1:56.493	48.812	2:23.587	42.698	2:02.082	40.468	1:59.707	41.580	2:03.486	47.489	2:15.170	41.897	2:03.867
6	IP1	43.902	43.902	57.499	57.499	45.690	45.690	45.381	45.381	47.663	47.663	45.408	45.408	46.890	46.890
	IP2	32.528	1:16.430	48.619	1:46.118	34.416	1:20.106	33.715	1:19.096	36.670	1:24.333	36.412	1:21.820	34.220	1:21.110
	FL	39.306	1:55.736	47.452	2:33.570	41.640	2:01.746	40.739	1:59.835	42.061	2:06.394	45.748	2:07.568	41.105	2:02.215
7	IP1	43.904	43.904	43.303	43.303			52.565	52.565	46.676	46.676	44.759	44.759	46.406	46.406
	IP2	32.735	1:16.639	31.945	1:15.248			45.362	1:37.927	34.560	1:21.236	33.251	1:18.010	34.824	1:21.230
	FL	38.760	1:55.399	38.295	1:53.543					40.773	2:02.009	39.487	1:57.497	40.923	2:02.153
8	IP1														
	IP2														
	FL														



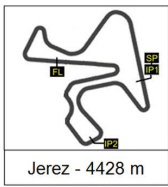
CAMPEONATOS DE ESPAÑA DE GT Y DE RESISTENCIA TCR ENTRENAMIENTOS CRONO PILOTO 1 / QUALIFYING PRACTICE DRIVER 1 ANALISIS / ANALYSIS

Número	55		77		81		88		103		105		108		
	Vta	Sector	Vuelta	Sector	Vuelta	Sector	Vuelta	Sector	Vuelta	Sector	Vuelta	Sector	Vuelta		
1	IP1	1:00.49	1:00.495	59.489	59.489	54.527	54.527	1:02.68	1:02.689	1:03.85	1:03.856	58.650	58.650	56.440	56.440
	IP2	47.076	1:47.571	40.420	1:39.909	38.434	1:32.961	39.056	1:41.745	41.821	1:45.677	40.566	1:39.216	35.002	1:31.442
	FL	50.004	2:37.575	2:52.07	PIT EXIT	43.490	2:16.451	43.381	2:25.126	44.334	2:30.011	46.585	2:25.801	43.523	2:14.965
2	IP1	46.180	46.180	59.313	59.313	46.316	46.316	47.238	47.238	47.621	47.621	45.190	45.190	46.232	46.232
	IP2	34.083	1:20.263	35.202	1:34.515	33.631	1:19.947	34.770	1:22.008	34.381	1:22.002	33.129	1:18.319	34.596	1:20.828
	FL	42.439	2:02.702	41.938	2:16.453	41.506	2:01.453	41.813	2:03.821	41.399	2:03.401	52.652	2:10.971	42.857	2:03.685
3	IP1	45.102	45.102	45.811	45.811	45.436	45.436	47.033	47.033	44.817	44.817	42.739	42.739	45.803	45.803
	IP2	33.255	1:18.357	33.963	1:19.774	34.520	1:19.956	34.567	1:21.600	33.412	1:18.229	31.458	1:14.197	33.663	1:19.466
	FL	40.317	1:58.674	40.873	2:00.647	40.795	2:00.751	40.673	2:02.273	41.899	2:00.128	38.541	1:52.737	40.396	1:59.862
4	IP1	45.093	45.093	45.090	45.090	44.418	44.418	46.752	46.752	50.795	50.795	42.686	42.686	45.058	45.058
	IP2	34.912	1:20.005	33.465	1:18.555	32.787	1:17.205	33.837	1:20.589	37.970	1:28.765	31.298	1:13.984	33.320	1:18.378
	FL	42.634	2:02.639	40.503	1:59.058	41.396	1:58.601	40.397	2:00.986	46.811	2:15.576	38.242	1:52.226	39.510	1:57.888
5	IP1	45.310	45.310	45.272	45.272	44.551	44.551	45.438	45.438	46.317	46.317	42.720	42.720	44.498	44.498
	IP2	32.959	1:18.269	38.690	1:23.962	32.630	1:17.181	33.619	1:19.057	34.568	1:20.885	31.167	1:13.887	33.063	1:17.561
	FL	39.975	1:58.244	47.588	2:11.550	39.398	1:56.579	40.037	1:59.094	43.951	2:04.836	37.561	1:51.448	38.993	1:56.553
6	IP1	44.518	44.518	44.530	44.530	44.615	44.615	45.283	45.283	44.671	44.671	42.125	42.125	44.179	44.179
	IP2	32.693	1:17.211	32.748	1:17.278	32.562	1:17.177	33.744	1:19.027	35.227	1:19.898	31.205	1:13.330	33.481	1:17.660
	FL	39.126	1:56.337	39.552	1:56.830	39.871	1:57.048	40.282	1:59.309	39.879	1:59.777	37.210	1:50.540	38.542	1:56.201
7	IP1	44.509	44.509			48.242	48.242	45.430	45.430	44.169	44.169			43.408	43.408
	IP2	32.591	1:17.100			34.455	1:22.697	34.618	1:20.048	32.553	1:16.722			33.303	1:16.711
	FL	39.429	1:56.529							39.011	1:55.733			39.194	1:55.905
8	IP1	44.327	44.327											46.010	46.010
	IP2	32.592	1:16.919											34.889	1:20.899
	FL	39.479	1:56.397											43.165	2:04.064



CAMPEONATOS DE ESPAÑA DE GT Y DE RESISTENCIA TCR ENTRENAMIENTOS CRONO PILOTO 1 / QUALIFYING PRACTICE DRIVER 1 ANALISIS / ANALYSIS

Número	114		126		134		136		178		199		0	
	Vta	Sector	Vuelta	Sector	Vuelta	Sector	Vuelta	Sector	Vuelta	Sector	Vuelta	Sector	Vuelta	
1	IP1	58.936	58.936	1:07.07	1:07.073	1:05.80	1:05.802	1:04.47	1:04.477	1:02.58	1:02.589	59.800	59.800	
	IP2	47.112	1:46.048	40.374	1:47.447	45.033	1:50.835	44.791	1:49.268	37.704	1:40.293	35.811	1:35.611	
	FL	45.484	2:31.532	47.275	2:34.722	50.057	2:40.892	47.902	2:37.170	45.598	2:25.891	40.956	2:16.567	
2	IP1	49.080	49.080	48.099	48.099	53.689	53.689	51.400	51.400	47.748	47.748	43.009	43.009	
	IP2	34.293	1:23.373	34.607	1:22.706	39.020	1:32.709	38.043	1:29.443	34.741	1:22.489	31.689	1:14.698	
	FL	40.837	2:04.210	41.544	2:04.250	46.948	2:19.657	45.688	2:15.130	40.940	2:03.429	37.997	1:52.695	
3	IP1	45.985	45.985	45.859	45.859	52.169	52.169	49.848	49.848	45.649	45.649	42.513	42.513	
	IP2	32.329	1:18.314	33.030	1:18.889	40.218	1:32.387	36.624	1:26.472	34.991	1:20.640	31.314	1:13.827	
	FL	39.625	1:57.938	40.366	1:59.255	45.839	2:18.226	43.580	2:10.052	40.132	2:00.772	38.127	1:51.954	
4	IP1	43.668	43.668	44.728	44.728	48.525	48.525	47.510	47.510	44.891	44.891	42.105	42.105	
	IP2	31.655	1:15.323	32.781	1:17.509	36.534	1:25.059	36.117	1:23.627	32.986	1:17.877	31.930	1:14.035	
	FL	38.608	1:53.931	39.825	1:57.334	43.036	2:08.095	43.476	2:07.102	41.127	1:59.004	37.623	1:51.658	
5	IP1	42.438	42.438	44.437	44.437	47.686	47.686	48.212	48.212	44.289	44.289	42.335	42.335	
	IP2	30.895	1:13.333	33.084	1:17.521	36.132	1:23.818	35.554	1:23.766	32.189	1:16.478	38.836	1:21.171	
	FL	38.367	1:51.700	40.553	1:58.074	43.165	2:06.983	42.419	2:06.185	38.468	1:54.946	38.948	2:00.119	
6	IP1	42.480	42.480	45.192	45.192	47.726	47.726	48.300	48.300	43.680	43.680	42.087	42.087	
	IP2	34.069	1:16.549	42.077	1:27.269	36.964	1:24.690	35.377	1:23.677	32.138	1:15.818	31.606	1:13.693	
	FL	40.738	1:57.287	42.730	2:09.999	42.995	2:07.684	41.063	2:04.740	38.052	1:53.870	37.327	1:51.020	
7	IP1	42.307	42.307	43.875	43.875	46.827	46.827	47.350	47.350	43.682	43.682			
	IP2	31.336	1:13.643	33.900	1:17.775	35.735	1:22.562	34.713	1:22.063	33.235	1:16.917			
	FL	38.812	1:52.455		-----	42.219	2:04.781	41.790	2:03.853	38.670	1:55.586		-----	
8	IP1													
	IP2													
	FL		-----				-----		-----		-----			



56

CAMPEONATOS DE ESPAÑA DE GT Y DE RESISTENCIA TCR ENTRENAMIENTOS CRONO PILOTO 1 / QUALIFYING PRACTICE DRIVER 1 40 MEJORES VUELTAS / 40 BEST LAPS

Dorsal	Piloto	Nat	Equipo	Maq.	Hora	Vuelta	Tiempo
105	Vinyes-Font		BAPORO MOTORSPORT	Porsche	15:20:17	6	1:50.540
199	Navarrete R-Navarrete P	ESP	SMC JUNIOR MOTORSPORT	Porsche	15:21:50	6	1:51.020
105	Vinyes-Font		BAPORO MOTORSPORT	Porsche	15:18:26	5	1:51.448
199	Navarrete R-Navarrete P	ESP	SMC JUNIOR MOTORSPORT	Porsche	15:17:58	4	1:51.658
114	J Smet	ESP	MONLAU COMPETICIÓN	Renault	15:17:03	5	1:51.700
199	Navarrete R-Navarrete P	ESP	SMC JUNIOR MOTORSPORT	Porsche	15:16:07	3	1:51.954
105	Vinyes-Font		BAPORO MOTORSPORT	Porsche	15:16:35	4	1:52.226
114	J Smet	ESP	MONLAU COMPETICIÓN	Renault	15:20:52	7	1:52.455
199	Navarrete R-Navarrete P	ESP	SMC JUNIOR MOTORSPORT	Porsche	15:14:15	2	1:52.695
105	Vinyes-Font		BAPORO MOTORSPORT	Porsche	15:14:43	3	1:52.737
16	Azcona-Leonov	ESP	VICTORY ASSERTO	Cupra	15:20:05	7	1:53.543
178	Rdquez Sastre-Lopez Anós	ESP	R. A. C CIRCUITO GUADALOPE	Porsche	15:18:18	6	1:53.870
114	J Smet	ESP	MONLAU COMPETICIÓN	Renault	15:15:11	4	1:53.931
16	Azcona-Leonov	ESP	VICTORY ASSERTO	Cupra	15:13:15	4	1:54.333
178	Rdquez Sastre-Lopez Anós	ESP	R. A. C CIRCUITO GUADALOPE	Porsche	15:16:24	5	1:54.946
5	de los Milagros-Carbó	ESP	PCR SPORT	Cupra	15:21:24	7	1:55.399
178	Rdquez Sastre-Lopez Anós	ESP	R. A. C CIRCUITO GUADALOPE	Porsche	15:20:14	7	1:55.586
103	Mayola-Gtrrez Agüi	ESP	PCR SPORT	Ferrari	15:20:52	7	1:55.733
5	de los Milagros-Carbó	ESP	PCR SPORT	Cupra	15:19:29	6	1:55.736
108	Sainero-Morcillo	ESP	E2P ESC. ESPAÑOLA PILOTOS	Porsche	15:19:56	7	1:55.905
108	Sainero-Morcillo	ESP	E2P ESC. ESPAÑOLA PILOTOS	Porsche	15:18:00	6	1:56.201
55	Van Nostrum-Oxley		SPV RACING	Audi	15:17:47	6	1:56.337
16	Azcona-Leonov	ESP	VICTORY ASSERTO	Cupra	15:11:20	3	1:56.374
55	Van Nostrum-Oxley		SPV RACING	Audi	15:21:40	8	1:56.397
16	Azcona-Leonov	ESP	VICTORY ASSERTO	Cupra	15:09:24	2	1:56.444
5	de los Milagros-Carbó	ESP	PCR SPORT	Cupra	15:17:33	5	1:56.493
55	Van Nostrum-Oxley		SPV RACING	Audi	15:19:44	7	1:56.529
108	Sainero-Morcillo	ESP	E2P ESC. ESPAÑOLA PILOTOS	Porsche	15:16:04	5	1:56.553
81	Glez Reyes-Lobera	ESP	TERRA TRAINING MOTORSPORT	Peugeot	15:16:27	5	1:56.579
77	F Mendez Cazorla	ESP	RC2 JUNIOR TEAM	Cupra	15:20:010	6	1:56.830
81	Glez Reyes-Lobera	ESP	TERRA TRAINING MOTORSPORT	Peugeot	15:18:24	6	1:57.048
114	J Smet	ESP	MONLAU COMPETICIÓN	Renault	15:18:60	6	1:57.287
126	R Villanueva de Martin	ESP	NM RACING TEAM	Mercedes	15:14:58	4	1:57.334
5	de los Milagros-Carbó	ESP	PCR SPORT	Cupra	15:15:37	4	1:57.476
31	G Aso Arjol	ESP	PCR SPORT	Cupra	15:21:11	7	1:57.497
108	Sainero-Morcillo	ESP	E2P ESC. ESPAÑOLA PILOTOS	Porsche	15:14:08	4	1:57.888
114	J Smet	ESP	MONLAU COMPETICIÓN	Renault	15:13:17	3	1:57.938
126	R Villanueva de Martin	ESP	NM RACING TEAM	Mercedes	15:16:56	5	1:58.074
55	Van Nostrum-Oxley		SPV RACING	Audi	15:15:51	5	1:58.244
81	Glez Reyes-Lobera	ESP	TERRA TRAINING MOTORSPORT	Peugeot	15:14:30	4	1:58.601



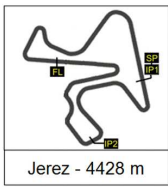
Jerez - 4428 m



57

CAMPEONATOS DE ESPAÑA DE GT Y DE RESISTENCIA TCR ENTRENAMIENTOS CRONO PILOTO 1 / QUALIFYING PRACTICE DRIVER 1 MEJORES CINCO VUELTAS / TOP FIVE LAPS

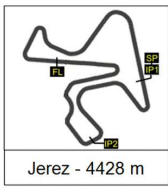
Piloto	Nat	Equipo	Top Five Vmax				
105 Vinyes-Font		BAPORO MOTORSPORT	220,4	220,2	216,8	212,7	211,6
199 Navarrete R-Navarrete P	ESP	SMC JUNIOR MOTORSPORT	219,3	219,1	218,8	217,1	214,7
114 J Smet	ESP	MONLAU COMPETICIÓN	218,1	218,0	216,0	214,8	213,5
108 Sainero-Morcillo	ESP	E2P ESC. ESPAÑOLA PILOTOS	215,1	215,0	214,8	214,4	214,1
103 Mayola-Gtrrez Agüi	ESP	PCR SPORT	214,6	213,6	213,2	211,9	207,8
178 Rdguez Sastre-Lopez Anó	ESP	R. A. C CIRCUITO GUADALOPE	213,0	212,8	212,4	212,2	210,3
136 Grau-Gómez	FRA	PHILIPPE GRUAU	210,5	210,3	208,9	208,3	205,1
126 R Villanueva de Martin	ESP	NM RACING TEAM	203,2	202,9	201,1	198,2	197,3
5 de los Milagros-Carbó	ESP	PCR SPORT	202,0	201,9	200,9	200,5	197,7
134 Courtois-Brochier	FRA	GILLES COURTOIS	200,6	200,1	200,1	199,0	197,5
16 Azcona-Leonov	ESP	VICTORY ASSERTO	200,5	198,9	198,4	198,3	161,3
77 F Mendez Cazorla	ESP	RC2 JUNIOR TEAM	199,1	197,4	195,7	192,6	191,8
55 Van Nostrum-Oxley		SPV RACING	198,0	197,8	197,2	195,3	195,2
81 Glez Reyes-Lobera	ESP	TERRA TRAINING MOTORSPORT	197,3	195,0	194,6	191,5	191,1
44 Smaali-Fontes		SPV RACING	196,6	186,9	185,9	0,0	0,0
31 G Aso Arjol	ESP	PCR SPORT	195,8	195,8	195,1	193,8	192,1
26 Dasi-Parera	ESP	PCR SPORT	195,2	194,7	191,9	191,8	191,5
88 Sánchez Macías-Barrios	ESP	LOCAL SPORT	194,6	194,0	193,3	191,9	191,8
23 Peña-Cebrián	ESP	RC2 JUNIOR TEAM	193,6	193,0	192,8	192,3	190,8
20 R Fdez Gil-F Fdez Gil	ESP	RC2 JUNIOR TEAM	193,4	191,2	188,5	187,5	187,0



58

CAMPEONATOS DE ESPAÑA DE GT Y DE RESISTENCIA TCR ENTRENAMIENTOS CRONO PILOTO 1 / QUALIFYING PRACTICE DRIVER 1 40 MEJORES VELOCIDADES MÁXIMAS / 40 BEST MAX. SPEEDS

Dorsal	Piloto	Nat	Equipo	Maq.	Hora	Vuelta	Vmax
105	Vinyes-Font		BAPORO MOTORSPORT	Porsche	15:15:25	3	220,4
105	Vinyes-Font		BAPORO MOTORSPORT	Porsche	15:13:33	2	220,2
199	Navarrete R-Navarrete P	ESP	SMC JUNIOR MOTORSPORT	Porsche	15:16:49	3	219,3
199	Navarrete R-Navarrete P	ESP	SMC JUNIOR MOTORSPORT	Porsche	15:18:41	4	219,1
199	Navarrete R-Navarrete P	ESP	SMC JUNIOR MOTORSPORT	Porsche	15:20:41	5	218,8
114	J Smet	ESP	MONLAU COMPETICIÓN	Renault	15:14:01	3	218,1
114	J Smet	ESP	MONLAU COMPETICIÓN	Renault	15:19:42	6	218,0
199	Navarrete R-Navarrete P	ESP	SMC JUNIOR MOTORSPORT	Porsche	15:14:57	2	217,1
105	Vinyes-Font		BAPORO MOTORSPORT	Porsche	15:19:08	5	216,8
114	J Smet	ESP	MONLAU COMPETICIÓN	Renault	15:15:53	4	216,0
108	Sainero-Morcillo	ESP	E2P ESC. ESPAÑOLA PILOTOS	Porsche	15:18:44	6	215,1
108	Sainero-Morcillo	ESP	E2P ESC. ESPAÑOLA PILOTOS	Porsche	15:14:52	4	215,0
108	Sainero-Morcillo	ESP	E2P ESC. ESPAÑOLA PILOTOS	Porsche	15:10:56	2	214,8
114	J Smet	ESP	MONLAU COMPETICIÓN	Renault	15:17:45	5	214,8
199	Navarrete R-Navarrete P	ESP	SMC JUNIOR MOTORSPORT	Porsche	15:13:05	1	214,7
103	Mayola-Gtrrez Agüi	ESP	PCR SPORT	Ferrari	15:19:41	6	214,6
108	Sainero-Morcillo	ESP	E2P ESC. ESPAÑOLA PILOTOS	Porsche	15:16:48	5	214,4
108	Sainero-Morcillo	ESP	E2P ESC. ESPAÑOLA PILOTOS	Porsche	15:20:42	7	214,1
103	Mayola-Gtrrez Agüi	ESP	PCR SPORT	Ferrari	15:15:38	4	213,6
114	J Smet	ESP	MONLAU COMPETICIÓN	Renault	15:10:04	1	213,5
103	Mayola-Gtrrez Agüi	ESP	PCR SPORT	Ferrari	15:09:20	1	213,2
178	Rdguez Sastre-Lopez Anós	ESP	R. A. C CIRCUITO GUADALOPE	Porsche	15:15:14	4	213,0
178	Rdguez Sastre-Lopez Anós	ESP	R. A. C CIRCUITO GUADALOPE	Porsche	15:19:02	6	212,8
105	Vinyes-Font		BAPORO MOTORSPORT	Porsche	15:11:24	1	212,7
178	Rdguez Sastre-Lopez Anós	ESP	R. A. C CIRCUITO GUADALOPE	Porsche	15:13:15	3	212,4
178	Rdguez Sastre-Lopez Anós	ESP	R. A. C CIRCUITO GUADALOPE	Porsche	15:17:08	5	212,2
103	Mayola-Gtrrez Agüi	ESP	PCR SPORT	Ferrari	15:11:21	2	211,9
108	Sainero-Morcillo	ESP	E2P ESC. ESPAÑOLA PILOTOS	Porsche	15:12:55	3	211,9
108	Sainero-Morcillo	ESP	E2P ESC. ESPAÑOLA PILOTOS	Porsche	15:08:52	1	211,8
105	Vinyes-Font		BAPORO MOTORSPORT	Porsche	15:17:17	4	211,6
114	J Smet	ESP	MONLAU COMPETICIÓN	Renault	15:12:05	2	210,8
136	Grau-Gómez	FRA	PHILIPPE GRUAU	Vortex	15:19:29	6	210,5
136	Grau-Gómez	FRA	PHILIPPE GRUAU	Vortex	15:15:19	4	210,3
178	Rdguez Sastre-Lopez Anós	ESP	R. A. C CIRCUITO GUADALOPE	Porsche	15:11:15	2	210,3
108	Sainero-Morcillo	ESP	E2P ESC. ESPAÑOLA PILOTOS	Porsche	15:06:48	0	209,1
136	Grau-Gómez	FRA	PHILIPPE GRUAU	Vortex	15:13:11	3	208,9
136	Grau-Gómez	FRA	PHILIPPE GRUAU	Vortex	15:17:25	5	208,3
103	Mayola-Gtrrez Agüi	ESP	PCR SPORT	Ferrari	15:17:41	5	207,8
178	Rdguez Sastre-Lopez Anós	ESP	R. A. C CIRCUITO GUADALOPE	Porsche	15:09:14	1	206,6
136	Grau-Gómez	FRA	PHILIPPE GRUAU	Vortex	15:11:03	2	205,1



Jerez - 4428 m



59

CAMPEONATOS DE ESPAÑA DE GT Y DE RESISTENCIA TCR ENTRENAMIENTOS CRONO PILOTO 1 / QUALIFYING PRACTICE DRIVER 1 MEJORES CINCO VELOCIDADES MÁXIMAS / TOP FIVE MAX. SPEEDS

Piloto	Nat	Equipo	Top Five Vmax				
105 Vinyes-Font		BAPORO MOTORSPORT	220,4	220,2	216,8	212,7	211,6
199 Navarrete R-Navarrete P	ESP	SMC JUNIOR MOTORSPORT	219,3	219,1	218,8	217,1	214,7
114 J Smet	ESP	MONLAU COMPETICIÓN	218,1	218,0	216,0	214,8	213,5
108 Sainero-Morcillo	ESP	E2P ESC. ESPAÑOLA PILOTOS	215,1	215,0	214,8	214,4	214,1
103 Mayola-Gtrrez Agüi	ESP	PCR SPORT	214,6	213,6	213,2	211,9	207,8
178 Rdguez Sastre-Lopez Anó	ESP	R. A. C CIRCUITO GUADALOPE	213,0	212,8	212,4	212,2	210,3
136 Grau-Gómez	FRA	PHILIPPE GRUAU	210,5	210,3	208,9	208,3	205,1
126 R Villanueva de Martin	ESP	NM RACING TEAM	203,2	202,9	201,1	198,2	197,3
5 de los Milagros-Carbó	ESP	PCR SPORT	202,0	201,9	200,9	200,5	197,7
134 Courtois-Brochier	FRA	GILLES COURTOIS	200,6	200,1	200,1	199,0	197,5
16 Azcona-Leonov	ESP	VICTORY ASSERTO	200,5	198,9	198,4	198,3	161,3
77 F Mendez Cazorla	ESP	RC2 JUNIOR TEAM	199,1	197,4	195,7	192,6	191,8
55 Van Nostrum-Oxley		SPV RACING	198,0	197,8	197,2	195,3	195,2
81 Glez Reyes-Lobera	ESP	TERRA TRAINING MOTORSPORT	197,3	195,0	194,6	191,5	191,1
44 Smaali-Fontes		SPV RACING	196,6	186,9	185,9	0,0	0,0
31 G Aso Arjol	ESP	PCR SPORT	195,8	195,8	195,1	193,8	192,1
26 Dasi-Parera	ESP	PCR SPORT	195,2	194,7	191,9	191,8	191,5
88 Sánchez Macías-Barrios	ESP	LOCAL SPORT	194,6	194,0	193,3	191,9	191,8
23 Peña-Cebrián	ESP	RC2 JUNIOR TEAM	193,6	193,0	192,8	192,3	190,8
20 R Fdez Gil-F Fdez Gil	ESP	RC2 JUNIOR TEAM	193,4	191,2	188,5	187,5	187,0



60

CAMPEONATOS DE ESPAÑA DE GT CARRERA 1 / RACE 1 PARRILLA DE SALIDA (DELANTERA) / STARTING GRID (FRONT)



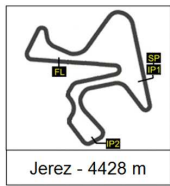
	2		
1	199	Navarrete R-Navarrete P	1:51.020
	4		
2	178	Rdguez Sastre-Lopez Anós	1:53.870
	6		
3	108	Sainero-Morcillo	1:55.905
	8		
4	136	Grau-Gómez	2:03.853
5			

	1		
105	Vinyes-Font	1:50.540	
	3		
114	J Smet	1:51.700	
	5		
103	Mayola-Gtrrez Agüi	1:55.733	
	7		
126	R Villanueva de Martin	1:57.334	
	9		
134	Courtois-Brochier	2:04.781	

LOS COMISARIOS DEPORTIVOS

EL DIRECTOR DE CARRERA

EL JEFE DE CRONOMETR



61

CAMPEONATOS DE ESPAÑA DE RESISTENCIA TCR CARRERA 1 / RACE 1 PARRILLA DE SALIDA (TRASERA) / STARTING GRID (REAR)



		2	
1	5	de los Milagros-Carbó	1:55.399
		4	
2	81	Glez Reyes-Lobera	1:56.579
		6	
3	31	G Aso Arjol	1:57.497
		8	
4	23	Peña-Cebrián	1:59.707
		10	
5	26	Dasi-Parera	2:02.009
6			

		1	
16		Azcona-Leonov	1:53.543
		3	
55		Van Nostrum-Oxley	1:56.337
		5	
77		F Mendez Cazorla	1:56.830
		7	
88		Sánchez Macías-Barrios	1:59.094
		9	
20		R Fdez Gil-F Fdez Gil	2:01.566
		11	
44		Smaali-Fontes	2:02.153

LOS COMISARIOS DEPORTIVOS

EL DIRECTOR DE CARRERA

EL JEFE DE CRONOMETR