



125

CAMPEONATOS DE ESPAÑA DE GT Y DE RESISTENCIA TCR
CARRERA 2 / RACE 2
CLASIFICACION CONJUNTA / JOINT CLASSIFICATION

CONDICIONES ATMOSFERICAS: **Soleado**ESTADO DE LA PISTA: **Seca**

Ord. #	Piloto	Club	Marca	Neum NV	Tiempo	Dif	VR	Vta Ráp.
1	103 GT1 Mayola-Gtrrez Agüi	PCR SPORT	Ferrari	27	50:20.714	----	18	1:44.714
2	114 GT1 J Smet	MONLAU COMPETICIÓN	Renault	27	50:36.679	15.965	7	1:46.909
3	105 GT2 Font-Vinyes	BAPORO MOTORSPORT	Porsche	27	51:03.998	43.284	6	1:47.580
4	108 GT2 Morcillo-Sainero	E2P ESC. ESPAÑOLA PILOT	Porsche	27	51:52.707	1:31.993	5	1:47.522
5	199 GT2 Navarrete R-Navarrete P	SMC JUNIOR MOTORSPORT	Porsche	27	51:57.521	1:36.807	5	1:47.468
6	16 TCR Leonov-Azcona	VICTORY ASSERTO	Cupra	26	51:56.145	1 Vuelta	13	1:52.048
7	126 GT3 R Villanueva de Martin	NM RACING TEAM	Mercedes	26	51:58.338	1 Vuelta	18	1:52.291
8	77 TCR F Mendez Cazorla	RC2 JUNIOR TEAM	Cupra	26	52:07.231	1 Vuelta	3	1:53.353
9	23 TCR Cebrián-Peña	RC2 JUNIOR TEAM	Cupra	26	52:09.778	1 Vuelta	2	1:53.701
10	81 TCR Lobera-Glez Reyes	TERRA TRAINING MOTORSP	Peugeot	25	50:21.696	2 Vuelta	17	1:54.503
11	55 TCR Oxley-Van Nostrum	SPV RACING	Audi	25	50:24.308	2 Vuelta	6	1:54.110
12	31 TCR G Aso Arjol	PCR SPORT	Cupra	25	50:25.138	2 Vuelta	3	1:53.587
13	20 TCR F Fdez Gil-R Fdez Gil	RC2 JUNIOR TEAM	Cupra	25	50:42.857	2 Vuelta	9	1:54.670
14	88 TCR Sánchez Macías-Barrios	LOCAL SPORT	Cupra	25	50:43.327	2 Vuelta	5	1:55.251
15	178 GT2 Lopez Anós-Rdiguez Sastre	R. A. C CIRCUITO GUADALO	Porsche	25	50:43.964	2 Vuelta	16	1:50.894
16	26 TCR Parera-Dasi	PCR SPORT	Cupra	25	51:10.558	2 Vuelta	3	1:56.059
17	134 GT3 Courtois-Brochier	GILLES COURTOIS	Vortex	18	37:42.857	9 Vuelta	4	1:56.986
18	44 TCR Fontes-Smaali	SPV RACING	Audi	10	19:48.567	17 Vuelta	5	1:53.040
19	136 GT1 Grau-Gómez	PHILIPPE GRUAU	Vortex	3	5:37.613	24 Vuelta	2	1:50.355

Vuelta rápida realizada por el piloto Nº 103.- Mayola-Gtrrez Agüi en un tiempo de 1:44.714 en la vuelta 18ª.

 Provisional Definitiva

Circuito de Jerez, 20 DE SEPTIEMBRE DE 2020

LOS COMISARIOS DEPORTIVOS	EL DIRECTOR DE CARRERA	EL JEFE DE CRONOMETRAJE
Hora:	Hora:	RESULTADOS PUBLICADOS A LAS 11:42 HORAS

LiveTiming: live.crono-jerez.com

Pág 1 de 1





126

CAMPEONATOS DE ESPAÑA DE GT CARRERA 2 / RACE 2 CLASIFICACIÓN / CLASSIFICATION

CONDICIONES ATMOSFERICAS: **Soleado**ESTADO DE LA PISTA: **Seca**

Ord. #	Piloto	Club	Marca	Neum NV	Tiempo	Dif	VR	Vta Ráp.
1	103 GT1 Mayola-Gtrrez Agüi	PCR SPORT	Ferrari	27	50:20.714	----	18	1:44.714
2	114 GT1 J Smet	MONLAU COMPETICIÓN	Renault	27	50:36.679	15.965	7	1:46.909
3	105 GT2 Font-Vinyes	BAPORO MOTORSPORT	Porsche	27	51:03.998	43.284	6	1:47.580
4	108 GT2 Morcillo-Sainero	E2P ESC. ESPAÑOLA PILOT	Porsche	27	51:52.707	1:31.993	5	1:47.522
5	199 GT2 Navarrete R-Navarrete P	SMC JUNIOR MOTORSPORT	Porsche	27	51:57.521	1:36.807	5	1:47.468
6	126 GT3 R Villanueva de Martin	NM RACING TEAM	Mercedes	26	51:58.338	1 Vuelta	18	1:52.291
7	178 GT2 Lopez Anós-Rdiguez Sastre	R. A. C CIRCUITO GUADALO	Porsche	25	50:43.964	2 Vuelta	16	1:50.894
8	134 GT3 Courtois-Brochier	GILLES COURTOIS	Vortex	18	37:42.857	9 Vuelta	4	1:56.986
9	136 GT1 Grau-Gómez	PHILIPPE GRUAU	Vortex	3	5:37.613	24 Vuelta	2	1:50.355

108 - Drive Through artº 17.10 CER

Vuelta rápida realizada por el piloto Nº 103.- Mayola-Gtrrez Agüi en un tiempo de 1:44.714 en la vuelta 18ª.

 Provisional Definitiva

Circuito de Jerez, 20 DE SEPTIEMBRE DE 2020

LOS COMISARIOS DEPORTIVOS	EL DIRECTOR DE CARRERA	EL JEFE DE CRONOMETRAJE
Hora:	Hora:	RESULTADOS PUBLICADOS A LAS 11:42 HORAS

LiveTiming: live.crono-jerez.com

Pág 1 de 1





127

CAMPEONATOS DE ESPAÑA DE RESISTENCIA TCR CARRERA 2 / RACE 2 CLASIFICACION / CLASSIFICATION

CONDICIONES ATMOSFERICAS: **Soleado**ESTADO DE LA PISTA: **Seca**

Ord. #	Piloto	Club	Marca	Neum NV	Tiempo	Dif	VR	Vta Ráp.
1	16 TCR Leonov-Azcona	VICTORY ASSERTO	Cupra	26	51:56.145	----	13	1:52.048
2	77 TCR F Mendez Cazorla	RC2 JUNIOR TEAM	Cupra	26	52:07.231	11.086	3	1:53.353
3	23 TCR Cebrián-Peña	RC2 JUNIOR TEAM	Cupra	26	52:09.778	13.633	2	1:53.701
4	81 TCR Lobera-Glez Reyes	TERRA TRAINING MOTORSP	Peugeot	25	50:21.696	1 Vuelta	17	1:54.503
5	55 TCR Oxley-Van Nostrum	SPV RACING	Audi	25	50:24.308	1 Vuelta	6	1:54.110
6	31 TCR G Aso Arjol	PCR SPORT	Cupra	25	50:25.138	1 Vuelta	3	1:53.587
7	20 TCR F Fdez Gil-R Fdez Gil	RC2 JUNIOR TEAM	Cupra	25	50:42.857	1 Vuelta	9	1:54.670
8	88 TCR Sánchez Macías-Barrios	LOCAL SPORT	Cupra	25	50:43.327	1 Vuelta	5	1:55.251
9	26 TCR Parera-Dasi	PCR SPORT	Cupra	25	51:10.558	1 Vuelta	3	1:56.059
10	44 TCR Fontes-Smaali	SPV RACING	Audi	10	19:48.567	16 Vueltas	5	1:53.040

#31 Penalización +2 segundos artº 17.9

Vuelta rápida realizada por el piloto Nº 103.- Mayola-Gtrrez Agüi en un tiempo de 1:44.714 en la vuelta 18ª.

 Provisional Definitiva

Circuito de Jerez, 20 DE SEPTIEMBRE DE 2020

LOS COMISARIOS DEPORTIVOS	EL DIRECTOR DE CARRERA	EL JEFE DE CRONOMETRAJE
Hora:	Hora:	RESULTADOS PUBLICADOS A LAS 11:42 HORAS

LiveTiming: live.crono-jerez.com

Pág 1 de 1





128

CAMPEONATOS DE ESPAÑA DE GT Y DE RESISTENCIA TCR CARRERA 2 / RACE 2 VUELTA A VUELTA / LAP BY LAP

Vuelta	16	20	23	26	31	44	55	77	81	88	103	105
1	1:58.430	1:59.632	1:56.340	2:01.613	1:55.424	1:58.252	1:59.369	2:00.017	1:59.811	2:00.152	1:52.191	1:48.739
2	1:53.788	1:54.874	1:53.701*	1:56.662	1:54.247	1:55.306	1:54.959	1:56.197	1:56.665	1:56.357	1:50.335	1:47.593
3	1:54.065	1:54.760	1:54.178	1:56.059*	1:53.587*	1:53.808	1:54.370	1:53.353*	1:55.498	1:55.332	1:50.884	1:47.978
4	1:55.304	2:03.233	1:54.269	1:58.370	1:54.517	1:54.179	1:58.255	1:59.482	2:00.553	1:58.751	1:51.979	1:47.760
5	1:53.126	1:54.983	1:54.140	1:56.755	1:54.497	1:53.040*	1:54.301	1:54.527	1:55.559	1:55.251*	1:48.439	1:48.217
6	1:55.835	1:56.781	1:55.711	1:56.539	1:55.427	1:56.437	1:54.110*	1:53.715	1:56.246	1:57.048	1:48.733	1:47.580*
7	1:54.568	1:55.145	1:54.422	1:57.138	1:54.367	1:54.254	1:54.426	1:54.435	1:56.001	1:56.108	1:47.818	1:48.258
8	1:53.838	1:54.682	1:54.513	1:56.881	1:54.661	1:59.391	1:56.636	1:55.336	1:56.044	1:55.621	1:48.040	1:47.906
9	1:54.128	1:54.670*	1:54.457	1:59.403	1:54.185	1:54.413	1:55.032	1:55.103	1:56.363	1:56.083	1:48.306	1:47.927
10	1:53.421	1:56.156	1:54.277	2:02.872	1:54.343	1:55.870	1:54.332	1:54.675	1:57.748	1:55.667	1:48.708	1:48.895
11	PIT EXIT	1:57.345	1:54.282	1:57.214	1:54.675		1:55.772	PIT EXIT	PIT EXIT	1:56.914	1:49.172	1:49.901
12	1:57.420	PIT EXIT	1:56.495	PIT EXIT	1:56.230		1:54.789	1:57.553	1:58.231	1:56.272	PIT EXIT	1:49.712
13	1:52.048*	2:01.594	PIT EXIT	2:04.547	1:58.853		1:55.882	1:54.965	1:56.016	PIT EXIT	1:49.470	1:48.550
14	1:54.561	1:59.509	2:01.619	1:58.560	PIT EXIT		PIT EXIT	1:55.304	1:56.422	2:08.845	1:46.348	1:49.108
15	1:52.644	1:56.589	1:56.612	2:00.858	1:59.429		2:00.619	1:56.933	1:54.977	1:57.324	1:45.788	PIT EXIT
16	1:52.877	1:56.499	1:56.708	1:57.492	1:55.679		1:57.078	1:54.405	1:55.219	1:57.049	1:45.241	1:53.854
17	1:52.614	1:56.661	1:56.042	1:57.537	1:56.410		1:55.158	1:53.896	1:54.503*	1:56.714	1:45.565	1:50.772
18	1:52.918	1:56.957	1:57.758	1:57.471	1:58.748		1:55.636	1:53.898	1:54.926	1:56.630	1:44.714*	1:49.462
19	1:52.805	1:56.665	1:55.520	1:57.302	1:57.694		1:56.438	1:54.215	1:55.568	1:56.477	1:45.593	1:49.226
20	1:53.486	1:56.707	1:55.673	1:56.922	1:57.134		1:55.352	1:54.607	1:55.798	1:56.382	1:45.485	1:48.943
21	1:52.818	1:56.599	1:55.531	2:01.081	1:58.037		1:55.636	1:55.035	1:55.626	1:56.265	1:46.411	1:48.701
22	1:55.662	1:56.975	1:58.860	1:58.233	1:57.158		1:56.127	1:56.057	1:55.434	1:57.240	1:47.178	1:48.663
23	1:54.016	1:57.793	1:56.265	1:56.862	1:59.690		1:56.653	1:54.226	1:56.020	1:58.131	1:48.053	1:49.230
24	1:54.502	1:57.286	1:56.159	1:57.442	1:56.909		1:56.023	1:54.398	1:54.680	1:56.594	1:46.996	1:48.972
25	1:53.831	1:58.532	1:57.690	1:57.401	2:00.104		1:56.774	1:55.927	1:55.975	1:58.170	1:46.740	1:49.428
26	1:54.091		1:57.120					1:55.392			1:47.193	1:49.445
27											1:49.733	1:51.387

Vuelta	108	114	126	134	136	178	199					
1	1:52.738	1:52.410	1:56.325	2:06.263	1:52.191	2:08.268	1:51.648					
2	1:51.186	1:50.162	1:56.044	1:59.581	1:50.355*	2:01.651	1:48.239					
3	1:49.551	1:49.180	1:56.392	1:58.448	1:51.122	2:03.780	1:48.008					
4	1:53.306	1:47.123	1:55.533	1:56.986*		2:14.287	1:47.726					
5	1:47.522*	1:48.781	1:56.380	1:58.312		2:04.376	1:47.468*					
6	1:48.778	1:47.404	1:55.334	1:59.882		2:03.423	1:47.611					
7	1:47.935	1:46.909*	1:55.696	1:58.829		2:03.544	1:47.966					
8	1:47.994	1:48.681	1:55.834	1:58.283		1:59.885	1:48.131					
9	1:48.154	1:48.047	1:55.928	1:57.814		2:00.811	1:48.054					
10	1:48.661	1:49.852	1:56.216	1:58.347		PIT EXIT	1:49.466					
11	1:49.339	1:48.918	1:56.405	1:58.071		2:08.615	1:49.291					
12	1:48.634	PIT EXIT	PIT EXIT	1:58.289		1:52.626	1:48.919					
13	1:48.059	1:52.871	1:59.980	PIT EXIT		1:51.920	1:48.817					
14	PIT EXIT	1:48.408	1:53.377	2:09.292		1:50.909	PIT EXIT					
15	2:00.231	1:48.653	1:53.645	2:05.444		1:50.991	1:59.541					
16	1:52.149	1:48.052	1:53.896	2:03.302		1:50.894*	1:56.838					
17	1:51.330	1:48.351	1:52.625	2:02.429		1:51.508	1:56.643					



128

CAMPEONATOS DE ESPAÑA DE GT Y DE RESISTENCIA TCR CARRERA 2 / RACE 2 VUELTA A VUELTA / LAP BY LAP

Vuelta	108	114	126	134	136	178	199					
18	PIT EXIT	1:48.062	1:52.291*	2:02.307		1:56.641	1:56.427					
19		1:53.709	1:47.713	1:53.628		1:51.905	1:54.608					
20		1:51.049	1:47.670	1:55.050		1:51.667	1:54.115					
21		1:51.302	1:51.508	1:53.567		1:54.564	1:55.892					
22		1:51.176	1:49.539	1:55.020		1:51.377	1:55.577					
23		1:52.840	1:51.112	1:54.018		1:52.277	1:54.605					
24		1:52.412	1:48.753	1:56.776		1:52.089	1:54.144					
25		1:53.685	1:49.314	1:53.409		1:52.494	1:54.026					
26		1:53.189	1:48.496	1:53.996			1:53.736					
27		1:53.275	1:50.622				1:54.093					



1
129

CAMPEONATOS DE ESPAÑA DE GT Y DE RESISTENCIA TCR CARRERA 2 / RACE 2 ANÁLISIS / ANALYSIS

Número	16		20		23		26		31		44		55	
	Vta	Sector	Vuelta	Sector	Vuelta	Sector	Vuelta	Sector	Vuelta	Sector	Vuelta	Sector	Vuelta	
19	IP1	43.313	43.313	44.595	44.595	44.262	44.262	44.975	44.975	45.152	45.152		44.146	44.146
	IP2	31.647	1:14.960	32.679	1:17.274	32.448	1:16.710	33.073	1:18.048	32.917	1:18.069		33.502	1:17.648
	FL	37.845	1:52.805	39.391	1:56.665	38.810	1:55.520	39.254	1:57.302	39.625	1:57.694		38.790	1:56.438
20	IP1	43.481	43.481	44.765	44.765	44.290	44.290	44.820	44.820	45.145	45.145		44.139	44.139
	IP2	31.940	1:15.421	32.597	1:17.362	32.506	1:16.796	33.003	1:17.823	32.827	1:17.972		32.621	1:16.760
	FL	38.065	1:53.486	39.345	1:56.707	38.877	1:55.673	39.099	1:56.922	39.162	1:57.134		38.592	1:55.352
21	IP1	43.537	43.537	44.793	44.793	44.319	44.319	45.815	45.815	44.763	44.763		44.391	44.391
	IP2	31.579	1:15.116	32.663	1:17.456	32.497	1:16.816	34.668	1:20.483	33.439	1:18.202		32.540	1:16.931
	FL	37.702	1:52.818	39.143	1:56.599	38.715	1:55.531	40.598	2:01.081	39.835	1:58.037		38.705	1:55.636
22	IP1	43.896	43.896	44.875	44.875	44.150	44.150	45.452	45.452	44.838	44.838		44.228	44.228
	IP2	32.738	1:16.634	32.867	1:17.742	32.704	1:16.854	33.139	1:18.591	33.130	1:17.968		32.724	1:16.952
	FL	39.028	1:55.662	39.233	1:56.975	42.006	1:58.860	39.642	1:58.233	39.190	1:57.158		39.175	1:56.127
23	IP1	44.213	44.213	45.200	45.200	44.635	44.635	44.744	44.744	44.883	44.883		44.562	44.562
	IP2	31.657	1:15.870	32.827	1:18.027	32.630	1:17.265	32.896	1:17.640	33.036	1:17.919		33.411	1:17.973
	FL	38.146	1:54.016	39.766	1:57.793	39.000	1:56.265	39.222	1:56.862	41.771	1:59.690		38.680	1:56.653
24	IP1	43.511	43.511	44.930	44.930	44.588	44.588	45.038	45.038	44.796	44.796		44.285	44.285
	IP2	32.894	1:16.405	32.843	1:17.773	32.490	1:17.078	32.978	1:18.016	32.782	1:17.578		32.729	1:17.014
	FL	38.097	1:54.502	39.513	1:57.286	39.081	1:56.159	39.426	1:57.442	39.331	1:56.909		39.009	1:56.023
25	IP1	43.656	43.656	46.075	46.075	44.473	44.473	45.071	45.071	45.110	45.110		44.804	44.804
	IP2	32.081	1:15.737	32.743	1:18.818	32.853	1:17.326	32.905	1:17.976	33.502	1:18.612		32.883	1:17.687
	FL	38.094	1:53.831	39.714	1:58.532	40.364	1:57.690	39.425	1:57.401	41.492	2:00.104		39.087	1:56.774
26	IP1	43.670	43.670			45.135	45.135							
	IP2	32.122	1:15.792			32.913	1:18.048							
	FL	38.299	1:54.091		-----	39.072	1:57.120		-----		-----			-----
27	IP1													
	IP2													
	FL		-----				-----							



CAMPEONATOS DE ESPAÑA DE GT Y DE RESISTENCIA TCR CARRERA 2 / RACE 2 ANALISIS / ANALYSIS

Número	77		81		88		103		105		108		114		
	Vta	Sector	Vuelta	Sector	Vuelta	Sector	Vuelta	Sector	Vuelta	Sector	Vuelta	Sector	Vuelta		
19	IP1	43.557	43.557	43.961	43.961	44.750	44.750	40.561	40.561	42.103	42.103	45.678	45.678	41.125	41.125
	IP2	32.014	1:15.571	32.727	1:16.688	32.735	1:17.485	29.607	1:10.168	30.859	1:12.962	31.410	1:17.088	30.192	1:11.317
	FL	38.644	1:54.215	38.880	1:55.568	38.992	1:56.477	35.425	1:45.593	36.264	1:49.226	36.621	1:53.709	36.396	1:47.713
20	IP1	43.921	43.921	44.322	44.322	44.600	44.600	40.483	40.483	41.709	41.709	42.557	42.557	41.246	41.246
	IP2	32.064	1:15.985	32.517	1:16.839	32.657	1:17.257	29.582	1:10.065	31.007	1:12.716	31.612	1:14.169	30.140	1:11.386
	FL	38.622	1:54.607	38.959	1:55.798	39.125	1:56.382	35.420	1:45.485	36.227	1:48.943	36.880	1:51.049	36.284	1:47.670
21	IP1	44.070	44.070	44.462	44.462	44.792	44.792	41.088	41.088	41.737	41.737	42.306	42.306	43.359	43.359
	IP2	32.173	1:16.243	32.463	1:16.925	32.439	1:17.231	29.824	1:10.912	30.863	1:12.600	31.608	1:13.914	31.146	1:14.505
	FL	38.792	1:55.035	38.701	1:55.626	39.034	1:56.265	35.499	1:46.411	36.101	1:48.701	37.388	1:51.302	37.003	1:51.508
22	IP1	44.871	44.871	44.220	44.220	44.581	44.581	40.666	40.666	41.641	41.641	42.511	42.511	41.418	41.418
	IP2	32.742	1:17.613	32.371	1:16.591	33.700	1:18.281	30.213	1:10.879	31.049	1:12.690	31.636	1:14.147	30.337	1:11.755
	FL	38.444	1:56.057	38.843	1:55.434	38.959	1:57.240	36.299	1:47.178	35.973	1:48.663	37.029	1:51.176	37.784	1:49.539
23	IP1	43.724	43.724	44.665	44.665	44.839	44.839	41.900	41.900	41.655	41.655	42.689	42.689	42.018	42.018
	IP2	32.082	1:15.806	32.699	1:17.364	33.686	1:18.525	30.020	1:11.920	31.056	1:12.711	31.810	1:14.499	31.060	1:13.078
	FL	38.420	1:54.226	38.656	1:56.020	39.606	1:58.131	36.133	1:48.053	36.519	1:49.230	38.341	1:52.840	38.034	1:51.112
24	IP1	43.862	43.862	43.991	43.991	44.701	44.701	40.946	40.946	41.850	41.850	43.058	43.058	41.395	41.395
	IP2	32.173	1:16.035	32.182	1:16.173	32.602	1:17.303	30.210	1:11.156	30.831	1:12.681	31.725	1:14.783	30.313	1:11.708
	FL	38.363	1:54.398	38.507	1:54.680	39.291	1:56.594	35.840	1:46.996	36.291	1:48.972	37.629	1:52.412	37.045	1:48.753
25	IP1	43.867	43.867	44.410	44.410	46.081	46.081	40.458	40.458	41.807	41.807	43.012	43.012	41.893	41.893
	IP2	32.653	1:16.520	32.565	1:16.975	32.761	1:18.842	30.249	1:10.707	31.032	1:12.839	32.595	1:15.607	30.321	1:12.214
	FL	39.407	1:55.927	39.000	1:55.975	39.328	1:58.170	36.033	1:46.740	36.589	1:49.428	38.078	1:53.685	37.100	1:49.314
26	IP1	44.001	44.001					41.265	41.265	41.815	41.815	43.558	43.558	41.813	41.813
	IP2	32.596	1:16.597					30.035	1:11.300	31.038	1:12.853	32.097	1:15.655	30.134	1:11.947
	FL	38.795	1:55.392					35.893	1:47.193	36.592	1:49.445	37.534	1:53.189	36.549	1:48.496
27	IP1							41.152	41.152	41.582	41.582	43.487	43.487	42.391	42.391
	IP2							31.832	1:12.984	31.206	1:12.788	32.018	1:15.505	30.617	1:13.008
	FL							36.749	1:49.733	38.599	1:51.387	37.770	1:53.275	37.614	1:50.622



CAMPEONATOS DE ESPAÑA DE GT Y DE RESISTENCIA TCR CARRERA 2 / RACE 2 ANALISIS / ANALYSIS

Número	126		134		136		178		199		0		0	
	Vta	Sector	Vuelta	Sector	Vuelta	Sector	Vuelta	Sector	Vuelta	Sector	Vuelta	Sector	Vuelta	
1	IP1	45.479	45.479	50.247	50.247	43.514	43.514	50.082	50.082	43.770	43.770			
	IP2	32.001	1:17.480	35.030	1:25.277	31.120	1:14.634	35.016	1:25.098	31.047	1:14.817			
	FL	38.845	1:56.325	40.986	2:06.263	37.557	1:52.191	43.170	2:08.268	36.831	1:51.648			
2	IP1	44.213	44.213	45.402	45.402	42.129	42.129	46.499	46.499	41.627	41.627			
	IP2	32.875	1:17.088	34.053	1:19.455	31.278	1:13.407	34.378	1:20.877	30.483	1:12.110			
	FL	38.956	1:56.044	40.126	1:59.581	36.948	1:50.355	40.774	2:01.651	36.129	1:48.239			
3	IP1	44.478	44.478	45.234	45.234	42.132	42.132	46.650	46.650	41.429	41.429			
	IP2	32.909	1:17.387	33.781	1:19.015	31.542	1:13.674	34.902	1:21.552	30.387	1:11.816			
	FL	39.005	1:56.392	39.433	1:58.448	37.448	1:51.122	42.228	2:03.780	36.192	1:48.008			
4	IP1	44.258	44.258	44.580	44.580	42.381	42.381	47.091	47.091	41.300	41.300			
	IP2	32.518	1:16.776	33.315	1:17.895			35.279	1:22.370	30.341	1:11.641			
	FL	38.757	1:55.533	39.091	1:56.986		-----	51.917	2:14.287	36.085	1:47.726			
5	IP1	44.176	44.176	44.624	44.624			48.391	48.391	41.185	41.185			
	IP2	32.707	1:16.883	34.425	1:19.049			35.370	1:23.761	30.376	1:11.561			
	FL	39.497	1:56.380	39.263	1:58.312			40.615	2:04.376	35.907	1:47.468			
6	IP1	44.296	44.296	44.944	44.944			46.850	46.850	41.188	41.188			
	IP2	32.316	1:16.612	34.636	1:19.580			34.916	1:21.766	30.416	1:11.604			
	FL	38.722	1:55.334	40.302	1:59.882			41.657	2:03.423	36.007	1:47.611			
7	IP1	44.542	44.542	46.224	46.224			48.274	48.274	41.406	41.406			
	IP2	32.296	1:16.838	33.357	1:19.581			34.186	1:22.460	30.496	1:11.902			
	FL	38.858	1:55.696	39.248	1:58.829			41.084	2:03.544	36.064	1:47.966			
8	IP1	44.488	44.488	44.629	44.629			45.817	45.817	41.422	41.422			
	IP2	32.395	1:16.883	33.842	1:18.471			33.673	1:19.490	30.493	1:11.915			
	FL	38.951	1:55.834	39.812	1:58.283			40.395	1:59.885	36.216	1:48.131			
9	IP1	44.551	44.551	46.107	46.107			46.754	46.754	41.311	41.311			
	IP2	32.265	1:16.816	33.022	1:19.129			33.815	1:20.569	30.659	1:11.970			
	FL	39.112	1:55.928	38.685	1:57.814			40.242	2:00.811	36.084	1:48.054			
10	IP1	44.595	44.595	44.715	44.715			45.444	45.444	41.808	41.808			
	IP2	32.389	1:16.984	33.386	1:18.101			34.239	1:19.683	31.528	1:13.336			
	FL	39.232	1:56.216	40.246	1:58.347			2:19.20	PIT EXIT	36.130	1:49.466			
11	IP1	44.425	44.425	44.320	44.320			56.958	56.958	41.661	41.661			
	IP2	32.742	1:17.167	33.336	1:17.656			33.028	1:29.986	30.996	1:12.657			
	FL	39.238	1:56.405	40.415	1:58.071			38.629	2:08.615	36.634	1:49.291			
12	IP1	45.078	45.078	45.292	45.292			43.226	43.226	41.694	41.694			
	IP2	33.559	1:18.637	33.832	1:19.124			31.622	1:14.848	30.790	1:12.484			
	FL	2:37.13	PIT EXIT	39.165	1:58.289			37.778	1:52.626	36.435	1:48.919			
13	IP1	49.247	49.247	46.085	46.085			43.089	43.089	41.575	41.575			
	IP2	31.974	1:21.221	34.331	1:20.416			31.521	1:14.610	31.041	1:12.616			
	FL	38.759	1:59.980	2:05.96	PIT EXIT			37.310	1:51.920	36.201	1:48.817			
14	IP1	44.088	44.088	51.662	51.662			42.458	42.458	41.695	41.695			
	IP2	31.721	1:15.809	35.807	1:27.469			31.347	1:13.805	30.850	1:12.545			
	FL	37.568	1:53.377	41.823	2:09.292			37.104	1:50.909	2:09.19	PIT EXIT			
15	IP1	42.894	42.894	47.429	47.429			42.435	42.435	48.201	48.201			
	IP2	32.796	1:15.690	34.788	1:22.217			31.453	1:13.888	32.951	1:21.152			
	FL	37.955	1:53.645	43.227	2:05.444			37.103	1:50.991	38.389	1:59.541			
16	IP1	44.426	44.426	47.213	47.213			42.450	42.450	44.252	44.252			
	IP2	31.655	1:16.081	35.348	1:22.561			31.291	1:13.741	33.684	1:17.936			
	FL	37.815	1:53.896	40.741	2:03.302			37.153	1:50.894	38.902	1:56.838			
17	IP1	43.216	43.216	46.804	46.804			42.493	42.493	44.821	44.821			
	IP2	31.628	1:14.844	34.787	1:21.591			31.604	1:14.097	33.024	1:17.845			
	FL	37.781	1:52.625	40.838	2:02.429			37.411	1:51.508	38.798	1:56.643			
18	IP1	43.040	43.040	46.786	46.786			46.389	46.389	44.484	44.484			
	IP2	31.358	1:14.398	35.064	1:21.850			32.484	1:18.873	33.208	1:17.692			
	FL	37.893	1:52.291	40.457	2:02.307			37.768	1:56.641	38.735	1:56.427			



CAMPEONATOS DE ESPAÑA DE GT Y DE RESISTENCIA TCR CARRERA 2 / RACE 2 ANALISIS / ANALYSIS

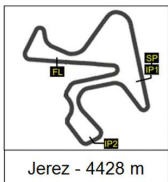
Número	126		134		136		178		199		0		0	
Vta	Sector	Vuelta	Sector	Vuelta	Sector	Vuelta	Sector	Vuelta	Sector	Vuelta	Sector	Vuelta	Sector	Vuelta
19	IP1	42.899	42.899	1:30.87	1:30.878			42.918	42.918	44.101	44.101			
	IP2	32.262	1:15.161					31.736	1:14.654	32.705	1:16.806			
	FL	38.467	1:53.628					37.251	1:51.905	37.802	1:54.608			
20	IP1	43.410	43.410					42.648	42.648	43.987	43.987			
	IP2	32.270	1:15.680					31.445	1:14.093	32.253	1:16.240			
	FL	39.370	1:55.050					37.574	1:51.667	37.875	1:54.115			
21	IP1	44.258	44.258					44.552	44.552	43.988	43.988			
	IP2	31.570	1:15.828					32.855	1:17.407	32.501	1:16.489			
	FL	37.739	1:53.567					37.157	1:54.564	39.403	1:55.892			
22	IP1	43.213	43.213					42.738	42.738	45.575	45.575			
	IP2	32.998	1:16.211					31.361	1:14.099	32.041	1:17.616			
	FL	38.809	1:55.020					37.278	1:51.377	37.961	1:55.577			
23	IP1	44.174	44.174					42.862	42.862	44.047	44.047			
	IP2	31.860	1:16.034					32.203	1:15.065	32.296	1:16.343			
	FL	37.984	1:54.018					37.212	1:52.277	38.262	1:54.605			
24	IP1	43.373	43.373					43.123	43.123	44.216	44.216			
	IP2	34.631	1:18.004					31.614	1:14.737	31.758	1:15.974			
	FL	38.772	1:56.776					37.352	1:52.089	38.170	1:54.144			
25	IP1	43.187	43.187					42.931	42.931	43.491	43.491			
	IP2	31.988	1:15.175					31.816	1:14.747	32.412	1:15.903			
	FL	38.234	1:53.409					37.747	1:52.494	38.123	1:54.026			
26	IP1	43.514	43.514							43.754	43.754			
	IP2	32.108	1:15.622							32.151	1:15.905			
	FL	38.374	1:53.996							37.831	1:53.736			
27	IP1									43.769	43.769			
	IP2									32.252	1:16.021			
	FL									38.072	1:54.093			



130

CAMPEONATOS DE ESPAÑA DE GT Y DE RESISTENCIA TCR CARRERA 2 / RACE 2 40 MEJORES VUELTAS / 40 BEST LAPS

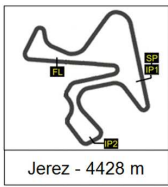
Dorsal	Piloto	Nat	Equipo	Maq.	Hora	Vuelta	Tiempo
103	Mayola-Gtrrez Agüi	ESP	PCR SPORT	Ferrari	11:21:43	18	1:44.714
103	Mayola-Gtrrez Agüi	ESP	PCR SPORT	Ferrari	11:18:13	16	1:45.241
103	Mayola-Gtrrez Agüi	ESP	PCR SPORT	Ferrari	11:25:15	20	1:45.485
103	Mayola-Gtrrez Agüi	ESP	PCR SPORT	Ferrari	11:19:59	17	1:45.565
103	Mayola-Gtrrez Agüi	ESP	PCR SPORT	Ferrari	11:23:29	19	1:45.593
103	Mayola-Gtrrez Agüi	ESP	PCR SPORT	Ferrari	11:16:28	15	1:45.788
103	Mayola-Gtrrez Agüi	ESP	PCR SPORT	Ferrari	11:14:42	14	1:46.348
103	Mayola-Gtrrez Agüi	ESP	PCR SPORT	Ferrari	11:27:01	21	1:46.411
103	Mayola-Gtrrez Agüi	ESP	PCR SPORT	Ferrari	11:34:10	25	1:46.740
114	J Smet	ESP	MONLAU COMPETICIÓN	Renault	11:00:12	7	1:46.909
103	Mayola-Gtrrez Agüi	ESP	PCR SPORT	Ferrari	11:32:23	24	1:46.996
114	J Smet	ESP	MONLAU COMPETICIÓN	Renault	10:54:49	4	1:47.123
103	Mayola-Gtrrez Agüi	ESP	PCR SPORT	Ferrari	11:28:48	22	1:47.178
103	Mayola-Gtrrez Agüi	ESP	PCR SPORT	Ferrari	11:35:57	26	1:47.193
114	J Smet	ESP	MONLAU COMPETICIÓN	Renault	10:58:25	6	1:47.404
199	Navarrete R-Navarrete P	ESP	SMC JUNIOR MOTORSPORT	Porsche	10:56:33	5	1:47.468
108	Morcillo-Sainero	ESP	E2P ESC. ESPAÑOLA PILOTOS	Porsche	10:56:45	5	1:47.522
105	Font-Vinyes		BAPORO MOTORSPORT	Porsche	10:58:18	6	1:47.580
105	Font-Vinyes		BAPORO MOTORSPORT	Porsche	10:51:06	2	1:47.593
199	Navarrete R-Navarrete P	ESP	SMC JUNIOR MOTORSPORT	Porsche	10:58:21	6	1:47.611
114	J Smet	ESP	MONLAU COMPETICIÓN	Renault	11:25:13	20	1:47.670
114	J Smet	ESP	MONLAU COMPETICIÓN	Renault	11:23:26	19	1:47.713
199	Navarrete R-Navarrete P	ESP	SMC JUNIOR MOTORSPORT	Porsche	10:54:46	4	1:47.726
105	Font-Vinyes		BAPORO MOTORSPORT	Porsche	10:54:42	4	1:47.760
103	Mayola-Gtrrez Agüi	ESP	PCR SPORT	Ferrari	11:00:21	7	1:47.818
105	Font-Vinyes		BAPORO MOTORSPORT	Porsche	11:01:54	8	1:47.906
105	Font-Vinyes		BAPORO MOTORSPORT	Porsche	11:03:42	9	1:47.927
108	Morcillo-Sainero	ESP	E2P ESC. ESPAÑOLA PILOTOS	Porsche	11:00:22	7	1:47.935
199	Navarrete R-Navarrete P	ESP	SMC JUNIOR MOTORSPORT	Porsche	11:00:09	7	1:47.966
105	Font-Vinyes		BAPORO MOTORSPORT	Porsche	10:52:54	3	1:47.978
108	Morcillo-Sainero	ESP	E2P ESC. ESPAÑOLA PILOTOS	Porsche	11:02:10	8	1:47.994
199	Navarrete R-Navarrete P	ESP	SMC JUNIOR MOTORSPORT	Porsche	10:52:58	3	1:48.008
103	Mayola-Gtrrez Agüi	ESP	PCR SPORT	Ferrari	11:02:09	8	1:48.040
114	J Smet	ESP	MONLAU COMPETICIÓN	Renault	11:03:49	9	1:48.047
114	J Smet	ESP	MONLAU COMPETICIÓN	Renault	11:18:02	16	1:48.052
103	Mayola-Gtrrez Agüi	ESP	PCR SPORT	Ferrari	11:30:36	23	1:48.053
199	Navarrete R-Navarrete P	ESP	SMC JUNIOR MOTORSPORT	Porsche	11:03:45	9	1:48.054
108	Morcillo-Sainero	ESP	E2P ESC. ESPAÑOLA PILOTOS	Porsche	11:11:13	13	1:48.059
114	J Smet	ESP	MONLAU COMPETICIÓN	Renault	11:21:38	18	1:48.062
199	Navarrete R-Navarrete P	ESP	SMC JUNIOR MOTORSPORT	Porsche	11:01:57	8	1:48.131



131

**CAMPEONATOS DE ESPAÑA DE GT Y DE RESISTENCIA TCR
CARRERA 2 / RACE 2
MEJORES CINCO VUELTAS / TOP FIVE LAPS**


Piloto	Nat	Equipo	Top Five Laps				
103 Mayola-Gtrrez Agüi	ESP	PCR SPORT	1:44.714	1:45.241	1:45.485	1:45.565	1:45.593
114 J Smet	ESP	MONLAU COMPETICIÓN	1:46.909	1:47.123	1:47.404	1:47.670	1:47.713
199 Navarrete R-Navarrete P	ESP	SMC JUNIOR MOTORSPORT	1:47.468	1:47.611	1:47.726	1:47.966	1:48.008
108 Morcillo-Sainero	ESP	E2P ESC. ESPAÑOLA PILOTOS	1:47.522	1:47.935	1:47.994	1:48.059	1:48.154
105 Font-Vinyes		BAPORO MOTORSPORT	1:47.580	1:47.593	1:47.760	1:47.906	1:47.927
136 Grau-Gómez	FRA	PHILIPPE GRUAU	1:50.355	1:51.122	1:52.191	PARRILL	
178 Lopez Anós-Rdguez Sastr	ESP	R. A. C CIRCUITO GUADALOPE	1:50.894	1:50.909	1:50.991	1:51.377	1:51.508
16 Leonov-Azcona	ESP	VICTORY ASSERTO	1:52.048	1:52.614	1:52.644	1:52.805	1:52.818
126 R Villanueva de Martin	ESP	NM RACING TEAM	1:52.291	1:52.625	1:53.377	1:53.409	1:53.567
44 Fontes-Smaali		SPV RACING	1:53.040	1:53.808	1:54.179	1:54.254	1:54.413
77 F Mendez Cazorla	ESP	RC2 JUNIOR TEAM	1:53.353	1:53.715	1:53.896	1:53.898	1:54.215
31 G Aso Arjol	ESP	PCR SPORT	1:53.587	1:54.185	1:54.247	1:54.343	1:54.367
23 Cebrián-Peña	ESP	RC2 JUNIOR TEAM	1:53.701	1:54.140	1:54.178	1:54.269	1:54.277
55 Oxley-Van Nostrum		SPV RACING	1:54.110	1:54.301	1:54.332	1:54.370	1:54.426
81 Lobera-Glez Reyes	ESP	TERRA TRAINING MOTORSPORT	1:54.503	1:54.680	1:54.926	1:54.977	1:55.219
20 F Fdez Gil-R Fdez Gil	ESP	RC2 JUNIOR TEAM	1:54.670	1:54.682	1:54.760	1:54.874	1:54.983
88 Sánchez Macías-Barrios	ESP	LOCAL SPORT	1:55.251	1:55.332	1:55.621	1:55.667	1:56.083
26 Parera-Dasi	ESP	PCR SPORT	1:56.059	1:56.539	1:56.662	1:56.755	1:56.862
134 Courtois-Brochier	FRA	GILLES COURTOIS	1:56.986	1:57.814	1:58.071	1:58.283	1:58.289



132

CAMPEONATOS DE ESPAÑA DE GT Y DE RESISTENCIA TCR
CARRERA 2 / RACE 2
40 MEJORES VELOCIDADES MÁXIMAS / 40 BEST MAX. SPEEDS

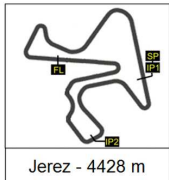
Dorsal	Piloto	Nat	Equipo	Maq.	Hora	Vuelta	Vmax
103	Mayola-Gttréz Agüi	ESP	PCR SPORT	Ferrari	10:51:55	2	227,4
103	Mayola-Gttréz Agüi	ESP	PCR SPORT	Ferrari	10:59:14	6	226,9
103	Mayola-Gttréz Agüi	ESP	PCR SPORT	Ferrari	11:06:27	10	226,9
103	Mayola-Gttréz Agüi	ESP	PCR SPORT	Ferrari	11:02:50	8	226,4
103	Mayola-Gttréz Agüi	ESP	PCR SPORT	Ferrari	11:25:56	20	226,4
103	Mayola-Gttréz Agüi	ESP	PCR SPORT	Ferrari	11:01:02	7	225,9
103	Mayola-Gttréz Agüi	ESP	PCR SPORT	Ferrari	10:50:05	1	225,5
103	Mayola-Gttréz Agüi	ESP	PCR SPORT	Ferrari	11:20:39	17	225,5
103	Mayola-Gttréz Agüi	ESP	PCR SPORT	Ferrari	11:13:36	13	225,5
103	Mayola-Gttréz Agüi	ESP	PCR SPORT	Ferrari	11:17:08	15	225,5
114	J Smet	ESP	MONLAU COMPETICIÓN	Renault	11:08:010	11	225,0
103	Mayola-Gttréz Agüi	ESP	PCR SPORT	Ferrari	10:57:26	5	224,5
103	Mayola-Gttréz Agüi	ESP	PCR SPORT	Ferrari	11:31:17	23	224,5
105	Font-Vinyes		BAPORO MOTORSPORT	Porsche	11:04:23	9	224,5
103	Mayola-Gttréz Agüi	ESP	PCR SPORT	Ferrari	11:33:04	24	224,1
114	J Smet	ESP	MONLAU COMPETICIÓN	Renault	10:50:05	1	223,6
103	Mayola-Gttréz Agüi	ESP	PCR SPORT	Ferrari	10:55:37	4	223,6
103	Mayola-Gttréz Agüi	ESP	PCR SPORT	Ferrari	11:04:39	9	223,6
103	Mayola-Gttréz Agüi	ESP	PCR SPORT	Ferrari	11:27:42	21	223,6
103	Mayola-Gttréz Agüi	ESP	PCR SPORT	Ferrari	11:08:17	11	223,6
103	Mayola-Gttréz Agüi	ESP	PCR SPORT	Ferrari	11:18:54	16	223,6
103	Mayola-Gttréz Agüi	ESP	PCR SPORT	Ferrari	10:48:15	0	223,1
114	J Smet	ESP	MONLAU COMPETICIÓN	Renault	11:31:27	23	223,1
103	Mayola-Gttréz Agüi	ESP	PCR SPORT	Ferrari	11:24:10	19	223,1
114	J Smet	ESP	MONLAU COMPETICIÓN	Renault	11:15:06	14	223,1
108	Morcillo-Sainero	ESP	E2P ESC. ESPAÑOLA PILOTOS	Porsche	11:08:18	11	223,1
105	Font-Vinyes		BAPORO MOTORSPORT	Porsche	11:31:53	23	223,1
105	Font-Vinyes		BAPORO MOTORSPORT	Porsche	11:13:30	14	223,1
105	Font-Vinyes		BAPORO MOTORSPORT	Porsche	11:33:42	24	223,1
105	Font-Vinyes		BAPORO MOTORSPORT	Porsche	11:17:18	15	223,1
105	Font-Vinyes		BAPORO MOTORSPORT	Porsche	11:08:02	11	223,1
105	Font-Vinyes		BAPORO MOTORSPORT	Porsche	11:19:08	16	223,1
114	J Smet	ESP	MONLAU COMPETICIÓN	Renault	10:53:43	3	222,7
114	J Smet	ESP	MONLAU COMPETICIÓN	Renault	10:55:30	4	222,7
114	J Smet	ESP	MONLAU COMPETICIÓN	Renault	10:57:19	5	222,7
114	J Smet	ESP	MONLAU COMPETICIÓN	Renault	10:59:06	6	222,7
114	J Smet	ESP	MONLAU COMPETICIÓN	Renault	11:02:42	8	222,7
108	Morcillo-Sainero	ESP	E2P ESC. ESPAÑOLA PILOTOS	Porsche	11:04:39	9	222,7
114	J Smet	ESP	MONLAU COMPETICIÓN	Renault	11:24:07	19	222,7
114	J Smet	ESP	MONLAU COMPETICIÓN	Renault	11:06:21	10	222,7



133

CAMPEONATOS DE ESPAÑA DE GT Y DE RESISTENCIA TCR
CARRERA 2 / RACE 2
MEJORES CINCO VELOCIDADES MÁXIMAS / TOP FIVE MAX. SPEEDS

Piloto	Nat	Equipo	Top Five Vmax				
103 Mayola-Gtrrez Agüi	ESP	PCR SPORT	227,4	226,9	226,9	226,4	226,4
114 J Smet	ESP	MONLAU COMPETICIÓN	225,0	223,6	223,1	223,1	222,7
105 Font-Vinyes		BAPORO MOTORSPORT	224,5	223,1	223,1	223,1	223,1
108 Morcillo-Sainero	ESP	E2P ESC. ESPAÑOLA PILOTOS	223,1	222,7	222,7	222,2	222,2
199 Navarrete R-Navarrete P	ESP	SMC JUNIOR MOTORSPORT	222,2	221,3	220,9	220,9	220,9
136 Grau-Gómez	FRA	PHILIPPE GRUAU	220,9	219,1	218,6	216,9	
178 Lopez Anós-Rdguez Sastr	ESP	R. A. C CIRCUITO GUADALOPE	218,2	217,7	217,7	217,3	217,3
126 R Villanueva de Martin	ESP	NM RACING TEAM	209,3	208,9	208,5	208,1	208,1
134 Courtois-Brochier	FRA	GILLES COURTOIS	208,9	208,5	208,5	208,1	208,1
55 Oxley-Van Nostrum		SPV RACING	205,3	203,8	203,8	202,6	202,6
16 Leonov-Azcona	ESP	VICTORY ASSERTO	204,5	204,5	204,2	204,2	203,8
44 Fontes-Smaali		SPV RACING	204,5	204,5	203,4	203,4	203,4
77 F Mendez Cazorla	ESP	RC2 JUNIOR TEAM	203,4	203,4	203,0	203,0	203,0
31 G Aso Arjol	ESP	PCR SPORT	202,2	201,9	201,9	201,5	201,5
81 Lobera-Glez Reyes	ESP	TERRA TRAINING MOTORSPORT	200,7	200,7	200,4	200,0	200,0
26 Parera-Dasi	ESP	PCR SPORT	200,7	200,4	200,0	199,6	198,9
23 Cebrián-Peña	ESP	RC2 JUNIOR TEAM	200,0	200,0	199,6	199,6	199,6
88 Sánchez Macías-Barrios	ESP	LOCAL SPORT	199,6	199,6	198,9	198,5	198,2
20 F Fdez Gil-R Fdez Gil	ESP	RC2 JUNIOR TEAM	199,3	199,3	198,5	198,2	198,2



134

CAMPEONATOS DE ESPAÑA DE RESISTENCIA TCR CARRERA 2 / RACE 2 PLANNING

Vta	1	2	3	4	5	6	7	8	9	10	11	12	13	14	15	16	17	18	19	20	21	22	23	24	25	26	27	28	29	30	31	32
0	105	136	199	114	178	134	103	108	126	23	44	31	20	16	81	77	26	55	88													
1	105	199	136	114	103	108	126	134	178	31	23	44	16	20	81	55	77	88	26													
2	105	199	136	114	103	108	126	134	178	31	23	16	44	20	55	77	81	88	26													
3	105	199	114	136	103	108	126	134	31	23	178	16	44	20	55	77	81	88	26													
4	105	199	114	103	108	126	134	31	23	44	16	55	77	88	20	81	26	178														
5	105	199	114	103	108	126	134	31	23	44	16	55	77	88	20	81	26	178														
6	105	199	114	103	108	126	31	23	134	44	16	55	77	88	20	81	26	178	1													
7	105	199	114	103	108	126	31	23	44	16	134	55	77	20	88	81	26	178	1													
8	105	199	114	103	108	126	31	23	16	44	134	55	77	20	88	81	26	178	1													
9	105	199	114	103	108	126	31	23	16	44	55	77	134	20	88	81	26	178	1													
10	105	199	114	103	108	126	31	23	16	44	55	77	134	20	88	81	26	178	2													
11	105	199	114	103	108	126	31	23	55	134	20	88	26	77	81	16	178	2														
12	105	199	108	114	31	23	103	55	134	88	20	126	77	81	16	26	178	2														
13	105	199	108	114	31	103	55	23	88	77	20	81	126	16	134	26	178	1														
14	105	199	114	108	103	31	23	55	77	126	81	16	20	88	134	26	178	1														
15	114	199	103	105	108	23	31	55	126	77	16	81	20	88	26	134	178	1														
16	114	103	199	108	105	23	31	126	16	77	55	81	20	88	26	134	178	1														
17	114	103	199	105	108	23	31	126	16	77	55	81	20	88	26	134	178	1														
18	114	103	105	199	108	23	31	126	16	77	55	81	20	88	26	178	134	1														
19	114	103	105	199	108	23	31	126	16	77	55	81	20	88	26	178	1															
20	114	103	105	199	108	23	16	126	31	77	55	81	20	88	26	178	1															
21	103	114	105	199	108	23	16	126	77	34	55	81	20	88	178	26	2															
22	103	114	105	199	108	16	126	23	77	34	55	81	20	88	178	26	2															
23	103	114	105	108	199	16	126	23	77	34	81	55	20	88	178	26	2															
24	103	114	105	108	199	16	126	23	77	34	81	55	20	88	178	26	2															
25	103	114	105	108	199	16	126	77	23	81	55	31	20	88	178	26	2															
26	103	114	105	108	199	16	126	77	23																							
27	103	114	105	108	199																											