

d21

MASTERS HISTORIC FORMULA ONE Race 2 PROVISIONAL CLASSIFICATION

CONDICIONES ATMOSFERICAS: **Soleado**

ESTADO DE LA PISTA: **Seca**

Ord. #	Piloto	Club	Marca	Neum NV	Tiempo	Dif	VR	Vta Ráp.
1	11 h	Marco WERNER	Lotus 81	13	22:46.036	----	11	1:42.344
2	99 h	Jamie CONSTABLE	Tyrrell 011	13	22:47.233	1.197	2	1:42.301
3	34 f	Miles GRIFFITHS	FILtipaldi F5	13	22:48.989	2.953	2	1:42.119
4	21 h	Katsuaki KUBOTA	Lotus 91/7	13	22:58.292	12.256	2	1:43.967
5	12 h	Steve BROOKS	Lotus 91	13	23:05.410	19.374	10	1:44.951
6	2 f	Lukas HALUSA	McLaren M2	13	23:08.566	22.530	10	1:45.104
7	37 h	Christophe D'ANSEMOU	Williams F	13	23:29.555	43.519	2	1:39.913
8	76 f	Max SMITH-HILLIARD	Shadow DN	13	24:01.380	1:15.344	11	1:46.658
9	18 f	Marc DEVIS	Surtees TS1	13	24:01.673	1:15.637	11	1:47.035
10	22 h	Paul TATTERSALL	Ensign N17	13	24:04.287	1:18.251	2	1:49.166
11	15 f	Michel BAUDOIN	Hesketh 30	11	22:50.604	2 Vuelta	7	1:59.321
12	7 h	Mike CANTILLON	Williams F	11	23:31.868	2 Vuelta	9	1:41.312
13	6 f	Nick PADMORE	Lotus 77	10	17:20.740	3 Vuelta	2	1:42.444
14	9 f	Robert BLAIN	March 761	10	19:28.601	3 Vuelta	6	1:54.517
15	38 f	Patrick D'AUBREBY	March 761	3	7:47.990	10 Vuelta	1	1:57.486
16	78 h	Warren BRIGGS	McLaren M2	2	3:35.331	11 Vuelta	2	1:44.083
17	74	Steve FARTHING	Lola T332	1	1:59.015	12 Vuelta	1	1:54.925

#37 - 40 secs. time penalty (track limits)

#7 - 5 secs. time penalty (track limits)

Vuelta rápida realizada por el piloto Nº 37.- Christophe D'ANSEMOU en un tiempo de 1:39.913 en la vuelta 2ª.

Provisional

Definitiva

Circuito de Jerez, 24 DE OCTUBRE DE 2021

STEWARDS Mark VAN GEEL (NED) Int. Steward (Chairman)	Dorothea BOQUOI Steward	Francisco GALÁN Steward	RACE DIRECTOR	TIMEKEEPER
Hora:			Hora:	RESULTADOS PUBLICADOS A LAS 15:10 HORAS





d22

MASTERS HISTORIC FORMULA ONE Race 2 - Emerson Fittipaldi Class CLASSIFICATION

CONDICIONES ATMOSFERICAS: **Soleado**

ESTADO DE LA PISTA: **Seca**

Ord. #	Piloto	Club	Marca	Neum NV	Tiempo	Dif	VR	Vta Ráp.
1	34 f	Miles GRIFFITHS	FILtipaldi F5	13	22:48.989	----	2	1:42.119
2	2 f	Lukas HALUSA	McLaren M2	13	23:08.566	19.577	10	1:45.104
3	76 f	Max SMITH-HILLIARD	Shadow DN	13	24:01.380	1:12.391	11	1:46.658
4	18 f	Marc DEVIS	Surtees TS1	13	24:01.673	1:12.684	11	1:47.035
5	15 f	Michel BAUDOIN	Hesketh 30	11	22:50.604	2 Vuelta	7	1:59.321
6	6 f	Nick PADMORE	Lotus 77	10	17:20.740	3 Vuelta	2	1:42.444
7	9 f	Robert BLAIN	March 761	10	19:28.601	3 Vuelta	6	1:54.517
8	38 f	Patrick D'AUBREBY	March 761	3	7:47.990	10 Vuelta	1	1:57.486

Vuelta rápida realizada por el piloto N° 37.- Christophe D'ANSEMBOURG en un tiempo de 1:39.913 en la vuelta 2ª.

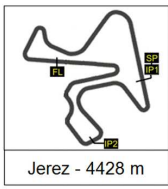
Provisional

Definitiva

Circuito de Jerez, 24 DE OCTUBRE DE 2021

STEWARDS	RACE DIRECTOR	TIMEKEEPER
Hora:	Hora:	RESULTADOS PUBLICADOS A LAS 15:10 HORAS





d23

MASTERS HISTORIC FORMULA ONE Race 2 - Patrick Head Class CLASSIFICATION

CONDICIONES ATMOSFERICAS: **Soleado**

ESTADO DE LA PISTA: **Seca**

Ord. #	Piloto	Club	Marca	Neum NV	Tiempo	Dif	VR	Vta Ráp.
1	11 h Marco WERNER		Lotus 81	13	22:46.036	----	11	1:42.344
2	99 h Jamie CONSTABLE		Tyrrell 011	13	22:47.233	1.197	2	1:42.301
3	21 h Katsuaki KUBOTA		Lotus 91/7	13	22:58.292	12.256	2	1:43.967
4	12 h Steve BROOKS		Lotus 91	13	23:05.410	19.374	10	1:44.951
5	37 h Christophe D'ANSEMBOU		Williams F	13	23:29.555	43.519	2	1:39.913
6	22 h Paul TATTERSALL		Ensign N17	13	24:04.287	1:18.251	2	1:49.166
7	7 h Mike CANTILLON		Williams F	11	23:31.868	2 Vuelta	9	1:41.312
8	78 h Warren BRIGGS		McLaren M2	2	3:35.331	11 Vuelta	2	1:44.083

Vuelta rápida realizada por el piloto Nº 37.- Christophe D'ANSEMBOURG en un tiempo de 1:39.913 en la vuelta 2ª.

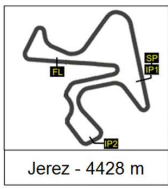
Provisional

Definitiva

Circuito de Jerez, 24 DE OCTUBRE DE 2021

STEWARDS	RACE DIRECTOR	TIMEKEEPER
Hora:	Hora:	RESULTADOS PUBLICADOS A LAS 15:10 HORAS





d24

MASTERS HISTORIC FORMULA ONE Race 2 - Niki Lauda Class CLASSIFICATION

CONDICIONES ATMOSFERICAS: **Soleado**

ESTADO DE LA PISTA: **Seca**

Ord. #	Piloto	Club	Marca	Neum NV	Tiempo	Dif	VR	Vta Ráp.
--------	--------	------	-------	---------	--------	-----	----	----------

Vuelta rápida realizada por el piloto N° 37.- Christophe D'ANSEMBOURG en un tiempo de 1:39.913 en la vuelta 2ª.

Provisional

Definitiva

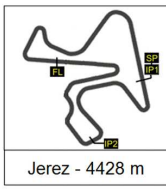
Circuito de Jerez, 24 DE OCTUBRE DE 2021

STEWARDS	RACE DIRECTOR	TIMEKEEPER
Hora:	Hora:	RESULTADOS PUBLICADOS A LAS 15:10 HORAS

LiveTiming: live.crono-jerez.com

Pág 1 de 1





d25

MASTERS HISTORIC FORMULA ONE

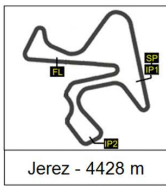
Race 2

LAP BY LAP

Vuelta	2	6	7	9	11	12	15	18	21	22	34	37
1	1:50.297	1:45.064	1:48.604	2:01.259	1:45.816	1:48.836	2:01.503	1:54.915	1:48.734	1:53.078	1:48.350	1:43.828
2	1:45.666	1:42.444*	1:50.464	1:55.504	1:42.504	1:46.184	2:04.789	1:48.163	1:43.967*	1:49.166*	1:42.119*	1:39.913*
3	1:47.568	1:45.975	1:46.220	1:56.982	1:45.506	1:46.538	2:09.140	1:48.020	1:44.805	1:49.493	1:43.666	1:51.218
4	1:46.258	1:43.792	1:43.234	1:56.537	1:44.694	1:46.059	2:05.826	1:50.031	1:46.038	1:50.744	1:44.129	1:43.353
5	1:45.201	1:44.190	1:46.552	1:56.785	1:43.478	1:46.531	2:05.224	1:49.158	1:46.320	1:51.166	1:44.161	1:52.115
6	1:46.755	1:45.824	1:44.801	1:54.517*	1:45.418	1:47.096	2:00.702	1:50.453	1:46.351	1:50.063	1:44.621	1:43.518
7	1:47.715	1:43.232	1:43.204	1:55.481	1:43.286	1:47.586	1:59.321*	1:48.865	1:46.265	1:50.340	1:43.800	1:43.980
8	1:46.126	1:42.986	1:42.881	1:55.274	1:42.883	1:46.207	2:00.463	1:49.704	1:45.749	1:50.081	1:43.288	1:42.990
9	1:45.571	1:42.910	1:41.312*	1:55.236	1:42.715	1:45.825	2:00.331	1:48.488	1:45.134	1:50.193	1:43.294	1:43.014
10	1:45.104*	1:42.892	1:43.310	1:54.866	1:42.898	1:44.951*	1:59.659	1:48.863	1:44.686	1:50.531	1:43.683	1:44.788
11	1:45.137		PIT EXIT		1:42.344*	1:45.094	2:17.815	1:47.035*	1:45.857	1:49.993	1:43.701	1:43.109
12	1:45.151				1:42.934	1:45.362		1:48.882	1:44.434	1:49.875	1:43.628	1:42.580
13	1:49.409				1:59.747	1:46.379		2:03.762	1:47.688	1:55.943	1:58.126	2:33.902

Vuelta	38	74	76	78	99							
1	1:57.486*	1:54.925*	1:51.559	1:48.375	1:45.225							
2	PIT EXIT		1:47.313	1:44.083*	1:42.301*							
3	1:58.057		1:47.642		1:46.115							
4			1:48.394		1:43.686							
5			1:48.272		1:43.223							
6			1:48.314		1:46.071							
7			1:48.843		1:43.034							
8			1:49.125		1:42.898							
9			1:49.533		1:43.008							
10			1:47.557		1:42.830							
11			1:46.658*		1:42.783							
12			1:49.260		1:43.331							
13			2:15.625		2:01.121							





23 - 24 octubre 2021

1
d26

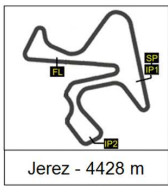
MASTERS HISTORIC FORMULA ONE

Race 2

ANALYSIS

Número	2		6		7		9		11		12		15		
	Vta	Sector	Vuelta	Sector	Vuelta	Sector	Vuelta	Sector	Vuelta	Sector	Vuelta	Sector	Vuelta		
1	IP1	43.448	43.448	41.612	41.612	42.338	42.338	48.340	48.340	41.911	41.911	43.349	43.349	48.373	48.373
	IP2	31.022	1:14.470	29.051	1:10.663	29.992	1:12.330	33.198	1:21.538	29.103	1:11.014	30.290	1:13.639	33.051	1:21.424
	FL	35.827	1:50.297	34.401	1:45.064	36.274	1:48.604	39.721	2:01.259	34.802	1:45.816	35.197	1:48.836	40.079	2:01.503
2	IP1	40.474	40.474	38.897	38.897	46.296	46.296	43.229	43.229			41.189	41.189	45.857	45.857
	IP2	29.612	1:10.086	28.872	1:07.769	29.244	1:15.540	31.935	1:15.164	1:08.01	1:08.017	29.589	1:10.778	34.432	1:20.289
	FL	35.580	1:45.666	34.675	1:42.444	34.924	1:50.464	40.340	1:55.504	34.487	1:42.504	35.406	1:46.184	44.500	2:04.789
3	IP1	40.021	40.021	39.607	39.607	39.381	39.381	42.933	42.933			40.242	40.242	46.254	46.254
	IP2	29.771	1:09.792	29.727	1:09.334	28.659	1:08.040	32.153	1:15.086	1:09.62	1:09.624	29.782	1:10.024	35.335	1:21.589
	FL	37.776	1:47.568	36.641	1:45.975	38.180	1:46.220	41.896	1:56.982	35.882	1:45.506	36.514	1:46.538	47.551	2:09.140
4	IP1	40.008	40.008	39.143	39.143	39.039	39.039	43.398	43.398			40.279	40.279	45.852	45.852
	IP2	30.069	1:10.077	28.830	1:07.973	28.224	1:07.263	32.033	1:15.431	1:08.66	1:08.660	29.421	1:09.700	34.882	1:20.734
	FL	36.181	1:46.258	35.819	1:43.792	35.971	1:43.234	41.106	1:56.537	36.034	1:44.694	36.359	1:46.059	45.092	2:05.826
5	IP1	40.018	40.018	40.134	40.134	40.219	40.219	43.263	43.263	39.433	39.433	40.239	40.239	46.387	46.387
	IP2	29.404	1:09.422	28.894	1:09.028	29.956	1:10.175	33.071	1:16.334	28.817	1:08.250	29.823	1:10.062	34.150	1:20.537
	FL	35.779	1:45.201	35.162	1:44.190	36.377	1:46.552	40.451	1:56.785	35.228	1:43.478	36.469	1:46.531	44.687	2:05.224
6	IP1	40.439	40.439	39.080	39.080	40.627	40.627	43.163	43.163	38.918	38.918	40.620	40.620	44.715	44.715
	IP2	29.902	1:10.341	28.871	1:07.951	29.540	1:10.167	31.977	1:15.140	28.904	1:07.822	30.017	1:10.637	34.064	1:18.779
	FL	36.414	1:46.755	37.873	1:45.824	34.634	1:44.801	39.377	1:54.517	37.596	1:45.418	36.459	1:47.096	41.923	2:00.702
7	IP1	40.747	40.747	39.173	39.173	38.338	38.338	43.483	43.483			40.559	40.559	44.644	44.644
	IP2	29.935	1:10.682	29.106	1:08.279	28.662	1:07.000	32.477	1:15.960	1:08.20	1:08.205	29.915	1:10.474	33.489	1:18.133
	FL	37.033	1:47.715	34.953	1:43.232	36.204	1:43.204	39.521	1:55.481	35.081	1:43.286	37.112	1:47.586	41.188	1:59.321
8	IP1	40.267	40.267	39.072	39.072	39.697	39.697	43.092	43.092	38.942	38.942	40.276	40.276	45.091	45.091
	IP2	29.701	1:09.968	28.927	1:07.999	28.942	1:08.639	32.019	1:15.111	28.922	1:07.864	29.718	1:09.994	33.531	1:18.622
	FL	36.158	1:46.126	34.987	1:42.986	34.242	1:42.881	40.163	1:55.274	35.019	1:42.883	36.213	1:46.207	41.841	2:00.463
9	IP1	40.433	40.433	39.143	39.143	38.070	38.070	43.813	43.813	38.975	38.975	40.319	40.319	45.876	45.876
	IP2	29.505	1:09.938	28.963	1:08.106	28.389	1:06.459	32.266	1:16.079	28.960	1:07.935	29.551	1:09.870	33.687	1:19.563
	FL	35.633	1:45.571	34.804	1:42.910	34.853	1:41.312	39.157	1:55.236	34.780	1:42.715	35.955	1:45.825	40.768	2:00.331
10	IP1	40.248	40.248	38.953	38.953	38.084	38.084	42.555	42.555	39.021	39.021	39.879	39.879	44.055	44.055
	IP2	29.218	1:09.466	28.971	1:07.924	28.323	1:06.407	32.510	1:15.065	28.970	1:07.991	29.395	1:09.274	32.972	1:17.027
	FL	35.638	1:45.104	34.968	1:42.892	36.903	1:43.310	39.801	1:54.866	34.907	1:42.898	35.677	1:44.951	42.632	1:59.659
11	IP1	40.041	40.041	39.390	39.390	38.768	38.768	43.571	43.571	39.162	39.162	39.870	39.870	45.510	45.510
	IP2	29.539	1:09.580	29.743	1:19.133	34.937	1:13.705	8:51.10	9:34.676	28.716	1:07.878	29.532	1:09.402	33.596	1:19.106
	FL	35.557	1:45.137		-----	4:45.58	PIT EXIT		-----	34.466	1:42.344	35.692	1:45.094	58.709	2:17.815
12	IP1	39.846	39.846									39.690	39.690		
	IP2	29.658	1:09.504							1:07.78	1:07.783	29.807	1:09.497		
	FL	35.647	1:45.151				-----			35.151	1:42.934	35.865	1:45.362		-----
13	IP1	40.044	40.044									39.950	39.950		
	IP2	30.939	1:10.983							1:08.76	1:08.766	29.815	1:09.765		
	FL	38.426	1:49.409							50.981	1:59.747	36.614	1:46.379		





23 - 24 octubre 2021

2
d26

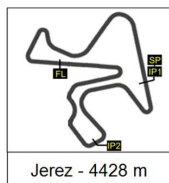
MASTERS HISTORIC FORMULA ONE

Race 2

ANALYSIS

Número	18		21		22		34		37		38		74		
	Vta	Sector	Vuelta	Sector	Vuelta	Sector	Vuelta	Sector	Vuelta	Sector	Vuelta	Sector	Vuelta		
1	IP1	46.625	46.625	42.359	42.359	45.629	45.629	42.589	42.589	40.884	40.884	46.150	46.150	46.220	46.220
	IP2	30.923	1:17.548	30.083	1:12.442	30.674	1:16.303	29.921	1:12.510	28.748	1:09.632	31.749	1:17.899	31.531	1:17.751
	FL	37.367	1:54.915	36.292	1:48.734	36.775	1:53.078	35.840	1:48.350	34.196	1:43.828	39.587	1:57.486	37.174	1:54.925
2	IP1	41.498	41.498	39.597	39.597	41.424	41.424	39.048	39.048	37.645	37.645	42.726	42.726	42.712	42.712
	IP2	30.394	1:11.892	28.695	1:08.292	30.474	1:11.898	28.700	1:07.748	28.045	1:05.690	35.029	1:17.755	32.919	1:15.631
	FL	36.271	1:48.163	35.675	1:43.967	37.268	1:49.166	34.371	1:42.119	34.223	1:39.913	2:30.16	PIT EXIT		-----
3	IP1	40.782	40.782	39.082	39.082	41.577	41.577	38.967	38.967	38.503	38.503	47.485	47.485		
	IP2	30.313	1:11.095	28.921	1:08.003	30.891	1:12.468	29.169	1:08.136	28.405	1:06.908	31.635	1:19.120		
	FL	36.925	1:48.020	36.802	1:44.805	37.025	1:49.493	35.530	1:43.666	44.310	1:51.218	38.937	1:58.057		
4	IP1	41.378	41.378	40.019	40.019	41.706	41.706	39.384	39.384	38.759	38.759	40.864	40.864		
	IP2	30.674	1:12.052	29.150	1:09.169	31.018	1:12.724	29.133	1:08.517	28.760	1:07.519	30.354	1:11.218		
	FL	37.979	1:50.031	36.869	1:46.038	38.020	1:50.744	35.612	1:44.129	35.834	1:43.353		-----		
5	IP1	41.348	41.348	40.210	40.210	42.619	42.619	39.852	39.852	47.665	47.665				
	IP2	30.539	1:11.887	28.980	1:09.190	31.125	1:13.744	29.119	1:08.971	28.923	1:16.588				
	FL	37.271	1:49.158	37.130	1:46.320	37.422	1:51.166	35.190	1:44.161	35.527	1:52.115				
6	IP1	41.299	41.299	40.416	40.416	41.327	41.327	39.370	39.370	39.243	39.243				
	IP2	31.668	1:12.967	29.318	1:09.734	30.564	1:11.891	29.263	1:08.633	28.958	1:08.201				
	FL	37.486	1:50.453	36.617	1:46.351	38.172	1:50.063	35.988	1:44.621	35.317	1:43.518				
7	IP1	41.315	41.315	39.006	39.006	41.608	41.608	39.777	39.777	39.667	39.667				
	IP2	30.709	1:12.024	30.610	1:09.616	30.661	1:12.269	29.166	1:08.943	28.778	1:08.445				
	FL	36.841	1:48.865	36.649	1:46.265	38.071	1:50.340	34.857	1:43.800	35.535	1:43.980				
8	IP1	41.657	41.657	39.966	39.966	41.645	41.645	39.412	39.412	39.025	39.025				
	IP2	30.822	1:12.479	29.409	1:09.375	31.340	1:12.985	29.094	1:08.506	29.021	1:08.046				
	FL	37.225	1:49.704	36.374	1:45.749	37.096	1:50.081	34.782	1:43.288	34.944	1:42.990				
9	IP1	41.484	41.484	39.844	39.844	41.633	41.633	39.324	39.324	38.788	38.788				
	IP2	30.321	1:11.805	29.663	1:09.507	31.197	1:12.830	29.146	1:08.470	28.707	1:07.495				
	FL	36.683	1:48.488	35.627	1:45.134	37.363	1:50.193	34.824	1:43.294	35.519	1:43.014				
10	IP1	41.819	41.819	39.281	39.281	41.461	41.461	39.858	39.858	39.463	39.463				
	IP2	30.402	1:12.221	28.968	1:08.249	31.540	1:13.001	29.031	1:08.889	29.594	1:09.057				
	FL	36.642	1:48.863	36.437	1:44.686	37.530	1:50.531	34.794	1:43.683	35.731	1:44.788				
11	IP1	40.725	40.725	39.374	39.374	41.798	41.798	39.250	39.250	39.313	39.313				
	IP2	30.340	1:11.065	29.416	1:08.790	30.599	1:12.397	29.616	1:08.866	29.092	1:08.405				
	FL	35.970	1:47.035	37.067	1:45.857	37.596	1:49.993	34.835	1:43.701	34.704	1:43.109				
12	IP1	41.537	41.537	39.141	39.141	41.095	41.095	39.395	39.395	38.693	38.693				
	IP2	30.595	1:12.132	29.139	1:08.280	31.512	1:12.607	29.267	1:08.662	29.140	1:07.833				
	FL	36.750	1:48.882	36.154	1:44.434	37.268	1:49.875	34.966	1:43.628	34.747	1:42.580				
13	IP1	41.697	41.697	39.209	39.209	41.572	41.572	39.478	39.478	39.753	39.753				
	IP2	32.445	1:14.142	29.652	1:08.861	33.527	1:15.099	29.419	1:08.897	29.699	1:09.452				
	FL	49.620	2:03.762	38.827	1:47.688	40.844	1:55.943	49.229	1:58.126	1:24.45	2:33.902				






MASTERS HISTORIC FORMULA ONE

Race 2

ANALYSIS

Número	76		78		99		0		0		0		0	
	Vta	Sector	Vuelta	Sector	Vuelta	Sector	Vuelta	Sector	Vuelta	Sector	Vuelta	Sector	Vuelta	
1	IP1	45.310	45.310	43.405	43.405	41.640	41.640							
	IP2	30.624	1:15.934	29.481	1:12.886	29.119	1:10.759							
	FL	35.625	1:51.559	35.489	1:48.375	34.466	1:45.225							
2	IP1	41.009	41.009	40.195	40.195	38.877	38.877							
	IP2	30.623	1:11.632	28.851	1:09.046	28.829	1:07.706							
	FL	35.681	1:47.313	35.037	1:44.083	34.595	1:42.301							
3	IP1	40.640	40.640	39.570	39.570	39.622	39.622							
	IP2	30.097	1:10.737	29.008	1:08.578	30.564	1:10.186							
	FL	36.905	1:47.642			35.929	1:46.115							
4	IP1	41.148	41.148			39.040	39.040							
	IP2	30.230	1:11.378			28.959	1:07.999							
	FL	37.016	1:48.394			35.687	1:43.686							
5	IP1	41.067	41.067			39.030	39.030							
	IP2	30.363	1:11.430			28.776	1:07.806							
	FL	36.842	1:48.272			35.417	1:43.223							
6	IP1	41.281	41.281			38.849	38.849							
	IP2	30.243	1:11.524			28.795	1:07.644							
	FL	36.790	1:48.314			38.427	1:46.071							
7	IP1	41.145	41.145			39.176	39.176							
	IP2	30.559	1:11.704			28.457	1:07.633							
	FL	37.139	1:48.843			35.401	1:43.034							
8	IP1	41.559	41.559			38.981	38.981							
	IP2	30.525	1:12.084			28.723	1:07.704							
	FL	37.041	1:49.125			35.194	1:42.898							
9	IP1	42.160	42.160			38.862	38.862							
	IP2	30.783	1:12.943			28.683	1:07.545							
	FL	36.590	1:49.533			35.463	1:43.008							
10	IP1	40.747	40.747			38.788	38.788							
	IP2	30.401	1:11.148			28.853	1:07.641							
	FL	36.409	1:47.557			35.189	1:42.830							
11	IP1	40.540	40.540			38.951	38.951							
	IP2	30.046	1:10.586			28.922	1:07.873							
	FL	36.072	1:46.658			34.910	1:42.783							
12	IP1	41.735	41.735			38.988	38.988							
	IP2	30.743	1:12.478			28.929	1:07.917							
	FL	36.782	1:49.260			35.414	1:43.331							
13	IP1	42.054	42.054			39.140	39.140							
	IP2	43.743	1:25.797			30.271	1:09.411							
	FL	49.828	2:15.625			51.710	2:01.121							



d27

MASTERS HISTORIC FORMULA ONE

Race 2

40 BEST LAPS

Dorsal	Piloto	Nat	Equipo	Maq.	Hora	Vuelta	Tiempo
37	Christophe D'ANSEMBOUR	BEL		Williams F	14:43:47	2	1:39.913
7	Mike CANTILLON	IRL		Williams F	14:56:11	9	1:41.312
34	Miles GRIFFITHS	GBR		FILtipaldi F5	14:43:55	2	1:42.119
99	Jamie CONSTABLE	GBR		Tyrrell 011	14:43:51	2	1:42.301
11	Marco WERNER	GER		Lotus 81	14:59:25	11	1:42.344
6	Nick PADMORE	GBR		Lotus 77	14:43:51	2	1:42.444
11	Marco WERNER	GER		Lotus 81	14:43:52	2	1:42.504
37	Christophe D'ANSEMBOUR	BEL		Williams F	15:01:17	12	1:42.580
11	Marco WERNER	GER		Lotus 81	14:56:00	9	1:42.715
99	Jamie CONSTABLE	GBR		Tyrrell 011	14:59:24	11	1:42.783
99	Jamie CONSTABLE	GBR		Tyrrell 011	14:57:42	10	1:42.830
7	Mike CANTILLON	IRL		Williams F	14:54:30	8	1:42.881
11	Marco WERNER	GER		Lotus 81	14:54:17	8	1:42.883
6	Nick PADMORE	GBR		Lotus 77	14:57:42	10	1:42.892
99	Jamie CONSTABLE	GBR		Tyrrell 011	14:54:16	8	1:42.898
11	Marco WERNER	GER		Lotus 81	14:57:43	10	1:42.898
6	Nick PADMORE	GBR		Lotus 77	14:56:00	9	1:42.910
11	Marco WERNER	GER		Lotus 81	15:01:08	12	1:42.934
6	Nick PADMORE	GBR		Lotus 77	14:54:17	8	1:42.986
37	Christophe D'ANSEMBOUR	BEL		Williams F	14:54:24	8	1:42.990
99	Jamie CONSTABLE	GBR		Tyrrell 011	14:55:59	9	1:43.008
37	Christophe D'ANSEMBOUR	BEL		Williams F	14:56:07	9	1:43.014
99	Jamie CONSTABLE	GBR		Tyrrell 011	14:52:33	7	1:43.034
37	Christophe D'ANSEMBOUR	BEL		Williams F	14:59:35	11	1:43.109
7	Mike CANTILLON	IRL		Williams F	14:52:47	7	1:43.204
99	Jamie CONSTABLE	GBR		Tyrrell 011	14:49:04	5	1:43.223
6	Nick PADMORE	GBR		Lotus 77	14:52:34	7	1:43.232
7	Mike CANTILLON	IRL		Williams F	14:47:32	4	1:43.234
11	Marco WERNER	GER		Lotus 81	14:52:34	7	1:43.286
34	Miles GRIFFITHS	GBR		FILtipaldi F5	14:54:18	8	1:43.288
34	Miles GRIFFITHS	GBR		FILtipaldi F5	14:56:02	9	1:43.294
7	Mike CANTILLON	IRL		Williams F	14:57:54	10	1:43.310
99	Jamie CONSTABLE	GBR		Tyrrell 011	15:01:08	12	1:43.331
37	Christophe D'ANSEMBOUR	BEL		Williams F	14:47:21	4	1:43.353
11	Marco WERNER	GER		Lotus 81	14:49:06	5	1:43.478
37	Christophe D'ANSEMBOUR	BEL		Williams F	14:50:57	6	1:43.518
34	Miles GRIFFITHS	GBR		FILtipaldi F5	15:01:13	12	1:43.628
34	Miles GRIFFITHS	GBR		FILtipaldi F5	14:45:38	3	1:43.666
34	Miles GRIFFITHS	GBR		FILtipaldi F5	14:57:45	10	1:43.683
99	Jamie CONSTABLE	GBR		Tyrrell 011	14:47:21	4	1:43.686



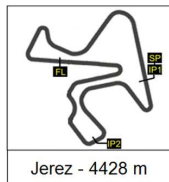


d28

MASTERS HISTORIC FORMULA ONE Race 2 TOP FIVE LAPS

Piloto	Nat	Equipo	Top Five Laps				
37	Christophe D'ANSEMOU	BEL	1:39.913	1:42.580	1:42.990	1:43.014	1:43.109
7	Mike CANTILLON	IRL	1:41.312	1:42.881	1:43.204	1:43.234	1:43.310
34	Miles GRIFFITHS	GBR	1:42.119	1:43.288	1:43.294	1:43.628	1:43.666
99	Jamie CONSTABLE	GBR	1:42.301	1:42.783	1:42.830	1:42.898	1:43.008
11	Marco WERNER	GER	1:42.344	1:42.504	1:42.715	1:42.883	1:42.898
6	Nick PADMORE	GBR	1:42.444	1:42.892	1:42.910	1:42.986	1:43.232
21	Katsuaki KUBOTA	JAP	1:43.967	1:44.434	1:44.686	1:44.805	1:45.134
78	Warren BRIGGS	NZL	1:44.083	1:48.375	PARRILL		
12	Steve BROOKS	GBR	1:44.951	1:45.094	1:45.362	1:45.825	1:46.059
2	Lukas HALUSA	AUT	1:45.104	1:45.137	1:45.151	1:45.201	1:45.571
76	Max SMITH-HILLIARD	GBR	1:46.658	1:47.313	1:47.557	1:47.642	1:48.272
18	Marc DEVIS	BEL	1:47.035	1:48.020	1:48.163	1:48.488	1:48.863
22	Paul TATTERSALL	GBR	1:49.166	1:49.493	1:49.875	1:49.993	1:50.063
9	Robert BLAIN	USA	1:54.517	1:54.866	1:55.236	1:55.274	1:55.481
74	Steve FARTHING	GBR	1:54.925	PARRILL			
38	Patrick D'AUBREBY	FRA	1:57.486	1:58.057	PIT EXIT	PARRILL	
15	Michel BAUDOIN	FRA	1:59.321	1:59.659	2:00.331	2:00.463	2:00.702





d29


MASTERS HISTORIC FORMULA ONE

Race 2

40 BEST MAXIMUM SPEEDS

Dorsal	Piloto	Nat	Equipo	Maq.	Hora	Vuelta	Vmax
12	Steve BROOKS	GBR		Lotus 91	15:00:35	11	240,0
12	Steve BROOKS	GBR		Lotus 91	14:41:08	0	238,9
37	Christophe D'ANSEMBOUR	BEL		Williams F	14:46:17	3	238,9
21	Katsuaki KUBOTA	JAP		Lotus 91/7	14:51:39	6	238,4
12	Steve BROOKS	GBR		Lotus 91	14:51:46	6	237,4
12	Steve BROOKS	GBR		Lotus 91	14:53:34	7	237,4
12	Steve BROOKS	GBR		Lotus 91	14:55:20	8	237,4
21	Katsuaki KUBOTA	JAP		Lotus 91/7	14:48:08	4	236,8
12	Steve BROOKS	GBR		Lotus 91	14:57:05	9	236,8
12	Steve BROOKS	GBR		Lotus 91	14:58:50	10	236,8
37	Christophe D'ANSEMBOUR	BEL		Williams F	14:53:20	7	236,8
37	Christophe D'ANSEMBOUR	BEL		Williams F	14:48:09	4	236,8
78	Warren BRIGGS	NZL		McLaren M2	14:41:08	0	236,8
21	Katsuaki KUBOTA	JAP		Lotus 91/7	14:42:52	1	236,3
21	Katsuaki KUBOTA	JAP		Lotus 91/7	14:44:36	2	236,3
21	Katsuaki KUBOTA	JAP		Lotus 91/7	14:58:41	10	236,3
34	Miles GRIFFITHS	GBR		FILtipaldi F5	14:41:07	0	236,3
37	Christophe D'ANSEMBOUR	BEL		Williams F	14:51:37	6	236,3
21	Katsuaki KUBOTA	JAP		Lotus 91/7	14:46:21	3	235,8
21	Katsuaki KUBOTA	JAP		Lotus 91/7	15:00:27	11	235,8
12	Steve BROOKS	GBR		Lotus 91	14:44:40	2	235,8
12	Steve BROOKS	GBR		Lotus 91	14:48:12	4	235,8
12	Steve BROOKS	GBR		Lotus 91	14:49:59	5	235,8
6	Nick PADMORE	GBR		Lotus 77	14:53:13	7	235,3
6	Nick PADMORE	GBR		Lotus 77	14:54:56	8	235,3
12	Steve BROOKS	GBR		Lotus 91	15:02:21	12	235,3
37	Christophe D'ANSEMBOUR	BEL		Williams F	15:00:13	11	235,3
7	Mike CANTILLON	IRL		Williams F	14:53:26	7	235,3
21	Katsuaki KUBOTA	JAP		Lotus 91/7	15:02:12	12	234,8
6	Nick PADMORE	GBR		Lotus 77	14:51:30	6	234,8
12	Steve BROOKS	GBR		Lotus 91	14:46:26	3	234,8
34	Miles GRIFFITHS	GBR		FILtipaldi F5	14:46:18	3	234,8
21	Katsuaki KUBOTA	JAP		Lotus 91/7	14:56:57	9	234,3
99	Jamie CONSTABLE	GBR		Tyrrell 011	14:44:30	2	234,3
34	Miles GRIFFITHS	GBR		FILtipaldi F5	14:44:34	2	234,3
6	Nick PADMORE	GBR		Lotus 77	14:49:44	5	234,3
37	Christophe D'ANSEMBOUR	BEL		Williams F	14:56:46	9	234,3
37	Christophe D'ANSEMBOUR	BEL		Williams F	14:58:31	10	234,3
21	Katsuaki KUBOTA	JAP		Lotus 91/7	14:53:26	7	233,8
6	Nick PADMORE	GBR		Lotus 77	14:56:38	9	233,8



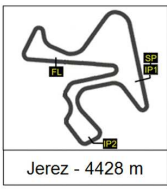


d30

MASTERS HISTORIC FORMULA ONE Race 2 TOP FIVE MAXIMUM SPEEDS

Piloto	Nat	Equipo	Top Five Vmax				
12 Steve BROOKS	GBR		240,0	238,9	237,4	237,4	237,4
37 Christophe D'ANSEMOU	BEL		238,9	236,8	236,8	236,3	235,3
21 Katsuaki KUBOTA	JAP		238,4	236,8	236,3	236,3	236,3
78 Warren BRIGGS	NZL		236,8	229,3	228,3		
34 Miles GRIFFITHS	GBR		236,3	234,8	234,3	233,8	233,8
6 Nick PADMORE	GBR		235,3	235,3	234,8	234,3	233,8
7 Mike CANTILLON	IRL		235,3	232,8	230,8	229,8	229,8
99 Jamie CONSTABLE	GBR		234,3	232,8	232,8	232,3	231,3
2 Lukas HALUSA	AUT		232,8	232,3	232,3	231,8	231,8
18 Marc DEVIS	BEL		230,8	230,3	229,3	228,8	227,8
38 Patrick D'AUBREBY	FRA		230,3	229,8	228,8	228,3	
76 Max SMITH-HILLIARD	GBR		228,3	227,8	226,9	226,9	226,4
22 Paul TATTERSALL	GBR		225,9	225,0	224,5	223,1	222,7
9 Robert BLAIN	USA		223,1	222,7	222,2	221,8	219,1
15 Michel BAUDOIN	FRA		222,7	222,7	221,8	221,3	219,1
74 Steve FARTHING	GBR		220,9	220,9			
11 Marco WERNER	GER						





d31

MASTERS HISTORIC FORMULA ONE

Race 2

PLANNING

Vta	1	2	3	4	5	6	7	8	9	10	11	12	13	14	15	16	17	18	19	20	21	22	23	24	25	26	27	28	29	30	31	32		
0	37	6	99	11	7	21	34	2	12	78	76	22	74	38	18	15	9																	
1	37	6	99	11	7	34	21	78	12	2	76	22	74	18	38	15	9																	
2	37	6	99	11	34	21	78	12	2	7	76	22	18	9	15	38																		
3	6	99	11	37	34	21	12	2	7	76	22	18	9	15	38 ¹																			
4	6	99	37	11	34	21	12	7	2	76	22	18	9	15																				
5	99	6	11	34	37	21	12	7	2	76	18	22	9	15 ¹																				
6	99	6	11	34	37	21	7	12	2	76	18	22	9	15 ¹																				
7	99	6	11	34	37	21	7	12	2	76	18	22	9	15 ¹																				
8	99	6	11	34	37	7	21	12	2	76	18	22	9 ¹	15 ¹																				
9	99	6	11	34	37	7	21	12	2	76	18	22	9 ¹	15 ¹																				
10	99	6	11	34	37	7	21	12	2	76	18	22	9 ¹	15 ¹																				
11	99	11	34	37	21	12	2	76	18	22	15 ²	7 ²																						
12	99	11	34	37	21	12	2	76	18	22																								
13	11	99	34	21	12	2	37	76	18	22																								

