

d1

MASTERS HISTORIC FORMULA ONE Qualifying Practice PROVISIONAL PRACTICE RESULTS

CONDICIONES ATMOSFERICAS: **Soleado**

ESTADO DE LA PISTA: **Seca**

Ord.	#	Piloto	Licencia	Club	Marca	NV	VR	Tiempo	Gap	Intv	VMax
1	7	h	Mike CANTILLON	IRL	Williams FW	8	8	1:38.341	----	----	234,3
2	11	h	Marco WERNER	GER	Lotus 81	11	7	1:39.348	1.007	1.007	232,1
3	6	f	Nick PADMORE	GBR	Lotus 77	7	5	1:39.951	1.610	0.603	236,4
4	99	h	Jamie CONSTABLE	GBR	Tyrrell 011	13	12	1:39.987	1.647	0.037	236,2
5	37	h	Christophe D'ANSEMBOUR	BEL	Williams FW	10	8	1:40.767	2.426	0.779	240,6
6	34	f	Miles GRIFFITHS	GBR	FILtipaldi F5	7	4	1:41.317	2.976	0.550	235,4
7	12	h	Steve BROOKS	GBR	Lotus 91	12	12	1:41.330	2.989	0.013	240,4
8	2	f	Lukas HALUSA	AUT	McLaren M2	7	7	1:41.808	3.467	0.478	233,2
9	78	h	Warren BRIGGS	NZL	McLaren M2	10	10	1:42.104	3.763	0.296	231,9
10	18	f	Marc DEVIS	BEL	Surtees TS1	8	8	1:43.311	4.970	1.207	234,5
11	16	l	Mark HAZELL	GBR	Williams FW	9	9	1:43.458	5.117	0.147	231,5
12	38	f	Patrick D'AUBREBY	FRA	March 761	9	8	1:44.415	6.074	0.957	237,5
13	76	f	Max SMITH-HILLIARD	GBR	Shadow DN5	4	4	1:44.755	6.414	0.340	0,0
14	22	h	Paul TATTERSALL	GBR	Ensign N179	12	12	1:46.883	8.542	2.128	227,6
15	74		Steve FARTHING	GBR	Lola T332	11	11	1:48.258	9.917	1.375	223,7
16	9	f	Robert BLAIN	USA	March 761	6	5	1:52.650	14.309	4.392	225,5
17	15	f	Michel BAUDOIN	FRA	Hesketh 308	11	7	1:56.957	18.617	4.308	223,7
18	21	h	Katsuaki KUBOTA	JAP	Lotus 91/7	10	1	1:57.993	19.652	1.035	238,1

Circuito de Jerez, 23 DE OCTUBRE DE 2021

STEWARDS	RACE DIRECTOR	TIMEKEEPER
Hora:	Hora:	RESULTADOS PUBLICADOS A LAS 11:13 HORAS

LiveTiming: live.crono-jerez.com

Pág 1 de 1





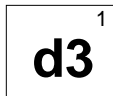
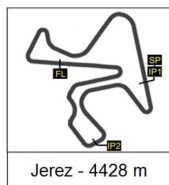
d2

MASTERS HISTORIC FORMULA ONE Qualifying Practice LAP BY LAP

Vuelta	2	6	7	9	11	12	15	16	18	21	22	34
1	2:08.802	2:03.087	2:00.226	2:15.475	2:06.307	2:16.821	2:37.803	1:57.947	2:17.988	1:57.993*	2:08.530	2:01.615
2	1:44.265	1:49.365	1:45.606	1:56.116	1:50.350	1:45.255	2:01.217	1:56.230	1:51.327		1:53.065	1:43.609
3	1:43.845	1:40.436	1:41.027	1:53.653	1:43.868	1:44.365	1:57.802	1:45.820	1:46.401		1:51.715	1:42.584
4	PIT EXIT	1:43.540	1:39.466	1:54.215	PIT EXIT	PIT EXIT	1:58.449	1:45.774	1:57.033		1:48.044	1:41.317*
5	1:53.221	1:39.951*		1:52.650*	1:50.406	2:02.448	PIT EXIT	PIT EXIT	1:46.144		1:48.555	1:42.763
6		PIT EXIT	PIT EXIT	PIT EXIT	1:40.070	1:44.967	2:05.679	PIT EXIT	PIT EXIT		1:47.224	1:49.636
7	1:41.808*	1:55.246	2:03.203		1:39.348*	1:41.771	1:56.957*	2:02.102	1:55.791		1:49.300	PIT EXIT
8			1:38.341*		1:40.978	1:46.169	1:57.945	1:44.534	1:43.311*		1:46.897	
9					1:39.507	1:43.258	2:12.658	1:43.458*		PIT EXIT	1:47.142	
10					PIT EXIT	1:45.279	2:05.980			2:18.187	1:47.451	
11					1:45.019	1:42.578	1:57.651				1:47.345	
12						1:41.330*					1:46.883*	

Vuelta	37	38	74	76	78	99						
1	2:00.576	2:12.350	2:18.837	2:08.181	2:03.535	2:09.095						
2		1:53.410	1:54.165	1:47.278	1:46.176							
3	1:53.593	1:49.589	1:51.915	1:46.239	1:43.845	1:42.014						
4		1:49.297	1:51.684	1:44.755*	PIT EXIT	1:53.322						
5		1:46.327	1:51.054		1:52.561							
6	1:41.876	PIT EXIT	PIT EXIT		1:43.233							
7	1:43.429	1:52.273	2:00.971		1:43.271	1:41.213						
8	1:40.767*	1:44.415*	1:48.606		1:48.654	PIT EXIT						
9	PIT EXIT	1:44.724	2:05.581		1:42.755	1:57.013						
10	2:04.911				1:42.104*	1:41.424						
11			1:48.258*			1:40.864						
12						1:39.987*						
13						1:40.068						

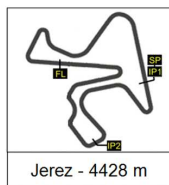




MASTERS HISTORIC FORMULA ONE Qualifying Practice ANALYSIS

Número	2		6		7		9		11		12		15			
	Vta	Sector	Vuelta	Sector	Vuelta	Sector	Vuelta	Sector	Vuelta	Sector	Vuelta	Sector	Vuelta			
1	IP1	53.350	53.350	49.923	49.923	49.759	49.759	56.491	56.491	49.593	49.593	1:04.64	1:04.645	58.193	58.193	
	IP2	33.214	1:26.564	33.831	1:23.754	31.847	1:21.606	37.010	1:33.501	34.485	1:24.078	35.155	1:39.800	41.688	1:39.881	
	FL	42.238	2:08.802	39.333	2:03.087	38.620	2:00.226	41.974	2:15.475	42.229	2:06.307	37.021	2:16.821	57.923	2:37.803	
2	IP1	40.296	40.296	40.585	40.585	39.648	39.648	44.904	44.904	42.590	42.590	40.283	40.283	47.147	47.147	
	IP2	29.381	1:09.677	29.303	1:09.888	29.798	1:09.446	32.579	1:17.483	31.662	1:14.252	29.188	1:09.471	34.241	1:21.388	
	FL	34.588	1:44.265	39.477	1:49.365	36.160	1:45.606	38.633	1:56.116	36.098	1:50.350	35.784	1:45.255	39.829	2:01.217	
3	IP1	39.821	39.821	38.118	38.118	38.968	38.968	42.952	42.952	39.857	39.857	39.325	39.325	44.614	44.614	
	IP2	29.156	1:08.977	28.320	1:06.438	28.295	1:07.263	31.853	1:14.805	28.918	1:08.775	29.322	1:08.647	33.284	1:17.898	
	FL	34.868	1:43.845	33.998	1:40.436	33.764	1:41.027	38.848	1:53.653	35.093	1:43.868	35.718	1:44.365	39.904	1:57.802	
4	IP1	39.561	39.561	38.024	38.024	37.567	37.567	43.220	43.220	39.132	39.132	39.884	39.884	45.578	45.578	
	IP2	31.368	1:10.929	28.897	1:06.921	27.856	1:05.423	32.284	1:15.504	28.623	1:07.755	30.291	1:10.175	33.823	1:19.401	
	FL	4:05.96	PIT EXIT	36.619	1:43.540	34.043	1:39.466	38.711	1:54.215	2:33.83	PIT EXIT	5:05.71	PIT EXIT	39.048	1:58.449	
5	IP1	47.287	47.287	38.157	38.157	38.551	38.551	42.816	42.816	45.387	45.387	49.912	49.912	50.592	50.592	
	IP2	30.172	1:17.459	28.014	1:06.171	37.899	1:16.450	31.721	1:14.537	29.577	1:14.964	35.370	1:25.282	35.092	1:25.684	
	FL	35.762	1:53.221	33.780	1:39.951	1:32.70		38.113	1:52.650	35.442	1:50.406	37.166	2:02.448	2:39.94	PIT EXIT	
6	IP1	39.452	39.452	39.648	39.648		29.661	29.661	42.914	42.914	38.559	38.559	39.141	39.141	51.121	51.121
	IP2	28.675	1:08.127	30.770	1:10.418		5:38.28	PIT EXIT	32.127	1:15.041	28.079	1:06.638	30.186	1:09.327	33.199	1:24.320
	FL	1:12.85		3:11.38	PIT EXIT				2:18.04	PIT EXIT	33.432	1:40.070	35.640	1:44.967	41.359	2:05.679
7	IP1			45.758	45.758	55.583	55.583	51.972	51.972			38.714	38.714	44.729	44.729	
	IP2	28.773	28.773	34.324	1:20.082	30.083	1:25.666	33.841	1:25.813	1:05.96	1:05.963	28.363	1:07.077	33.290	1:18.019	
	FL	34.470	1:41.808	35.164	1:55.246	37.537	2:03.203			33.385	1:39.348	34.694	1:41.771	38.939	1:56.957	
8	IP1	38.504	38.504	37.928	37.928	37.534	37.534					38.689	38.689	45.253	45.253	
	IP2	28.765	1:07.269	27.835	1:05.763	27.377	1:04.911			1:06.80	1:06.808	29.202	1:07.891	33.650	1:18.903	
	FL	1:12.58		1:11.41		33.430	1:38.341			34.170	1:40.978	38.278	1:46.169	39.042	1:57.945	
9	IP1			43.684	43.684					38.085	38.085	38.320	38.320	51.734	51.734	
	IP2	28.579	28.579	27.832	27.832	32.212	1:15.896			27.908	1:05.993	28.446	1:06.766	37.744	1:29.478	
	FL	1:20.32		1:15.84						33.514	1:39.507	36.492	1:43.258	43.180	2:12.658	
10	IP1									39.455	39.455	39.756	39.756	48.107	48.107	
	IP2	37.791	37.791	32.881	32.881					28.671	1:08.126	30.191	1:09.947	35.939	1:24.046	
	FL									2:13.12	PIT EXIT	35.332	1:45.279	41.934	2:05.980	
11	IP1											39.040	39.040	44.287	44.287	
	IP2									1:11.24	1:11.249	28.520	1:07.560	34.018	1:18.305	
	FL									33.770	1:45.019	35.018	1:42.578	39.346	1:57.651	
12	IP1									43.402	43.402	38.561	38.561			
	IP2									30.156	1:13.558	28.176	1:06.737			
	FL											34.593	1:41.330			
13	IP1															
	IP2															
	FL															





MASTERS HISTORIC FORMULA ONE Qualifying Practice ANALYSIS

Número	16		18		21		22		34		37		38		
	Vta	Sector	Vuelta	Sector	Vuelta	Sector	Vuelta	Sector	Vuelta	Sector	Vuelta	Sector	Vuelta		
1	IP1			1:01.33	1:01.330	51.486	51.486	54.404	54.404	50.034	50.034	50.955	50.955	57.833	57.833
	IP2			36.795	1:38.125	30.480	1:21.966	34.166	1:28.570	32.612	1:22.646	31.698	1:22.653	34.635	1:32.468
	FL	1:57.94	1:57.947	39.863	2:17.988	36.027	1:57.993	39.960	2:08.530	38.969	2:01.615	37.923	2:00.576	39.882	2:12.350
2	IP1			42.877	42.877	38.914	38.914	44.713	44.713	39.860	39.860	39.604	39.604	43.257	43.257
	IP2			31.076	1:13.953	28.295	1:07.209	31.343	1:16.056	29.266	1:09.129	28.949	1:08.553	32.092	1:15.349
	FL	1:56.23	1:56.230	37.374	1:51.327	1:12.52		37.009	1:53.065	34.483	1:43.609	1:14.16		38.061	1:53.410
3	IP1	40.209	40.209	41.048	41.048			42.367	42.367	39.091	39.091			42.302	42.302
	IP2	30.063	1:10.272	29.901	1:10.949	28.772	28.772	31.769	1:14.136	29.122	1:08.213	35.748	35.748	31.137	1:13.439
	FL	35.548	1:45.820	35.452	1:46.401	1:13.96		37.579	1:51.715	34.371	1:42.584	39.210	1:53.593	36.150	1:49.589
4	IP1	40.394	40.394	44.814	44.814			41.319	41.319	38.714	38.714	38.766	38.766	40.695	40.695
	IP2	29.511	1:09.905	32.541	1:17.355	28.701	28.701	30.425	1:11.744	28.581	1:07.295	28.260	1:07.026	31.638	1:12.333
	FL	35.869	1:45.774	39.678	1:57.033	1:14.13		36.300	1:48.044	34.022	1:41.317	1:12.82		36.964	1:49.297
5	IP1	42.829	42.829	40.947	40.947			41.133	41.133	38.645	38.645			40.302	40.302
	IP2	31.358	1:14.187	29.812	1:10.759	30.423	30.423	30.701	1:11.834	28.807	1:07.452	28.468	28.468	30.271	1:10.573
	FL	4:45.36	PIT EXIT	35.386	1:46.144	1:13.51		36.721	1:48.555	35.311	1:42.763	1:19.38		35.754	1:46.327
6	IP1	1:19.28	1:19.287	44.446	44.446			40.604	40.604	41.359	41.359			41.006	41.006
	IP2	50.237	2:09.524	35.598	1:20.044	28.405	28.405	30.532	1:11.136	29.132	1:10.491	29.091	29.091	31.497	1:12.503
	FL	4:55.09	PIT EXIT	9:05.73	PIT EXIT	1:12.72		36.088	1:47.224	39.146	1:49.636	34.597	1:41.876	4:33.20	PIT EXIT
7	IP1	50.436	50.436	48.926	48.926			41.535	41.535	38.852	38.852	38.338	38.338	46.810	46.810
	IP2	32.565	1:23.001	30.205	1:19.131	27.970	27.970	30.635	1:12.170	28.514	1:07.366	29.589	1:07.927	30.038	1:16.848
	FL	39.101	2:02.102	36.660	1:55.791	1:13.43		37.130	1:49.300	3:36.82	PIT EXIT	35.502	1:43.429	35.425	1:52.273
8	IP1	40.402	40.402	39.681	39.681			40.923	40.923	48.374	48.374	38.217	38.217	39.490	39.490
	IP2	29.076	1:09.478	28.943	1:08.624	28.431	28.431	30.030	1:10.953	29.457	1:17.831	28.415	1:06.632	29.806	1:09.296
	FL	35.056	1:44.534	34.687	1:43.311	1:19.01		35.944	1:46.897	1:18.72		34.135	1:40.767	35.119	1:44.415
9	IP1	39.416	39.416	48.987	48.987			40.670	40.670			40.043	40.043	39.580	39.580
	IP2	28.839	1:08.255	37.411	1:26.398	32.549	32.549	29.823	1:10.493	28.282	28.282	30.172	1:10.215	29.889	1:09.469
	FL	35.203	1:43.458	-----	-----	4:18.22	PIT EXIT	36.650	1:47.142	1:16.71		4:30.75	PIT EXIT	35.255	1:44.724
10	IP1					1:08.29	1:08.296	40.576	40.576			49.220	49.220		
	IP2					32.234	1:40.530	30.157	1:10.733	31.362	31.362	32.974	1:22.194		
	FL	-----	-----			37.657	2:18.187	36.719	1:47.451	-----	-----	42.717	2:04.911	-----	-----
11	IP1					39.116	39.116	40.487	40.487			37.864	37.864		
	IP2					28.696	1:07.812	30.254	1:10.741			28.287	1:06.151		
	FL					1:12.39		36.604	1:47.345			1:12.72			
12	IP1							40.864	40.864						
	IP2					28.930	28.930	29.906	1:10.770			28.316	28.316		
	FL					-----	-----	36.113	1:46.883			-----	-----		
13	IP1														
	IP2														
	FL														






23 - 24 octubre 2021

3
d3

MASTERS HISTORIC FORMULA ONE Qualifying Practice ANALYSIS

Número	74		76		78		99		0		0		0	
	Vta	Sector	Vuelta	Sector	Vuelta	Sector	Vuelta	Sector	Vuelta	Sector	Vuelta	Sector	Vuelta	
1	IP1	57.217	57.217			52.765	52.765	57.375	57.375					
	IP2	40.927	1:38.144			32.691	1:25.456	34.116	1:31.491					
	FL	40.693	2:18.837	2:08.18	2:08.181	38.079	2:03.535	37.604	2:09.095					
2	IP1	43.640	43.640			41.219	41.219	40.506	40.506					
	IP2	32.567	1:16.207			30.125	1:11.344	29.051	1:09.557					
	FL	37.958	1:54.165	1:47.27	1:47.278	34.832	1:46.176	1:16.47						
3	IP1	42.638	42.638			39.506	39.506							
	IP2	32.304	1:14.942			29.320	1:08.826	28.590	28.590					
	FL	36.973	1:51.915	1:46.23	1:46.239	35.020	1:43.845	34.318	1:42.014					
4	IP1	43.518	43.518			43.323	43.323	42.508	42.508					
	IP2	31.681	1:15.199			32.194	1:15.517	32.662	1:15.170					
	FL	36.485	1:51.684	1:44.75	1:44.755	2:08.16	PIT EXIT	38.152	1:53.322					
5	IP1	42.632	42.632			46.279	46.279	38.968	38.968					
	IP2	31.566	1:14.198			29.569	1:15.848	28.211	1:07.179					
	FL	36.856	1:51.054		-----	36.713	1:52.561	1:12.12						
6	IP1	44.163	44.163			39.258	39.258							
	IP2	32.779	1:16.942			29.319	1:08.577	28.526	28.526					
	FL	1:50.83	PIT EXIT			34.657	1:43.233	1:12.90						
7	IP1	49.792	49.792			39.201	39.201							
	IP2	34.293	1:24.085			29.121	1:08.322	28.239	28.239					
	FL	36.886	2:00.971			34.949	1:43.271	34.076	1:41.213					
8	IP1	41.673	41.673			41.307	41.307	40.600	40.600					
	IP2	30.989	1:12.662			29.907	1:11.214	32.422	1:13.022					
	FL	35.945	1:48.606			37.440	1:48.654	3:08.23	PIT EXIT					
9	IP1	42.180	42.180			39.421	39.421	44.905	44.905					
	IP2	38.817	1:20.997			29.140	1:08.561	31.966	1:16.871					
	FL	44.585	2:05.581			34.194	1:42.755	40.142	1:57.013					
10	IP1	43.303	43.303			38.946	38.946	38.802	38.802					
	IP2	32.806	1:16.109			28.851	1:07.797	28.470	1:07.272					
	FL	1:19.96				34.307	1:42.104	34.152	1:41.424					
11	IP1					45.410	45.410	38.107	38.107					
	IP2	30.690	30.690			32.117	1:17.527	28.375	1:06.482					
	FL	36.002	1:48.258				-----	34.382	1:40.864					
12	IP1	42.447	42.447					38.087	38.087					
	IP2	31.150	1:13.597					28.098	1:06.185					
	FL	1:27.72						33.803	1:39.987					
13	IP1							37.814	37.814					
	IP2	37.510	37.510					28.457	1:06.271					
	FL		-----					33.797	1:40.068					



d4

MASTERS HISTORIC FORMULA ONE Qualifying Practice 40 BEST LAPS

Dorsal	Piloto	Nat	Equipo	Maq.	Hora	Vuelta	Tiempo
7	Mike CANTILLON	IRL		Williams F	11:04:54	8	1:38.341
11	Marco WERNER	GER		Lotus 81	11:00:17	7	1:39.348
7	Mike CANTILLON	IRL		Williams F	10:52:15	4	1:39.466
11	Marco WERNER	GER		Lotus 81	11:03:37	9	1:39.507
6	Nick PADMORE	GBR		Lotus 77	10:59:23	5	1:39.951
99	Jamie CONSTABLE	GBR		Tyrrell 011	11:09:18	12	1:39.987
99	Jamie CONSTABLE	GBR		Tyrrell 011	11:10:58	13	1:40.068
11	Marco WERNER	GER		Lotus 81	10:58:37	6	1:40.070
6	Nick PADMORE	GBR		Lotus 77	10:55:59	3	1:40.436
37	Christophe D'ANSEMBOUR	BEL		Williams F	10:59:21	8	1:40.767
99	Jamie CONSTABLE	GBR		Tyrrell 011	11:07:38	11	1:40.864
11	Marco WERNER	GER		Lotus 81	11:01:58	8	1:40.978
7	Mike CANTILLON	IRL		Williams F	10:50:36	3	1:41.027
99	Jamie CONSTABLE	GBR		Tyrrell 011	10:57:57	7	1:41.213
34	Miles GRIFFITHS	GBR		FILtipaldi F5	10:52:21	4	1:41.317
12	Steve BROOKS	GBR		Lotus 91	11:11:24	12	1:41.330
99	Jamie CONSTABLE	GBR		Tyrrell 011	11:05:57	10	1:41.424
12	Steve BROOKS	GBR		Lotus 91	11:02:45	7	1:41.771
2	Lukas HALUSA	AUT		McLaren M2	11:01:26	7	1:41.808
37	Christophe D'ANSEMBOUR	BEL		Williams F	10:55:57	6	1:41.876
99	Jamie CONSTABLE	GBR		Tyrrell 011	10:51:01	3	1:42.014
78	Warren BRIGGS	NZL		McLaren M2	11:04:46	10	1:42.104
12	Steve BROOKS	GBR		Lotus 91	11:09:43	11	1:42.578
34	Miles GRIFFITHS	GBR		FILtipaldi F5	10:50:40	3	1:42.584
78	Warren BRIGGS	NZL		McLaren M2	11:03:04	9	1:42.755
34	Miles GRIFFITHS	GBR		FILtipaldi F5	10:54:04	5	1:42.763
78	Warren BRIGGS	NZL		McLaren M2	10:57:50	6	1:43.233
12	Steve BROOKS	GBR		Lotus 91	11:06:15	9	1:43.258
78	Warren BRIGGS	NZL		McLaren M2	10:59:33	7	1:43.271
18	Marc DEVIS	BEL		Surtees TS1	11:09:03	8	1:43.311
37	Christophe D'ANSEMBOUR	BEL		Williams F	10:57:40	7	1:43.429
16	Mark HAZELL	GBR		Williams F	11:11:10	9	1:43.458
6	Nick PADMORE	GBR		Lotus 77	10:57:43	4	1:43.540
34	Miles GRIFFITHS	GBR		FILtipaldi F5	10:48:57	2	1:43.609
2	Lukas HALUSA	AUT		McLaren M2	10:50:52	3	1:43.845
78	Warren BRIGGS	NZL		McLaren M2	10:50:50	3	1:43.845
11	Marco WERNER	GER		Lotus 81	10:51:25	3	1:43.868
2	Lukas HALUSA	AUT		McLaren M2	10:49:08	2	1:44.265
12	Steve BROOKS	GBR		Lotus 91	10:50:60	3	1:44.365
38	Patrick D'AUBREBY	FRA		March 761	11:08:53	8	1:44.415






d5

MASTERS HISTORIC FORMULA ONE

Qualifying Practice

TOP FIVE LAPS

Piloto	Nat	Equipo	Top Five Laps					
7	Mike	CANTILLON	IRL	1:38.341	1:39.466	1:41.027	1:45.606	2:00.226
11	Marco	WERNER	GER	1:39.348	1:39.507	1:40.070	1:40.978	1:43.868
6	Nick	PADMORE	GBR	1:39.951	1:40.436	1:43.540	1:49.365	1:55.246
99	Jamie	CONSTABLE	GBR	1:39.987	1:40.068	1:40.864	1:41.213	1:41.424
37	Christophe	D'ANSEMBOU	BEL	1:40.767	1:41.876	1:43.429	1:53.593	2:00.576
34	Miles	GRIFFITHS	GBR	1:41.317	1:42.584	1:42.763	1:43.609	1:49.636
12	Steve	BROOKS	GBR	1:41.330	1:41.771	1:42.578	1:43.258	1:44.365
2	Lukas	HALUSA	AUT	1:41.808	1:43.845	1:44.265	1:53.221	2:08.802
78	Warren	BRIGGS	NZL	1:42.104	1:42.755	1:43.233	1:43.271	1:43.845
18	Marc	DEVIS	BEL	1:43.311	1:46.144	1:46.401	1:51.327	1:55.791
16	Mark	HAZELL	GBR	1:43.458	1:44.534	1:45.774	1:45.820	1:56.230
38	Patrick	D'AUBREBY	FRA	1:44.415	1:44.724	1:46.327	1:49.297	1:49.589
76	Max	SMITH-HILLIARD	GBR	1:44.755	1:46.239	1:47.278	2:08.181	PIT EXIT
22	Paul	TATTERSALL	GBR	1:46.883	1:46.897	1:47.142	1:47.224	1:47.345
74	Steve	FARTHING	GBR	1:48.258	1:48.606	1:51.054	1:51.684	1:51.915
9	Robert	BLAIN	USA	1:52.650	1:53.653	1:54.215	1:56.116	2:15.475
15	Michel	BAUDOIN	FRA	1:56.957	1:57.651	1:57.802	1:57.945	1:58.449
21	Katsuaki	KUBOTA	JAP	1:57.993	2:18.187	PIT EXIT	PIT EXIT	



d6

MASTERS HISTORIC FORMULA ONE

Qualifying Practice

40 BEST MAXIMUM SPEEDS

Dorsal	Piloto	Nat	Equipo	Maq.	Hora	Vuelta	Vmax
37	Christophe D'ANSEMBOUR	BEL		Williams F	10:56:35	6	240,6
12	Steve BROOKS	GBR		Lotus 91	11:05:010	8	240,4
12	Steve BROOKS	GBR		Lotus 91	11:10:21	11	240,3
12	Steve BROOKS	GBR		Lotus 91	11:08:39	10	239,9
37	Christophe D'ANSEMBOUR	BEL		Williams F	10:54:53	5	239,1
37	Christophe D'ANSEMBOUR	BEL		Williams F	10:51:24	3	238,6
12	Steve BROOKS	GBR		Lotus 91	11:01:42	6	238,2
21	Katsuaki KUBOTA	JAP		Lotus 91/7	11:09:11	11	238,1
37	Christophe D'ANSEMBOUR	BEL		Williams F	10:58:19	7	237,5
38	Patrick D'AUBREBY	FRA		March 761	11:07:48	7	237,5
37	Christophe D'ANSEMBOUR	BEL		Williams F	10:49:31	2	237,4
21	Katsuaki KUBOTA	JAP		Lotus 91/7	10:56:13	6	237,2
12	Steve BROOKS	GBR		Lotus 91	10:59:58	5	237,1
37	Christophe D'ANSEMBOUR	BEL		Williams F	11:09:26	11	236,7
37	Christophe D'ANSEMBOUR	BEL		Williams F	11:07:45	10	236,6
21	Katsuaki KUBOTA	JAP		Lotus 91/7	10:49:23	2	236,5
12	Steve BROOKS	GBR		Lotus 91	10:49:55	2	236,5
6	Nick PADMORE	GBR		Lotus 77	10:56:37	3	236,4
12	Steve BROOKS	GBR		Lotus 91	11:03:24	7	236,4
12	Steve BROOKS	GBR		Lotus 91	11:06:54	9	236,2
99	Jamie CONSTABLE	GBR		Tyrrell 011	11:09:55	12	236,2
21	Katsuaki KUBOTA	JAP		Lotus 91/7	10:52:48	4	236,1
6	Nick PADMORE	GBR		Lotus 77	10:58:21	4	235,9
12	Steve BROOKS	GBR		Lotus 91	10:48:11	1	235,6
38	Patrick D'AUBREBY	FRA		March 761	11:09:32	8	235,5
34	Miles GRIFFITHS	GBR		FILtipaldi F5	10:56:33	6	235,4
21	Katsuaki KUBOTA	JAP		Lotus 91/7	10:54:32	5	235,3
12	Steve BROOKS	GBR		Lotus 91	10:51:40	3	235,3
34	Miles GRIFFITHS	GBR		FILtipaldi F5	10:52:60	4	235,3
34	Miles GRIFFITHS	GBR		FILtipaldi F5	10:47:54	1	235,2
99	Jamie CONSTABLE	GBR		Tyrrell 011	11:08:16	11	235,1
21	Katsuaki KUBOTA	JAP		Lotus 91/7	10:47:42	1	235,0
99	Jamie CONSTABLE	GBR		Tyrrell 011	10:55:13	5	234,9
99	Jamie CONSTABLE	GBR		Tyrrell 011	11:06:35	10	234,9
38	Patrick D'AUBREBY	FRA		March 761	10:54:47	2	234,8
18	Marc DEVIS	BEL		Surtees TS1	11:07:59	7	234,5
7	Mike CANTILLON	IRL		Williams F	10:51:14	3	234,3
21	Katsuaki KUBOTA	JAP		Lotus 91/7	10:51:05	3	234,1
34	Miles GRIFFITHS	GBR		FILtipaldi F5	10:51:19	3	234,1
6	Nick PADMORE	GBR		Lotus 77	11:07:57	8	234,0





d7

MASTERS HISTORIC FORMULA ONE Qualifying Practice TOP FIVE MAXIMUM SPEEDS

Piloto	Nat	Equipo	Top Five Vmax				
37 Christophe D'ANSEMOU	BEL		240,6	239,1	238,6	237,5	237,4
12 Steve BROOKS	GBR		240,4	240,3	239,9	238,2	237,1
21 Katsuaki KUBOTA	JAP		238,1	237,2	236,5	236,1	235,3
38 Patrick D'AUBREBY	FRA		237,5	235,5	234,8	233,9	233,8
6 Nick PADMORE	GBR		236,4	235,9	234,0	233,9	233,8
99 Jamie CONSTABLE	GBR		236,2	235,1	234,9	234,9	232,4
34 Miles GRIFFITHS	GBR		235,4	235,3	235,2	234,1	233,5
18 Marc DEVIS	BEL		234,5	230,5	229,3	227,1	226,3
7 Mike CANTILLON	IRL		234,3	233,4	231,5	231,4	225,0
2 Lukas HALUSA	AUT		233,2	232,6	231,2	231,0	230,9
11 Marco WERNER	GER		232,1	231,3	220,5	206,3	0,0
78 Warren BRIGGS	NZL		231,9	231,7	231,1	230,9	230,8
16 Mark HAZELL	GBR		231,5	229,5	229,4	227,3	219,7
22 Paul TATTERSALL	GBR		227,6	227,2	226,4	226,3	226,1
9 Robert BLAIN	USA		225,5	221,7	221,2	221,2	219,6
74 Steve FARTHING	GBR		223,7	223,6	223,5	223,1	223,1
15 Michel BAUDOIN	FRA		223,7	222,2	221,2	219,5	219,2





MASTERS HISTORIC FORMULA ONE

Race

STARTING GRID



		2	
1	11	Marco WERNER	1:39.348
		4	
2	99	Jamie CONSTABLE	1:39.988
		6	
3	34	Miles GRIFFITHS	1:41.317
		8	
4	2	Lukas HALUSA	1:41.808
		10	
5	18	Marc DEVIS	1:43.311
		12	
6	38	Patrick D'AUBREBY	1:44.415
		14	
7	22	Paul TATTERSALL	1:46.883
		16	
8	9	Robert BLAIN	1:52.650
		18	
9	21	Katsuaki KUBOTA	1:57.993

		1	
7	Mike CANTILLON		1:38.341
		3	
6	Nick PADMORE		1:39.951
		5	
37	Christophe D'ANSEMBOURG		1:40.767
		7	
12	Steve BROOKS		1:41.330
		9	
78	Warren BRIGGS		1:42.104
		11	
16	Mark HAZELL		1:43.458
		13	
76	Max SMITH-HILLIARD		1:44.755
		15	
74	Steve FARTHING		1:48.258
		17	
15	Michel BAUDOIN		1:56.958

STEWARDS

RACE DIRECTOR

TIMEKEEPER

