



e9

FORMULA JUNIOR Race 1 CLASSIFICATION

CONDICIONES ATMOSFERICAS: **Soleado**ESTADO DE LA PISTA: **Seca**

Ord. #	Piloto	Club	Marca	Neum NV	Tiempo	Dif	VR	Vta Ráp.
1	88 e1	Alex AMES	Brabham	12	25:01.681	----	10	2:03.978
2	158 e1	Patrick D'AUBREBY	Lotus	12	25:07.874	6.193	8	2:04.144
3	187 e1	Stéphane REY	Lola	12	25:15.351	13.670	9	2:04.141
4	99 e1	Mark SHAW	Brabham	12	25:18.120	16.439	8	2:04.178
5	80 e1	Lee MOWLE	Lotus	12	25:30.251	28.570	10	2:04.632
6	27 e1	Richard WILSON	Lotus	12	25:33.420	31.739	12	2:05.471
7	58 e1	Richard SMEETON	Wainer	12	25:36.218	34.537	9	2:06.454
8	73 e1	Peter ANSTISS	Lotus	12	27:12.772	2:11.091	2	2:12.398
9	87 d2	Pierre GUICHARD	Lynx	11	25:02.833	1 Vuelta	7	2:14.770
10	97 d2	Hans CIERS	Lotus	11	27:05.025	1 Vuelta	8	2:24.488
11	74 a	Malcolm WISHART	Faranda	11	27:24.632	1 Vuelta	9	2:26.636
12	7 b2	Duncan RABAGLIATI	Alexis	11	27:28.024	1 Vuelta	10	2:27.056
13	3 e1	James HAGAN	Lynx	7	25:43.950	5 Vuelta	7	2:08.833
14	50 e1	Philipp BUHOFER	Lotus	6	12:50.919	6 Vuelta	2	2:05.373
15	61 e1	Andrew BEAUMONT	Lotus	5	10:51.419	7 Vuelta	3	2:07.529

Vuelta rápida realizada por el piloto Nº 88.- Alex AMES en un tiempo de 2:03.978 en la vuelta 10ª.

 Provisional

 Definitiva

Circuito de Jerez, 23 DE OCTUBRE DE 2021

STEWARDS	RACE DIRECTOR	TIMEKEEPER
Hora:	Hora:	RESULTADOS PUBLICADOS A LAS 17:00 HORAS

LiveTiming: live.crono-jerez.com

Pág 1 de 1





e10

FORMULA JUNIOR Race 1 - A Class CLASSIFICATION

CONDICIONES ATMOSFERICAS: **Soleado**

ESTADO DE LA PISTA: **Seca**

Ord. #	Piloto	Club	Marca	Neum NV	Tiempo	Dif	VR	Vta Ráp.
1	74 a Malcolm WISHART		Faranda	11	27:24.632	---	9	2:26.636

Vuelta rápida realizada por el piloto Nº 88.- Alex AMES en un tiempo de 2:03.978 en la vuelta 10ª.

Provisional

Definitiva

Circuito de Jerez, 23 DE OCTUBRE DE 2021

STEWARDS	RACE DIRECTOR	TIMEKEEPER
Hora:	Hora:	RESULTADOS PUBLICADOS A LAS 17:00 HORAS

LiveTiming: live.crono-jerez.com

Pág 1 de 1





e11

FORMULA JUNIOR Race 1 - B2 Class CLASSIFICATION

CONDICIONES ATMOSFERICAS: **Soleado**

ESTADO DE LA PISTA: **Seca**

Ord. #	Piloto	Club	Marca	Neum NV	Tiempo	Dif	VR	Vta Ráp.
1	7 b2 Duncan RABAGLIATI		Alexis	11	27:28.024	---	10	2:27.056

Vuelta rápida realizada por el piloto Nº 88.- Alex AMES en un tiempo de 2:03.978 en la vuelta 10ª.

Provisional

Definitiva

Circuito de Jerez, 23 DE OCTUBRE DE 2021

STEWARDS	RACE DIRECTOR	TIMEKEEPER
Hora:	Hora:	RESULTADOS PUBLICADOS A LAS 17:00 HORAS

LiveTiming: live.crono-jerez.com

Pág 1 de 1





e13

FORMULA JUNIOR Race 1 - D2 Class CLASSIFICATION

CONDICIONES ATMOSFERICAS: **Soleado**

ESTADO DE LA PISTA: **Seca**

Ord. #	Piloto	Club	Marca	Neum NV	Tiempo	Dif	VR	Vta Ráp.
1	87 d2 Pierre GUICHARD		Lynx	11	25:02.833	---	7	2:14.770
2	97 d2 Hans CIERS		Lotus	11	27:05.025	2:02.192	8	2:24.488

Vuelta rápida realizada por el piloto Nº 88.- Alex AMES en un tiempo de 2:03.978 en la vuelta 10ª.

Provisional

Definitiva

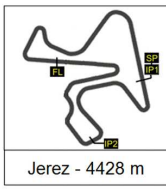
Circuito de Jerez, 23 DE OCTUBRE DE 2021

STEWARDS	RACE DIRECTOR	TIMEKEEPER
Hora:	Hora:	RESULTADOS PUBLICADOS A LAS 17:00 HORAS

LiveTiming: live.crono-jerez.com

Pág 1 de 1





e14

FORMULA JUNIOR Race 1 - E1 Class CLASSIFICATION

CONDICIONES ATMOSFERICAS: **Soleado**

ESTADO DE LA PISTA: **Seca**

Ord. #	Piloto	Club	Marca	Neum NV	Tiempo	Dif	VR	Vta Ráp.
1	88 e1 Alex AMES		Brabham	12	25:01.681	----	10	2:03.978
2	158 e1 Patrick D'AUBREBY		Lotus	12	25:07.874	6.193	8	2:04.144
3	187 e1 Stéphane REY		Lola	12	25:15.351	13.670	9	2:04.141
4	99 e1 Mark SHAW		Brabham	12	25:18.120	16.439	8	2:04.178
5	80 e1 Lee MOWLE		Lotus	12	25:30.251	28.570	10	2:04.632
6	27 e1 Richard WILSON		Lotus	12	25:33.420	31.739	12	2:05.471
7	58 e1 Richard SMEETON		Wainer	12	25:36.218	34.537	9	2:06.454
8	73 e1 Peter ANSTISS		Lotus	12	27:12.772	2:11.091	2	2:12.398
9	3 e1 James HAGAN		Lynx	7	25:43.950	5 Vuelta	7	2:08.833
10	50 e1 Philipp BUHOFER		Lotus	6	12:50.919	6 Vuelta	2	2:05.373
11	61 e1 Andrew BEAUMONT		Lotus	5	10:51.419	7 Vuelta	3	2:07.529

Vuelta rápida realizada por el piloto Nº 88.- Alex AMES en un tiempo de 2:03.978 en la vuelta 10ª.

Provisional

Definitiva


Circuito de Jerez, 23 DE OCTUBRE DE 2021

STEWARDS	RACE DIRECTOR	TIMEKEEPER
Hora:	Hora:	RESULTADOS PUBLICADOS A LAS 17:00 HORAS

LiveTiming: live.crono-jerez.com

Pág 1 de 1





e15

FORMULA JUNIOR Race 1 LAP BY LAP

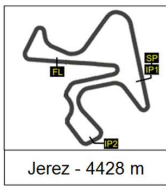
Vuelta	3	7	27	50	58	61	73	74	80	87	88	97
1	2:14.815	2:30.682	2:11.059	2:09.513	2:10.589	2:11.415	2:17.587	2:29.647	2:07.581	2:18.478	2:05.827	2:27.312
2	2:10.839	2:30.836	2:07.208	2:05.373*	2:07.062	2:08.285	2:12.398*	2:29.922	2:06.043	2:15.794	2:05.243	2:27.292
3	PIT EXIT	2:30.032	2:07.415	2:05.705	2:08.110	2:07.529*	2:15.714	2:27.979	2:05.722	2:17.536	2:04.591	2:28.789
4	2:25.485	2:27.938	2:06.832	2:06.676	2:08.122	2:08.270	2:15.550	2:29.154	2:04.911	2:16.566	2:04.468	2:24.940
5	2:12.102	2:29.285	2:06.667	2:09.877	2:07.125	2:09.052	2:15.797	2:29.248	2:05.256	2:16.003	2:04.612	2:25.768
6	2:09.765	2:31.092	2:06.606	2:08.417	2:06.552		2:16.452	2:31.708	2:04.966	2:16.704	2:05.661	2:32.101
7	2:08.833*	2:28.309	2:07.584		2:08.568		2:15.740	2:28.248	2:05.612	2:14.770*	2:04.754	2:25.790
8		2:27.857	2:08.551		2:07.145		2:14.892	2:27.435	2:05.429	2:15.003	2:04.390	2:24.488*
9		2:28.252	2:06.320		2:06.454*		2:15.785	2:26.636*	2:05.763	2:14.923	2:04.421	2:26.389
10		2:27.056*	2:06.531		2:06.928		2:16.256	2:27.464	2:04.632*	2:15.000	2:03.978*	2:25.422
11		2:27.926	2:06.589		2:06.548		2:13.278	2:27.387	2:18.990	2:15.261	2:04.556	2:28.431
12			2:05.471*		2:06.543		2:15.254		2:09.870		2:04.049	

Vuelta	99	158	187									
1	2:09.511	2:07.731	2:09.976									
2	2:05.451	2:05.451	2:05.689									
3	2:05.670	2:04.940	2:05.485									
4	2:06.056	2:04.915	2:05.974									
5	2:05.899	2:04.939	2:06.176									
6	2:04.820	2:04.583	2:04.711									
7	2:05.848	2:06.084	2:05.863									
8	2:04.178*	2:04.144*	2:04.569									
9	2:04.382	2:04.250	2:04.141*									
10	2:04.385	2:04.982	2:04.486									
11	2:10.153	2:05.203	2:05.217									
12	2:05.842	2:05.447	2:07.072									

LiveTiming: live.crono-jerez.com

Pág 1 de 1



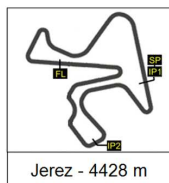


23 - 24 octubre 2021

1
e16

FORMULA JUNIOR Race 1 ANALYSIS

Número	3		7		27		50		58		61		73		
	Vta	Sector	Vuelta	Sector	Vuelta	Sector	Vuelta	Sector	Vuelta	Sector	Vuelta	Sector	Vuelta		
1	IP1	52.757	52.757	58.425	58.425	51.456	51.456	50.427	50.427	51.725	51.725	52.345	52.345	53.858	53.858
	IP2	37.267	1:30.024	41.517	1:39.942	36.190	1:27.646	36.002	1:26.429	36.348	1:28.073	36.200	1:28.545	38.077	1:31.935
	FL	44.791	2:14.815	50.740	2:30.682	43.413	2:11.059	43.084	2:09.513	42.516	2:10.589	42.870	2:11.415	45.652	2:17.587
2	IP1	50.135	50.135	57.457	57.457	48.500	48.500	47.970	47.970	48.481	48.481	48.831	48.831	50.873	50.873
	IP2	36.666	1:26.801	42.320	1:39.777	35.936	1:24.436	35.124	1:23.094	36.049	1:24.530	36.573	1:25.404	37.006	1:27.879
	FL	44.038	2:10.839	51.059	2:30.836	42.772	2:07.408	42.279	2:05.373	42.532	2:07.062	42.881	2:08.285	44.519	2:12.398
3	IP1	49.354	49.354	56.872	56.872	48.007	48.007	47.824	47.824	48.370	48.370	48.409	48.409	51.721	51.721
	IP2	1:14.14	2:03.499	41.483	1:38.355	36.078	1:24.085	35.264	1:23.088	35.948	1:24.318	36.423	1:24.832	38.046	1:29.767
	FL	10:09.3	PIT EXIT	51.677	2:30.032	43.330	2:07.415	42.617	2:05.705	43.792	2:08.110	42.697	2:07.529	45.947	2:15.714
4	IP1	1:03.49	1:03.492	56.141	56.141	48.409	48.409	47.951	47.951	49.099	49.099	48.916	48.916	52.804	52.804
	IP2	36.888	1:40.380	41.423	1:37.564	35.689	1:24.098	35.357	1:23.308	36.387	1:25.486	36.524	1:25.440	37.905	1:30.709
	FL	45.105	2:25.485	50.374	2:27.938	42.734	2:06.832	43.368	2:06.676	42.636	2:08.122	42.830	2:08.270	44.841	2:15.550
5	IP1	52.201	52.201	56.478	56.478	47.969	47.969	51.036	51.036	47.998	47.998	48.719	48.719	52.382	52.382
	IP2	36.070	1:28.271	41.724	1:38.202	35.501	1:23.470	35.224	1:26.260	36.461	1:24.459	35.991	1:24.710	37.940	1:30.322
	FL	43.831	2:12.102	51.083	2:29.285	43.197	2:06.667	43.617	2:09.877	42.666	2:07.125	44.342	2:09.052	45.475	2:15.797
6	IP1	49.443	49.443	57.780	57.780	48.267	48.267	49.335	49.335	48.155	48.155			52.896	52.896
	IP2	36.307	1:25.750	42.343	1:40.123	36.009	1:24.276	35.639	1:24.974	35.884	1:24.039			38.359	1:31.255
	FL	44.015	2:09.765	50.969	2:31.092	42.330	2:06.606	43.443	2:08.417	42.513	2:06.552		-----	45.197	2:16.452
7	IP1	48.696	48.696	56.718	56.718	48.360	48.360			48.842	48.842			52.106	52.106
	IP2	36.197	1:24.893	41.226	1:37.944	35.779	1:24.139			35.919	1:24.761			38.225	1:30.331
	FL	43.940	2:08.833	50.365	2:28.309	43.445	2:07.584		-----	43.807	2:08.568			45.409	2:15.740
8	IP1			56.490	56.490	48.581	48.581			48.347	48.347			51.432	51.432
	IP2			41.339	1:37.829	36.104	1:24.685			36.097	1:24.444			38.035	1:29.467
	FL		-----	50.028	2:27.857	43.866	2:08.551			42.701	2:07.145			45.425	2:14.892
9	IP1			56.747	56.747	48.395	48.395			47.980	47.980			52.663	52.663
	IP2			41.275	1:38.022	35.479	1:23.874			36.028	1:24.008			37.680	1:30.343
	FL			50.230	2:28.252	42.446	2:06.320			42.446	2:06.454			45.442	2:15.785
10	IP1			55.962	55.962	47.886	47.886			48.016	48.016			53.708	53.708
	IP2			40.768	1:36.730	36.042	1:23.928			36.283	1:24.299			37.101	1:30.809
	FL			50.326	2:27.056	42.603	2:06.531			42.629	2:06.928			45.447	2:16.256
11	IP1			56.705	56.705	48.213	48.213			48.030	48.030			51.014	51.014
	IP2			41.279	1:37.984	35.609	1:23.822			36.211	1:24.241			36.992	1:28.006
	FL			49.942	2:27.926	42.767	2:06.589			42.307	2:06.548			45.272	2:13.278
12	IP1					47.845	47.845			48.096	48.096			51.613	51.613
	IP2					35.485	1:23.330			35.998	1:24.094			38.613	1:30.226
	FL				-----	42.141	2:05.471			42.449	2:06.543			45.028	2:15.254



23 - 24 octubre 2021

FORMULA JUNIOR Race 1 ANALYSIS

Número	74		80		87		88		97		99		158		
	Vta	Sector	Vuelta	Sector	Vuelta	Sector	Vuelta	Sector	Vuelta	Sector	Vuelta	Sector	Vuelta		
1	IP1	57.998	57.998	50.349	50.349	53.906	53.906	48.537	48.537	56.956	56.956	50.716	50.716	50.120	50.120
	IP2	41.093	1:39.091	35.343	1:25.692	37.820	1:31.726	34.928	1:23.465	40.949	1:37.905	35.585	1:26.301	35.296	1:25.416
	FL	50.556	2:29.647	41.889	2:07.581	46.752	2:18.478	42.362	2:05.827	49.407	2:27.312	43.210	2:09.511	42.315	2:07.731
2	IP1	57.525	57.525	48.404	48.404	52.325	52.325	47.983	47.983	56.615	56.615	48.028	48.028	48.018	48.018
	IP2	41.695	1:39.220	35.343	1:23.747	38.259	1:30.584	35.227	1:23.210	41.701	1:38.316	35.323	1:23.351	35.300	1:23.318
	FL	50.702	2:29.922	42.296	2:06.043	45.210	2:15.794	42.033	2:05.240	48.976	2:27.292	42.100	2:05.451	42.133	2:05.451
3	IP1	56.314	56.314	48.147	48.147	51.797	51.797	47.576	47.576	56.866	56.866	48.208	48.208	47.376	47.376
	IP2	40.943	1:37.257	35.314	1:23.461	39.680	1:31.477	35.156	1:22.732	42.523	1:39.389	35.255	1:23.463	35.184	1:22.560
	FL	50.722	2:27.979	42.261	2:05.722	46.059	2:17.536	41.859	2:04.591	49.400	2:28.789	42.207	2:05.670	42.380	2:04.940
4	IP1	56.453	56.453	47.635	47.635	51.979	51.979	47.505	47.505	55.475	55.475	47.776	47.776	47.292	47.292
	IP2	42.280	1:38.733	35.358	1:22.993	38.843	1:30.822	35.167	1:22.672	41.129	1:36.604	35.428	1:23.204	35.107	1:22.399
	FL	50.421	2:29.154	41.918	2:04.911	45.744	2:16.566	41.796	2:04.468	48.336	2:24.940	42.852	2:06.056	42.516	2:04.915
5	IP1	57.213	57.213	47.727	47.727	52.179	52.179	47.829	47.829	55.998	55.998	48.432	48.432	47.297	47.297
	IP2	41.288	1:38.501	35.328	1:23.055	38.169	1:30.348	35.012	1:22.841	41.397	1:37.395	35.325	1:23.757	35.316	1:22.613
	FL	50.747	2:29.248	42.201	2:05.256	45.655	2:16.003	41.771	2:04.612	48.373	2:25.768	42.142	2:05.899	42.326	2:04.939
6	IP1	59.190	59.190	47.773	47.773	52.946	52.946	47.710	47.710	56.748	56.748	47.749	47.749	47.608	47.608
	IP2	41.173	1:40.363	35.250	1:23.023	38.636	1:31.582	35.206	1:22.916	44.955	1:41.703	35.104	1:22.853	34.948	1:22.556
	FL	51.345	2:31.708	41.943	2:04.966	45.122	2:16.704	42.745	2:05.661	50.398	2:32.101	41.967	2:04.820	42.027	2:04.583
7	IP1	56.188	56.188	48.570	48.570	51.428	51.428	47.778	47.778	56.784	56.784	48.604	48.604	49.122	49.122
	IP2	41.174	1:37.362	35.272	1:23.842	37.948	1:29.376	35.078	1:22.856	41.475	1:38.259	35.110	1:23.714	34.951	1:24.073
	FL	50.886	2:28.248	41.770	2:05.612	45.394	2:14.770	41.898	2:04.754	47.531	2:25.790	42.134	2:05.848	42.011	2:06.084
8	IP1	56.027	56.027	48.122	48.122	51.760	51.760	47.672	47.672	56.019	56.019	47.666	47.666	46.993	46.993
	IP2	40.950	1:36.977	35.196	1:23.318	37.844	1:29.604	34.752	1:22.424	40.663	1:36.682	35.086	1:22.752	35.193	1:22.186
	FL	50.458	2:27.435	42.111	2:05.429	45.399	2:15.003	41.966	2:04.390	47.806	2:24.488	41.426	2:04.178	41.958	2:04.144
9	IP1	56.177	56.177	47.564	47.564	51.399	51.399	47.517	47.517	55.884	55.884	47.312	47.312	47.108	47.108
	IP2	40.563	1:36.740	36.219	1:23.783	37.900	1:29.299	35.059	1:22.576	41.745	1:37.629	35.104	1:22.416	35.097	1:22.205
	FL	49.896	2:26.636	41.980	2:05.763	45.624	2:14.923	41.845	2:04.421	48.760	2:26.389	41.966	2:04.382	42.045	2:04.250
10	IP1	56.111	56.111	47.585	47.585	52.073	52.073	47.416	47.416	56.027	56.027	47.719	47.719	47.380	47.380
	IP2	41.264	1:37.375	35.076	1:22.661	37.732	1:29.805	34.714	1:22.130	41.075	1:37.102	34.919	1:22.638	35.252	1:22.632
	FL	50.089	2:27.464	41.971	2:04.632	45.195	2:15.000	41.848	2:03.978	48.320	2:25.422	41.747	2:04.385	42.350	2:04.982
11	IP1	56.543	56.543	47.450	47.450	51.334	51.334	47.692	47.692	55.667	55.667	47.714	47.714	47.729	47.729
	IP2	40.690	1:37.233	35.060	1:22.510	37.942	1:29.276	35.003	1:22.695	43.800	1:39.467	34.861	1:22.575	35.121	1:22.850
	FL	50.154	2:27.387	56.480	2:18.990	45.985	2:15.261	41.861	2:04.556	48.964	2:28.431	47.578	2:10.153	42.353	2:05.203
12	IP1			48.424	48.424			47.389	47.389			48.504	48.504	47.535	47.535
	IP2			35.667	1:24.091			34.579	1:21.968			35.283	1:23.787	35.404	1:22.939
	FL			45.779	2:09.870			42.081	2:04.049			42.055	2:05.842	42.508	2:05.447



FORMULA JUNIOR Race 1 ANALYSIS

Número	187			0		0		0		0		0		0	
Vta	Sector	Vueltas		Sector	Vuelta	Sector	Vuelta	Sector	Vuelta	Sector	Vuelta	Sector	Vuelta	Sector	Vuelta
1	IP1	51.121	51.121												
	IP2	35.801	1:26.922												
	FL	43.054	2:09.976												
2	IP1	48.141	48.141												
	IP2	35.396	1:23.537												
	FL	42.152	2:05.689												
3	IP1	48.007	48.007												
	IP2	35.607	1:23.614												
	FL	41.871	2:05.485												
4	IP1	47.754	47.754												
	IP2	35.318	1:23.072												
	FL	42.902	2:05.974												
5	IP1	48.820	48.820												
	IP2	35.444	1:24.264												
	FL	41.912	2:06.176												
6	IP1	47.690	47.690												
	IP2	35.150	1:22.840												
	FL	41.871	2:04.711												
7	IP1	48.466	48.466												
	IP2	35.250	1:23.716												
	FL	42.147	2:05.863												
8	IP1	47.838	47.838												
	IP2	35.224	1:23.062												
	FL	41.507	2:04.569												
9	IP1	47.476	47.476												
	IP2	35.140	1:22.616												
	FL	41.525	2:04.141												
10	IP1	47.631	47.631												
	IP2	35.171	1:22.802												
	FL	41.684	2:04.486												
11	IP1	47.664	47.664												
	IP2	35.447	1:23.111												
	FL	42.106	2:05.217												
12	IP1	48.182	48.182												
	IP2	36.158	1:24.340												
	FL	42.732	2:07.072												



e17

FORMULA JUNIOR

Race 1

40 BEST LAPS

Dorsal	Piloto	Nat	Equipo	Maq.	Hora	Vuelta	Tiempo
88	Alex AMES	GBR		Brabham	16:38:53	10	2:03.978
88	Alex AMES	GBR		Brabham	16:43:02	12	2:04.049
187	Stéphane REY	FRA		Lola	16:36:59	9	2:04.141
158	Patrick D'AUBREBY	FRA		Lotus	16:34:48	8	2:04.144
99	Mark SHAW	GBR		Brabham	16:34:53	8	2:04.178
158	Patrick D'AUBREBY	FRA		Lotus	16:36:52	9	2:04.250
99	Mark SHAW	GBR		Brabham	16:36:58	9	2:04.382
99	Mark SHAW	GBR		Brabham	16:39:02	10	2:04.385
88	Alex AMES	GBR		Brabham	16:34:45	8	2:04.390
88	Alex AMES	GBR		Brabham	16:36:49	9	2:04.421
88	Alex AMES	GBR		Brabham	16:26:25	4	2:04.468
187	Stéphane REY	FRA		Lola	16:39:03	10	2:04.486
88	Alex AMES	GBR		Brabham	16:40:58	11	2:04.556
187	Stéphane REY	FRA		Lola	16:34:54	8	2:04.569
158	Patrick D'AUBREBY	FRA		Lotus	16:30:38	6	2:04.583
88	Alex AMES	GBR		Brabham	16:24:21	3	2:04.591
88	Alex AMES	GBR		Brabham	16:28:30	5	2:04.612
80	Lee MOWLE	GBR		Lotus	16:39:01	10	2:04.632
187	Stéphane REY	FRA		Lola	16:30:44	6	2:04.711
88	Alex AMES	GBR		Brabham	16:32:40	7	2:04.754
99	Mark SHAW	GBR		Brabham	16:30:43	6	2:04.820
80	Lee MOWLE	GBR		Lotus	16:26:30	4	2:04.911
158	Patrick D'AUBREBY	FRA		Lotus	16:26:28	4	2:04.915
158	Patrick D'AUBREBY	FRA		Lotus	16:28:33	5	2:04.939
158	Patrick D'AUBREBY	FRA		Lotus	16:24:23	3	2:04.940
80	Lee MOWLE	GBR		Lotus	16:30:40	6	2:04.966
158	Patrick D'AUBREBY	FRA		Lotus	16:38:57	10	2:04.982
158	Patrick D'AUBREBY	FRA		Lotus	16:41:02	11	2:05.203
187	Stéphane REY	FRA		Lola	16:41:08	11	2:05.217
88	Alex AMES	GBR		Brabham	16:22:16	2	2:05.243
80	Lee MOWLE	GBR		Lotus	16:28:35	5	2:05.256
50	Philipp BUHOFER	SWI		Lotus	16:22:20	2	2:05.373
80	Lee MOWLE	GBR		Lotus	16:34:51	8	2:05.429
158	Patrick D'AUBREBY	FRA		Lotus	16:43:08	12	2:05.447
99	Mark SHAW	GBR		Brabham	16:22:21	2	2:05.451
158	Patrick D'AUBREBY	FRA		Lotus	16:22:18	2	2:05.451
27	Richard WILSON	GBR		Lotus	16:43:33	12	2:05.471
187	Stéphane REY	FRA		Lola	16:24:27	3	2:05.485
80	Lee MOWLE	GBR		Lotus	16:32:46	7	2:05.612
88	Alex AMES	GBR		Brabham	16:30:36	6	2:05.661

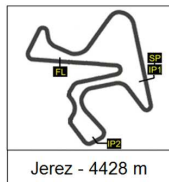


e18

FORMULA JUNIOR Race 1 TOP FIVE LAPS

Piloto	Nat	Equipo	Top Five Laps				
88 Alex AMES	GBR		2:03.978	2:04.049	2:04.390	2:04.421	2:04.468
187 Stéphane REY	FRA		2:04.141	2:04.486	2:04.569	2:04.711	2:05.217
158 Patrick D'AUBREBY	FRA		2:04.144	2:04.250	2:04.583	2:04.915	2:04.939
99 Mark SHAW	GBR		2:04.178	2:04.382	2:04.385	2:04.820	2:05.451
80 Lee MOWLE	GBR		2:04.632	2:04.911	2:04.966	2:05.256	2:05.429
50 Philipp BUHOFER	SWI		2:05.373	2:05.705	2:06.676	2:08.417	2:09.513
27 Richard WILSON	GBR		2:05.471	2:06.320	2:06.531	2:06.589	2:06.606
58 Richard SMEETON	GBR		2:06.454	2:06.543	2:06.548	2:06.552	2:06.928
61 Andrew BEAUMONT	GBR		2:07.529	2:08.270	2:08.285	2:09.052	2:11.415
3 James HAGAN	GBR		2:08.833	2:09.765	2:10.839	2:12.102	2:14.815
73 Peter ANSTISS	GBR		2:12.398	2:13.278	2:14.892	2:15.254	2:15.550
87 Pierre GUICHARD	DEN		2:14.770	2:14.923	2:15.000	2:15.003	2:15.261
97 Hans CIERS	BEL		2:24.488	2:24.940	2:25.422	2:25.768	2:25.790
74 Malcolm WISHART	GBR		2:26.636	2:27.387	2:27.435	2:27.464	2:27.979
7 Duncan RABAGLIATI	GBR		2:27.056	2:27.857	2:27.926	2:27.938	2:28.252





e19

FORMULA JUNIOR

Race 1

40 BEST MAXIMUM SPEEDS

Dorsal	Piloto	Nat	Equipo	Maq.	Hora	Vuelta	Vmax
58	Richard SMEETON	GBR		Wainer	16:18:58	0	190,9
99	Mark SHAW	GBR		Brabham	16:25:14	3	190,3
158	Patrick D'AUBREBY	FRA		Lotus	16:31:27	6	189,9
99	Mark SHAW	GBR		Brabham	16:35:41	8	189,8
99	Mark SHAW	GBR		Brabham	16:37:46	9	189,8
58	Richard SMEETON	GBR		Wainer	16:35:58	8	189,6
27	Richard WILSON	GBR		Lotus	16:23:13	2	189,5
80	Lee MOWLE	GBR		Lotus	16:18:56	0	189,4
158	Patrick D'AUBREBY	FRA		Lotus	16:35:35	8	189,3
80	Lee MOWLE	GBR		Lotus	16:31:29	6	189,1
99	Mark SHAW	GBR		Brabham	16:23:09	2	189,1
58	Richard SMEETON	GBR		Wainer	16:38:04	9	189,1
99	Mark SHAW	GBR		Brabham	16:39:50	10	189,1
99	Mark SHAW	GBR		Brabham	16:21:04	1	189,0
158	Patrick D'AUBREBY	FRA		Lotus	16:29:21	5	188,9
80	Lee MOWLE	GBR		Lotus	16:21:02	1	188,8
80	Lee MOWLE	GBR		Lotus	16:37:44	9	188,8
187	Stéphane REY	FRA		Lola	16:35:42	8	188,8
187	Stéphane REY	FRA		Lola	16:31:33	6	188,7
58	Richard SMEETON	GBR		Wainer	16:40:11	10	188,6
99	Mark SHAW	GBR		Brabham	16:31:32	6	188,6
99	Mark SHAW	GBR		Brabham	16:33:37	7	188,6
80	Lee MOWLE	GBR		Lotus	16:35:39	8	188,6
99	Mark SHAW	GBR		Brabham	16:18:57	0	188,5
158	Patrick D'AUBREBY	FRA		Lotus	16:33:31	7	188,5
58	Richard SMEETON	GBR		Wainer	16:29:36	5	188,4
187	Stéphane REY	FRA		Lola	16:25:15	3	188,4
158	Patrick D'AUBREBY	FRA		Lotus	16:37:40	9	188,4
99	Mark SHAW	GBR		Brabham	16:29:26	5	188,3
80	Lee MOWLE	GBR		Lotus	16:39:49	10	188,3
58	Richard SMEETON	GBR		Wainer	16:25:21	3	188,2
27	Richard WILSON	GBR		Lotus	16:21:06	1	188,0
158	Patrick D'AUBREBY	FRA		Lotus	16:39:45	10	188,0
27	Richard WILSON	GBR		Lotus	16:31:41	6	187,9
58	Richard SMEETON	GBR		Wainer	16:33:51	7	187,9
158	Patrick D'AUBREBY	FRA		Lotus	16:23:06	2	187,8
187	Stéphane REY	FRA		Lola	16:39:51	10	187,8
88	Alex AMES	GBR		Brabham	16:31:23	6	187,7
58	Richard SMEETON	GBR		Wainer	16:27:28	4	187,7
80	Lee MOWLE	GBR		Lotus	16:29:23	5	187,7

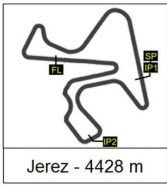


e20

FORMULA JUNIOR Race 1 TOP FIVE MAXIMUM SPEEDS

Piloto	Nat	Equipo	Top Five Vmax				
58 Richard SMEETON	GBR		190,9	189,6	189,1	188,6	188,4
99 Mark SHAW	GBR		190,3	189,8	189,8	189,1	189,1
158 Patrick D'AUBREBY	FRA		189,9	189,3	188,9	188,5	188,4
27 Richard WILSON	GBR		189,5	188,0	187,9	187,2	186,7
80 Lee MOWLE	GBR		189,4	189,1	188,8	188,8	188,6
187 Stéphane REY	FRA		188,8	188,7	188,4	187,8	187,5
88 Alex AMES	GBR		187,7	187,3	186,8	186,7	186,2
61 Andrew BEAUMONT	GBR		186,9	186,9	186,7	184,8	184,0
50 Philipp BUHOFER	SWI		185,8	185,6	185,2	185,0	184,9
87 Pierre GUICHARD	DEN		184,8	184,0	184,0	184,0	182,8
3 James HAGAN	GBR		183,9	181,6	180,5	179,4	179,4
73 Peter ANSTISS	GBR		176,1	175,3	174,1	172,3	171,6
97 Hans CIERS	BEL		173,2	170,9	170,9	168,8	168,1
7 Duncan RABAGLIATI	GBR		160,6	160,5	159,8	159,6	159,6
74 Malcolm WISHART	GBR		157,0	156,8	156,1	156,0	156,0





e21

FORMULA JUNIOR Race 1 PLANNING

Vta	1	2	3	4	5	6	7	8	9	10	11	12	13	14	15	16
0	88	158	50	80	99	187	58	27	87	61	73	97	7	3	74	
1	88	158	80	50	99	187	58	27	61	3	87	73	97	7	74	
2	88	158	80	50	99	187	58	27	61	3	73	87	97	74	7	
3	88	158	80	50	99	187	58	27	61	73	87	97	74	7	3 ⁵	
4	88	158	80	99	50	187	27	58	61	73	87	97	74	7	3 ⁵	
5	88	158	80	99	187	50	27	58	64	73	87	97	74 ¹	7 ¹	3 ⁵	
6	88	158	80	99	187	50	27	58	73	87	97 ¹	74 ¹	7 ¹	3 ⁵		
7	88	158	80	99	187	27	58	73	87	97 ¹	74 ¹	7 ¹	3 ⁵			
8	88	158	80	99	187	27	58	73	87	97 ¹	74 ¹	7 ¹				
9	88	158	80	99	187	27	58	73	87	97 ¹	74 ¹	7 ¹				
10	88	158	80	99	187	27	58	73	87	97 ¹	74 ¹	7 ¹				
11	88	158	187	99	80	27	58	73	87 ¹	97 ¹	74 ¹	7 ¹				
12	88	158	187	99	80	27	58	73	87 ¹	97 ¹	74 ¹	7 ¹				

