

e23

FORMULA JUNIOR Race 2 CLASSIFICATION

CONDICIONES ATMOSFERICAS: **Soleado**ESTADO DE LA PISTA: **Seca**

Ord. #	Piloto	Club	Marca	Neum NV	Tiempo	Dif	VR	Vta Ráp.
1	158 e1	Patrick D'AUBREBY	Lotus	12	25:09.599	----	6	2:04.203
2	88 e1	Alex AMES	Brabham	12	25:13.335	3.736	6	2:04.710
3	80 e1	Lee MOWLE	Lotus	12	25:30.430	20.831	5	2:05.837
4	187 e1	Stéphane REY	Lola	12	25:33.694	24.095	8	2:05.794
5	50 e1	Philipp BUHOFER	Lotus	12	25:35.246	25.647	4	2:05.962
6	99 e1	Mark SHAW	Brabham	12	25:37.900	28.301	8	2:06.330
7	27 e1	Richard WILSON	Lotus	12	25:38.064	28.465	8	2:06.561
8	58 e1	Richard SMEETON	Wainer	12	26:01.155	51.556	6	2:07.596
9	53 e1	Lukas HALUSA	Lotus	12	26:15.963	1:06.364	6	2:06.333
10	3 e1	James HAGAN	Lynx	12	26:27.187	1:17.589	2	2:09.230
11	73 e1	Peter ANSTISS	Lotus	12	27:02.527	1:52.928	2	2:09.934
12	87 d2	Pierre GUICHARD	Lynx	11	25:19.619	1 Vuelta	2	2:14.822
13	97 d2	Hans CIERS	Lotus	11	26:53.923	1 Vuelta	6	2:22.984
14	74 a	Malcolm WISHART	Faranda	11	27:37.019	1 Vuelta	5	2:27.571
15	7 b2	Duncan RABAGLIATI	Alexis	10	25:21.264	2 Vueltas	4	2:28.030
16	61 e1	Andrew BEAUMONT	Lotus	9	19:30.934	3 Vueltas	6	2:07.917

Vuelta rápida realizada por el piloto N° 158.- Patrick D'AUBREBY en un tiempo de 2:04.203 en la vuelta 6ª.

 Provisional

 Definitiva

Circuito de Jerez, 24 DE OCTUBRE DE 2021

STEWARDS	RACE DIRECTOR	TIMEKEEPER
Hora:	Hora:	RESULTADOS PUBLICADOS A LAS 15:53 HORAS

LiveTiming: live.crono-jerez.com

Pág 1 de 1





e24

FORMULA JUNIOR Race 2 - A Class CLASSIFICATION

CONDICIONES ATMOSFERICAS: **Soleado**

ESTADO DE LA PISTA: **Seca**

Ord. #	Piloto	Club	Marca	Neum NV	Tiempo	Dif	VR	Vta Ráp.
1	74 a Malcolm WISHART		Faranda	11	27:37.019	---	5	2:27.571

Vuelta rápida realizada por el piloto N° 158.- Patrick D'AUBREBY en un tiempo de 2:04.203 en la vuelta 6ª.

Provisional

Definitiva

Circuito de Jerez, 24 DE OCTUBRE DE 2021

STEWARDS	RACE DIRECTOR	TIMEKEEPER
Hora:	Hora:	RESULTADOS PUBLICADOS A LAS 15:53 HORAS

LiveTiming: live.crono-jerez.com

Pág 1 de 1





e25

FORMULA JUNIOR Race 2 - B2 Class CLASSIFICATION

CONDICIONES ATMOSFERICAS: **Soleado**

ESTADO DE LA PISTA: **Seca**

Ord. #	Piloto	Club	Marca	Neum NV	Tiempo	Dif	VR	Vta Ráp.
1	7 b2 Duncan RABAGLIATI		Alexis	10	25:21.264	---	4	2:28.030

Vuelta rápida realizada por el piloto N° 158.- Patrick D'AUBREBY en un tiempo de 2:04.203 en la vuelta 6ª.

Provisional

Definitiva

Circuito de Jerez, 24 DE OCTUBRE DE 2021

STEWARDS	RACE DIRECTOR	TIMEKEEPER
Hora:	Hora:	RESULTADOS PUBLICADOS A LAS 15:53 HORAS

LiveTiming: live.crono-jerez.com

Pág 1 de 1





e27

FORMULA JUNIOR Race 2 - D2 Class CLASSIFICATION

CONDICIONES ATMOSFERICAS: **Soleado**

ESTADO DE LA PISTA: **Seca**

Ord. #	Piloto	Club	Marca	Neum NV	Tiempo	Dif	VR	Vta Ráp.
1	87 d2 Pierre GUICHARD		Lynx	11	25:19.619	---	2	2:14.822
2	97 d2 Hans CIERS		Lotus	11	26:53.923	1:34.304	6	2:22.984

Vuelta rápida realizada por el piloto N° 158.- Patrick D'AUBREBY en un tiempo de 2:04.203 en la vuelta 6ª.

Provisional

Definitiva

Circuito de Jerez, 24 DE OCTUBRE DE 2021

STEWARDS	RACE DIRECTOR	TIMEKEEPER
Hora:	Hora:	RESULTADOS PUBLICADOS A LAS 15:53 HORAS

LiveTiming: live.crono-jerez.com

Pág 1 de 1





e28

FORMULA JUNIOR Race 2 - E1 Class CLASSIFICATION

CONDICIONES ATMOSFERICAS: **Soleado**ESTADO DE LA PISTA: **Seca**

Ord. #	Piloto	Club	Marca	Neum NV	Tiempo	Dif	VR	Vta Ráp.
1	158 e1	Patrick D'AUBREBY	Lotus	12	25:09.599	----	6	2:04.203
2	88 e1	Alex AMES	Brabham	12	25:13.335	3.736	6	2:04.710
3	80 e1	Lee MOWLE	Lotus	12	25:30.430	20.831	5	2:05.837
4	187 e1	Stéphane REY	Lola	12	25:33.694	24.095	8	2:05.794
5	50 e1	Philipp BUHOFER	Lotus	12	25:35.246	25.647	4	2:05.962
6	99 e1	Mark SHAW	Brabham	12	25:37.900	28.301	8	2:06.330
7	27 e1	Richard WILSON	Lotus	12	25:38.064	28.465	8	2:06.561
8	58 e1	Richard SMEETON	Wainer	12	26:01.155	51.556	6	2:07.596
9	53 e1	Lukas HALUSA	Lotus	12	26:15.963	1:06.364	6	2:06.333
10	3 e1	James HAGAN	Lynx	12	26:27.187	1:17.589	2	2:09.230
11	73 e1	Peter ANSTISS	Lotus	12	27:02.527	1:52.928	2	2:09.934
12	61 e1	Andrew BEAUMONT	Lotus	9	19:30.934	3 Vuelta	6	2:07.917

Vuelta rápida realizada por el piloto N° 158.- Patrick D'AUBREBY en un tiempo de 2:04.203 en la vuelta 6ª.

 Provisional

 Definitiva


Circuito de Jerez, 24 DE OCTUBRE DE 2021

STEWARDS	RACE DIRECTOR	TIMEKEEPER
Hora:	Hora:	RESULTADOS PUBLICADOS A LAS 15:53 HORAS

LiveTiming: live.crono-jerez.com

Pág 1 de 1





e29

FORMULA JUNIOR Race 2 LAP BY LAP

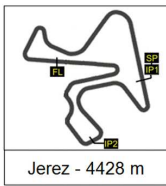
Vuelta	3	7	27	50	53	58	61	73	74	80	87	88
1	2:14.054	2:31.499	2:12.030	2:08.935	2:15.516	2:14.494	2:12.759	2:15.645	2:30.947	2:08.672	2:20.014	2:08.162
2	2:09.230*	2:29.579	2:08.120	2:06.706	2:06.571	2:07.832	2:09.020	2:09.934*	2:28.559	2:06.768	2:14.822*	2:05.175
3	2:11.334	2:30.162	2:07.479	2:07.005	2:07.333	2:08.782	2:08.930	2:11.763	2:28.296	2:06.309	2:15.997	2:04.879
4	2:10.997	2:28.030*	2:06.778	2:05.962*	2:07.752	2:10.569	2:09.921	2:13.657	2:28.645	2:06.406	2:15.531	2:05.013
5	2:11.110	2:28.635	2:07.007	2:10.425	2:07.241	2:08.569	2:08.620	2:14.640	2:27.571*	2:05.837*	2:16.444	2:06.493
6	2:10.374	2:33.336	2:06.807	2:06.651	2:06.333*	2:07.596*	2:07.917*	2:14.091	2:29.407	2:06.850	2:17.184	2:04.710*
7	2:10.144	2:32.765	2:07.282	2:09.217	2:06.826	2:08.477	2:08.567	2:13.132	2:28.015	2:06.925	2:18.166	2:05.562
8	2:12.798	2:32.351	2:06.561*	2:06.276	2:07.188	2:09.996	2:09.242	2:14.515	2:29.721	2:07.300	2:18.470	2:05.105
9	2:10.208	2:32.466	2:07.470	2:07.694	2:06.919	2:11.194	2:09.168	2:20.197	2:36.473	2:06.872	2:19.968	2:05.685
10	2:13.812	2:34.462	2:07.756	2:06.989	PIT EXIT	2:08.667		2:15.980	2:32.272	2:07.505	2:17.272	2:05.394
11	2:11.114		2:06.842	2:06.966	2:10.572	2:08.726		2:16.463	2:28.477	2:07.910	2:18.787	2:05.443
12	2:14.975		2:07.364	2:06.695	2:08.893	2:09.742		2:15.562		2:07.504		2:06.270

Vuelta	97	99	158	187								
1	2:26.128	2:09.385	2:08.080	2:11.722								
2	2:24.529	2:09.320	2:05.379	2:07.360								
3	2:25.225	2:07.002	2:05.215	2:06.789								
4	2:24.221	2:08.184	2:06.055	2:06.960								
5	2:23.842	2:07.039	2:05.182	2:06.235								
6	2:22.984*	2:06.514	2:04.203*	2:06.202								
7	2:26.796	2:08.097	2:04.673	2:06.888								
8	2:28.511	2:06.330*	2:04.409	2:05.794*								
9	2:30.808	2:07.465	2:04.206	2:07.228								
10	2:25.074	2:07.003	2:06.116	2:06.941								
11	2:28.143	2:07.255	2:04.884	2:07.075								
12		2:07.958	2:06.289	2:07.984								

LiveTiming: live.crono-jerez.com

Pág 1 de 1





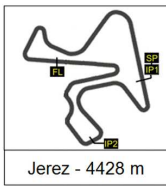
23 - 24 octubre 2021

1
e30

FORMULA JUNIOR Race 2 ANALYSIS

Número	3		7		27		50		53		58		61		
	Vta	Sector	Vuelta	Sector	Vuelta	Sector	Vuelta	Sector	Vuelta	Sector	Vuelta	Sector	Vuelta		
1	IP1	53.026	53.026	59.768	59.768	51.356	51.356	50.619	50.619	54.403	54.403	52.003	52.003	52.158	52.158
	IP2	36.568	1:29.594	41.688	1:41.456	37.256	1:28.612	35.604	1:26.223	36.296	1:30.699	37.272	1:29.275	37.139	1:29.297
	FL	44.460	2:14.054	50.043	2:31.499	43.418	2:12.030	42.712	2:08.935	44.818	2:15.516	45.219	2:14.494	43.463	2:12.759
2	IP1	49.348	49.348	57.199	57.199	49.162	49.162	48.560	48.560	48.435	48.435	48.460	48.460	49.178	49.178
	IP2	35.996	1:25.344	41.755	1:38.954	36.249	1:25.411	35.529	1:24.089	35.460	1:23.895	36.142	1:24.602	36.437	1:25.615
	FL	43.886	2:09.230	50.625	2:29.579	42.709	2:08.120	42.617	2:06.706	42.676	2:06.571	43.230	2:07.832	43.405	2:09.020
3	IP1	50.066	50.066	57.730	57.730	48.412	48.412	48.556	48.556	48.522	48.522	48.775	48.775	48.884	48.884
	IP2	36.588	1:26.654	42.030	1:39.760	35.888	1:24.300	35.417	1:23.973	35.670	1:24.192	36.814	1:25.589	36.496	1:25.380
	FL	44.680	2:11.334	50.403	2:30.162	43.179	2:07.479	43.033	2:07.005	43.141	2:07.333	43.193	2:08.782	43.551	2:08.930
4	IP1	49.441	49.441	56.222	56.222	48.340	48.340	48.454	48.454	47.853	47.853	49.742	49.742	49.650	49.650
	IP2	36.572	1:26.013	41.558	1:37.780	35.795	1:24.135	35.233	1:23.687	36.212	1:24.065	37.322	1:27.064	36.507	1:26.157
	FL	44.984	2:10.997	50.250	2:28.030	42.643	2:06.778	42.275	2:05.962	43.687	2:07.752	43.505	2:10.569	43.764	2:09.921
5	IP1	49.768	49.768	56.312	56.312	48.821	48.821	48.269	48.269	48.957	48.957	48.896	48.896	49.414	49.414
	IP2	36.955	1:26.723	42.067	1:38.379	35.684	1:24.505	35.510	1:23.779	35.643	1:24.600	36.520	1:25.416	36.201	1:25.615
	FL	44.388	2:11.110	50.256	2:28.635	42.502	2:07.007	46.646	2:10.425	42.642	2:07.241	43.153	2:08.569	43.005	2:08.620
6	IP1	49.564	49.564	58.439	58.439	48.495	48.495	48.528	48.528	48.286	48.286	48.898	48.898	48.931	48.931
	IP2	36.609	1:26.173	43.211	1:41.650	35.736	1:24.231	35.299	1:23.827	35.443	1:23.729	36.251	1:25.149	35.927	1:24.858
	FL	44.201	2:10.374	51.686	2:33.336	42.576	2:06.807	42.824	2:06.651	42.604	2:06.333	42.448	2:07.596	43.059	2:07.917
7	IP1	49.928	49.928	58.653	58.653	48.308	48.308	50.015	50.015	48.106	48.106	48.558	48.558	48.782	48.782
	IP2	36.320	1:26.248	42.403	1:41.056	35.763	1:24.071	35.906	1:25.921	35.318	1:23.424	36.851	1:25.409	36.712	1:25.494
	FL	43.896	2:10.144	51.709	2:32.765	43.211	2:07.282	43.296	2:09.217	43.402	2:06.826	43.068	2:08.477	43.073	2:08.567
8	IP1	50.059	50.059	57.140	57.140	48.636	48.636	48.523	48.523	48.611	48.611	49.499	49.499	49.699	49.699
	IP2	37.445	1:27.504	42.780	1:39.920	35.716	1:24.352	35.370	1:23.893	35.410	1:24.021	37.676	1:27.175	36.579	1:26.278
	FL	45.294	2:12.798	52.431	2:32.351	42.209	2:06.561	42.383	2:06.276	43.167	2:07.188	42.822	2:09.996	42.964	2:09.242
9	IP1	49.987	49.987	58.354	58.354	49.154	49.154	49.518	49.518	48.246	48.246	51.793	51.793	49.242	49.242
	IP2	36.378	1:26.365	42.758	1:41.112	35.618	1:24.772	35.622	1:25.140	35.938	1:24.184	36.612	1:28.405	36.375	1:25.617
	FL	43.843	2:10.208	51.355	2:32.466	42.698	2:07.470	42.555	2:07.694	42.735	2:06.919	42.789	2:11.194	43.551	2:09.168
10	IP1	50.165	50.165	58.811	58.811	48.643	48.643	48.777	48.777	49.131	49.131	49.043	49.043	50.462	50.462
	IP2	37.094	1:27.259	43.208	1:42.019	35.753	1:24.396	35.306	1:24.083	35.734	1:24.865	36.764	1:25.807	36.286	1:26.748
	FL	46.553	2:13.812	52.443	2:34.462	43.360	2:07.756	42.906	2:06.989	1:09.41	PIT EXIT	42.860	2:08.667		-----
11	IP1	49.587	49.587			48.380	48.380	48.404	48.404	51.630	51.630	48.936	48.936		
	IP2	37.825	1:27.412			35.784	1:24.164	35.718	1:24.122	35.853	1:27.483	36.365	1:25.301		
	FL	43.702	2:11.114		-----	42.678	2:06.842	42.845	2:06.966	43.089	2:10.572	43.425	2:08.726		
12	IP1	50.533	50.533			48.620	48.620	48.411	48.411	49.059	49.059	48.991	48.991		
	IP2	37.012	1:27.545			35.809	1:24.429	35.494	1:23.905	36.033	1:25.092	36.948	1:25.939		
	FL	47.431	2:14.975			42.935	2:07.364	42.790	2:06.695	43.801	2:08.893	43.803	2:09.742		



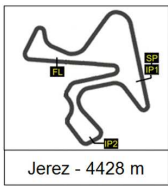


23 - 24 octubre 2021

2
e30

FORMULA JUNIOR Race 2 ANALYSIS

Número	73		74		80		87		88		97		99		
	Vta	Sector	Vuelta	Sector	Vuelta	Sector	Vuelta	Sector	Vuelta	Sector	Vuelta	Sector	Vuelta		
1	IP1	54.631	54.631	59.568	59.568	49.829	49.829	55.509	55.509	49.320	49.320	57.549	57.549	50.739	50.739
	IP2	36.807	1:31.438	41.455	1:41.023	35.840	1:25.669	39.270	1:34.779	35.684	1:25.004	41.098	1:38.647	36.249	1:26.988
	FL	44.207	2:15.645	49.925	2:30.947	43.003	2:08.672	45.235	2:20.014	43.158	2:08.162	47.481	2:26.128	42.397	2:09.385
2	IP1	49.935	49.935	57.302	57.302	48.684	48.684	51.223	51.223	47.799	47.799	56.004	56.004	51.051	51.051
	IP2	36.208	1:26.143	41.080	1:38.382	35.515	1:24.199	38.319	1:29.542	34.997	1:22.796	41.238	1:37.242	35.774	1:26.825
	FL	43.791	2:09.934	50.177	2:28.559	42.570	2:06.768	45.280	2:14.822	42.379	2:05.175	47.288	2:24.529	42.495	2:09.320
3	IP1	50.794	50.794	57.464	57.464	48.249	48.249	51.546	51.546	47.856	47.856	55.877	55.877	48.812	48.812
	IP2	36.778	1:27.572	41.381	1:38.845	35.435	1:23.684	39.076	1:30.622	35.138	1:22.994	41.773	1:37.650	35.768	1:24.580
	FL	44.191	2:11.763	49.452	2:28.296	42.625	2:06.309	45.375	2:15.997	41.885	2:04.879	47.575	2:25.225	42.422	2:07.002
4	IP1	51.169	51.169	56.430	56.430	48.604	48.604	51.783	51.783	47.818	47.818	55.597	55.597	48.800	48.800
	IP2	37.294	1:28.463	42.027	1:38.457	35.301	1:23.905	38.664	1:30.447	34.972	1:22.790	41.543	1:37.140	36.871	1:25.671
	FL	45.194	2:13.657	50.188	2:28.645	42.501	2:06.406	45.084	2:15.531	42.223	2:05.013	47.081	2:24.221	42.513	2:08.184
5	IP1	51.975	51.975	56.746	56.746	48.410	48.410	51.932	51.932	48.138	48.138	55.489	55.489	48.824	48.824
	IP2	37.622	1:29.597	40.925	1:37.671	35.309	1:23.719	38.936	1:30.868	36.407	1:24.545	41.163	1:36.652	35.749	1:24.573
	FL	45.043	2:14.640	49.900	2:27.571	42.118	2:05.837	45.576	2:16.444	41.948	2:06.493	47.190	2:23.842	42.466	2:07.039
6	IP1	51.754	51.754	57.087	57.087	48.492	48.492	52.271	52.271	47.713	47.713	54.977	54.977	48.714	48.714
	IP2	37.341	1:29.095	41.751	1:38.838	35.747	1:24.239	39.348	1:31.619	35.289	1:23.002	40.868	1:35.845	35.426	1:24.140
	FL	44.996	2:14.091	50.569	2:29.407	42.611	2:06.850	45.565	2:17.184	41.709	2:04.710	47.139	2:22.984	42.374	2:06.514
7	IP1	51.517	51.517	55.933	55.933	48.531	48.531	53.176	53.176	48.161	48.161	55.872	55.872	48.748	48.748
	IP2	36.859	1:28.376	42.157	1:38.090	35.743	1:24.274	39.067	1:32.243	35.266	1:23.427	42.933	1:38.805	35.931	1:24.679
	FL	44.756	2:13.132	49.925	2:28.015	42.652	2:06.925	45.923	2:18.166	42.135	2:05.562	47.991	2:26.796	43.418	2:08.097
8	IP1	51.699	51.699	56.603	56.603	48.663	48.663	52.755	52.755	47.757	47.757	58.638	58.638	48.511	48.511
	IP2	37.456	1:29.155	41.840	1:38.443	36.007	1:24.670	39.292	1:32.047	35.468	1:23.225	41.887	1:40.525	35.617	1:24.128
	FL	45.360	2:14.515	51.278	2:29.721	42.630	2:07.300	46.423	2:18.470	41.880	2:05.105	47.986	2:28.511	42.202	2:06.330
9	IP1	53.633	53.633	1:02.16	1:02.166	48.529	48.529	55.092	55.092	48.420	48.420	58.529	58.529	49.088	49.088
	IP2	37.836	1:31.469	42.237	1:44.403	35.858	1:24.387	39.010	1:34.102	35.381	1:23.801	41.431	1:39.960	35.747	1:24.835
	FL	48.728	2:20.197	52.070	2:36.473	42.485	2:06.872	45.866	2:19.968	41.884	2:05.685	50.848	2:30.808	42.630	2:07.465
10	IP1	51.990	51.990	57.064	57.064	49.046	49.046	52.609	52.609	48.461	48.461	55.795	55.795	48.756	48.756
	IP2	37.935	1:29.925	42.754	1:39.818	35.769	1:24.815	38.550	1:31.159	35.100	1:23.561	41.138	1:36.933	35.670	1:24.426
	FL	46.055	2:15.980	52.454	2:32.272	42.690	2:07.505	46.113	2:17.272	41.833	2:05.394	48.141	2:25.074	42.577	2:07.003
11	IP1	52.401	52.401	56.864	56.864	48.640	48.640	54.296	54.296	48.085	48.085	55.951	55.951	48.816	48.816
	IP2	38.370	1:30.771	41.667	1:38.531	36.403	1:25.043	38.827	1:33.123	35.520	1:23.605	42.228	1:38.179	35.861	1:24.677
	FL	45.692	2:16.463	49.946	2:28.477	42.867	2:07.910	45.664	2:18.787	41.838	2:05.443	49.964	2:28.143	42.578	2:07.255
12	IP1	51.739	51.739			48.539	48.539			48.212	48.212			48.908	48.908
	IP2	37.911	1:29.650			36.064	1:24.603			35.627	1:23.839			35.964	1:24.872
	FL	45.912	2:15.562			42.901	2:07.504			42.431	2:06.270			43.086	2:07.958



23 - 24 octubre 2021

3
e30

FORMULA JUNIOR Race 2 ANALYSIS

Número	158		187		0		0		0		0		0	
Vta	Sector	Vuelta	Sector	Vuelta	Sector	Vuelta	Sector	Vuelta	Sector	Vuelta	Sector	Vuelta	Sector	Vuelta
1	IP1	49.409	49.409	51.500	51.500									
	IP2	35.958	1:25.367	37.516	1:29.016									
	FL	42.713	2:08.080	42.706	2:11.722									
2	IP1	47.684	47.684	48.663	48.663									
	IP2	35.402	1:23.086	36.041	1:24.704									
	FL	42.293	2:05.379	42.656	2:07.360									
3	IP1	47.368	47.368	48.434	48.434									
	IP2	35.408	1:22.776	35.891	1:24.325									
	FL	42.439	2:05.215	42.464	2:06.789									
4	IP1	48.517	48.517	48.655	48.655									
	IP2	35.280	1:23.797	36.095	1:24.750									
	FL	42.259	2:06.055	42.210	2:06.960									
5	IP1	47.631	47.631	48.448	48.448									
	IP2	35.526	1:23.157	35.729	1:24.177									
	FL	42.025	2:05.182	42.058	2:06.235									
6	IP1	47.540	47.540	48.264	48.264									
	IP2	35.071	1:22.611	35.537	1:23.801									
	FL	41.592	2:04.203	42.401	2:06.202									
7	IP1	47.654	47.654	48.685	48.685									
	IP2	35.155	1:22.809	35.821	1:24.506									
	FL	41.864	2:04.673	42.382	2:06.888									
8	IP1	47.271	47.271	48.345	48.345									
	IP2	35.186	1:22.457	35.607	1:23.952									
	FL	41.952	2:04.409	41.842	2:05.794									
9	IP1	47.379	47.379	48.864	48.864									
	IP2	35.083	1:22.462	35.800	1:24.664									
	FL	41.744	2:04.206	42.564	2:07.228									
10	IP1	48.634	48.634	48.823	48.823									
	IP2	35.411	1:24.045	35.745	1:24.568									
	FL	42.071	2:06.116	42.373	2:06.941									
11	IP1	47.250	47.250	48.537	48.537									
	IP2	35.144	1:22.394	35.830	1:24.367									
	FL	42.490	2:04.884	42.708	2:07.075									
12	IP1	47.745	47.745	48.820	48.820									
	IP2	36.106	1:23.851	36.075	1:24.895									
	FL	42.438	2:06.289	43.089	2:07.984									



e31

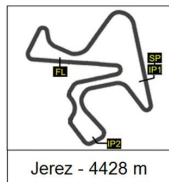
FORMULA JUNIOR

Race 2

40 BEST LAPS

Dorsal	Piloto	Nat	Equipo	Maq.	Hora	Vuelta	Tiempo
158	Patrick D'AUBREBY	FRA		Lotus	15:38:08	6	2:04.203
158	Patrick D'AUBREBY	FRA		Lotus	15:44:21	9	2:04.206
158	Patrick D'AUBREBY	FRA		Lotus	15:42:17	8	2:04.409
158	Patrick D'AUBREBY	FRA		Lotus	15:40:12	7	2:04.673
88	Alex AMES	GBR		Brabham	15:38:08	6	2:04.710
88	Alex AMES	GBR		Brabham	15:31:52	3	2:04.879
158	Patrick D'AUBREBY	FRA		Lotus	15:48:32	11	2:04.884
88	Alex AMES	GBR		Brabham	15:33:57	4	2:05.013
88	Alex AMES	GBR		Brabham	15:42:19	8	2:05.105
88	Alex AMES	GBR		Brabham	15:29:47	2	2:05.175
158	Patrick D'AUBREBY	FRA		Lotus	15:36:03	5	2:05.182
158	Patrick D'AUBREBY	FRA		Lotus	15:31:52	3	2:05.215
158	Patrick D'AUBREBY	FRA		Lotus	15:29:47	2	2:05.379
88	Alex AMES	GBR		Brabham	15:46:30	10	2:05.394
88	Alex AMES	GBR		Brabham	15:48:36	11	2:05.443
88	Alex AMES	GBR		Brabham	15:40:14	7	2:05.562
88	Alex AMES	GBR		Brabham	15:44:25	9	2:05.685
187	Stéphane REY	FRA		Lola	15:42:33	8	2:05.794
80	Lee MOWLE	GBR		Lotus	15:36:08	5	2:05.837
50	Philipp BUHOFER	SWI		Lotus	15:34:03	4	2:05.962
158	Patrick D'AUBREBY	FRA		Lotus	15:33:58	4	2:06.055
158	Patrick D'AUBREBY	FRA		Lotus	15:46:27	10	2:06.116
187	Stéphane REY	FRA		Lola	15:38:20	6	2:06.202
187	Stéphane REY	FRA		Lola	15:36:14	5	2:06.235
88	Alex AMES	GBR		Brabham	15:50:42	12	2:06.270
50	Philipp BUHOFER	SWI		Lotus	15:42:36	8	2:06.276
158	Patrick D'AUBREBY	FRA		Lotus	15:50:38	12	2:06.289
80	Lee MOWLE	GBR		Lotus	15:31:56	3	2:06.309
99	Mark SHAW	GBR		Brabham	15:42:37	8	2:06.330
53	Lukas HALUSA	AUT		Lotus	15:38:30	6	2:06.333
80	Lee MOWLE	GBR		Lotus	15:34:02	4	2:06.406
88	Alex AMES	GBR		Brabham	15:36:04	5	2:06.493
99	Mark SHAW	GBR		Brabham	15:38:22	6	2:06.514
27	Richard WILSON	GBR		Lotus	15:42:37	8	2:06.561
53	Lukas HALUSA	AUT		Lotus	15:30:01	2	2:06.571
50	Philipp BUHOFER	SWI		Lotus	15:38:20	6	2:06.651
50	Philipp BUHOFER	SWI		Lotus	15:51:04	12	2:06.695
50	Philipp BUHOFER	SWI		Lotus	15:29:50	2	2:06.706
80	Lee MOWLE	GBR		Lotus	15:29:50	2	2:06.768
27	Richard WILSON	GBR		Lotus	15:34:10	4	2:06.778

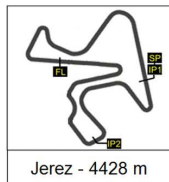




e32

FORMULA JUNIOR Race 2 TOP FIVE LAPS

Piloto	Nat	Equipo	Top Five Laps				
158 Patrick D'AUBREBY	FRA		2:04.203	2:04.206	2:04.409	2:04.673	2:04.884
88 Alex AMES	GBR		2:04.710	2:04.879	2:05.013	2:05.105	2:05.175
187 Stéphane REY	FRA		2:05.794	2:06.202	2:06.235	2:06.789	2:06.888
80 Lee MOWLE	GBR		2:05.837	2:06.309	2:06.406	2:06.768	2:06.850
50 Philipp BUHOFER	SWI		2:05.962	2:06.276	2:06.651	2:06.695	2:06.706
99 Mark SHAW	GBR		2:06.330	2:06.514	2:07.002	2:07.003	2:07.039
53 Lukas HALUSA	AUT		2:06.333	2:06.571	2:06.826	2:06.919	2:07.188
27 Richard WILSON	GBR		2:06.561	2:06.778	2:06.807	2:06.842	2:07.007
58 Richard SMEETON	GBR		2:07.596	2:07.832	2:08.477	2:08.569	2:08.667
61 Andrew BEAUMONT	GBR		2:07.917	2:08.567	2:08.620	2:08.930	2:09.020
3 James HAGAN	GBR		2:09.230	2:10.144	2:10.208	2:10.374	2:10.997
73 Peter ANSTISS	GBR		2:09.934	2:11.763	2:13.132	2:13.657	2:14.091
87 Pierre GUICHARD	DEN		2:14.822	2:15.531	2:15.997	2:16.444	2:17.184
97 Hans CIERS	BEL		2:22.984	2:23.842	2:24.221	2:24.529	2:25.074
74 Malcolm WISHART	GBR		2:27.571	2:28.015	2:28.296	2:28.477	2:28.559
7 Duncan RABAGLIATI	GBR		2:28.030	2:28.635	2:29.579	2:30.162	2:31.499




e33

FORMULA JUNIOR

Race 2

40 BEST MAXIMUM SPEEDS

Dorsal	Piloto	Nat	Equipo	Maq.	Hora	Vuelta	Vmax
58	Richard SMEETON	GBR		Wainer	15:30:46	2	190,3
58	Richard SMEETON	GBR		Wainer	15:32:56	3	190,0
158	Patrick D'AUBREBY	FRA		Lotus	15:41:00	7	189,8
58	Richard SMEETON	GBR		Wainer	15:28:38	1	189,2
158	Patrick D'AUBREBY	FRA		Lotus	15:32:41	3	188,8
99	Mark SHAW	GBR		Brabham	15:26:26	0	188,6
27	Richard WILSON	GBR		Lotus	15:34:58	4	188,4
27	Richard WILSON	GBR		Lotus	15:39:12	6	188,4
53	Lukas HALUSA	AUT		Lotus	15:32:56	3	188,4
61	Andrew BEAUMONT	GBR		Lotus	15:26:28	0	188,3
80	Lee MOWLE	GBR		Lotus	15:39:04	6	188,1
187	Stéphane REY	FRA		Lola	15:32:50	3	188,1
187	Stéphane REY	FRA		Lola	15:26:27	0	188,1
187	Stéphane REY	FRA		Lola	15:28:36	1	188,1
99	Mark SHAW	GBR		Brabham	15:39:11	6	187,9
58	Richard SMEETON	GBR		Wainer	15:41:31	7	187,8
187	Stéphane REY	FRA		Lola	15:37:02	5	187,8
50	Philipp BUHOFER	SWI		Lotus	15:28:32	1	187,8
27	Richard WILSON	GBR		Lotus	15:41:19	7	187,7
61	Andrew BEAUMONT	GBR		Lotus	15:28:37	1	187,7
158	Patrick D'AUBREBY	FRA		Lotus	15:34:46	4	187,7
27	Richard WILSON	GBR		Lotus	15:45:33	9	187,4
158	Patrick D'AUBREBY	FRA		Lotus	15:36:51	5	187,4
61	Andrew BEAUMONT	GBR		Lotus	15:35:05	4	187,2
88	Alex AMES	GBR		Brabham	15:36:51	5	187,2
27	Richard WILSON	GBR		Lotus	15:47:41	10	187,2
58	Richard SMEETON	GBR		Wainer	15:39:22	6	187,2
99	Mark SHAW	GBR		Brabham	15:37:05	5	187,1
158	Patrick D'AUBREBY	FRA		Lotus	15:30:34	2	187,0
99	Mark SHAW	GBR		Brabham	15:41:19	7	186,9
27	Richard WILSON	GBR		Lotus	15:32:51	3	186,9
187	Stéphane REY	FRA		Lola	15:34:56	4	186,8
158	Patrick D'AUBREBY	FRA		Lotus	15:28:29	1	186,8
99	Mark SHAW	GBR		Brabham	15:34:58	4	186,7
27	Richard WILSON	GBR		Lotus	15:37:05	5	186,7
158	Patrick D'AUBREBY	FRA		Lotus	15:38:55	6	186,7
27	Richard WILSON	GBR		Lotus	15:30:44	2	186,6
99	Mark SHAW	GBR		Brabham	15:32:49	3	186,5
27	Richard WILSON	GBR		Lotus	15:43:26	8	186,5
80	Lee MOWLE	GBR		Lotus	15:26:24	0	186,5

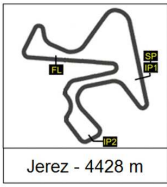


e34

FORMULA JUNIOR Race 2 TOP FIVE MAXIMUM SPEEDS

Piloto	Nat	Equipo	Top Five Vmax				
58 Richard SMEETON	GBR		190,3	190,0	189,2	187,8	187,2
158 Patrick D'AUBREBY	FRA		189,8	188,8	187,7	187,4	187,0
99 Mark SHAW	GBR		188,6	187,9	187,1	186,9	186,7
27 Richard WILSON	GBR		188,4	188,4	187,7	187,4	187,2
53 Lukas HALUSA	AUT		188,4	184,2	183,5	182,7	182,5
61 Andrew BEAUMONT	GBR		188,3	187,7	187,2	186,1	185,9
187 Stéphane REY	FRA		188,1	188,1	188,1	187,8	186,8
80 Lee MOWLE	GBR		188,1	186,5	186,3	186,2	185,7
50 Philipp BUHOFER	SWI		187,8	186,1	186,0	185,6	185,5
88 Alex AMES	GBR		187,2	186,4	186,2	186,2	186,1
87 Pierre GUICHARD	DEN		184,0	182,6	179,0	178,5	178,0
3 James HAGAN	GBR		183,4	181,8	180,8	180,6	180,2
73 Peter ANSTISS	GBR		178,2	176,5	174,6	174,5	174,2
97 Hans CIERS	BEL		168,1	166,4	166,0	165,1	164,6
7 Duncan RABAGLIATI	GBR		158,8	158,0	157,9	156,7	156,3
74 Malcolm WISHART	GBR		157,1	156,8	156,1	155,7	155,0





e35

FORMULA JUNIOR Race 2 PLANNING

Vta	1	2	3	4	5	6	7	8	9	10	11	12	13	14	15	16	17	18	19	20	21	22	23	24	25	26	27	28	29	30	31	32	
0	158	88	80	50	99	58	187	27	61	73	87	3	97	7	74	53																	
1	158	88	80	50	99	187	27	61	58	3	73	53	87	97	7	74																	
2	158	88	80	50	99	187	27	61	58	3	73	53	87	97	74	7																	
3	158	88	80	50	99	187	27	61	58	53	3	73	87	97	74	7																	
4	88	158	80	50	187	99	27	61	53	58	3	73	87	97	74	7																	
5	158	88	80	50	187	99	27	53	61	58	3	73	87	97	74	7																	
6	158	88	80	50	187	99	27	53	61	58	3	73	87	97	74 ¹	7																	
7	158	88	80	187	50	99	27	53	61	58	3	73	87	97	74	7																	
8	158	88	80	187	50	99	27	53	61	58	3	73	87	97	74 ¹	7 ¹																	
9	158	88	80	187	50	99	27	53	64	58	3	73	87	97 ¹	74 ¹	7 ¹																	
10	158	88	80	187	50	99	27	58	53	3	73	87	97 ¹	74 ¹	7 ²																		
11	158	88	80	187	50	99	27	58	53	3	73	87 ¹	97 ¹	74 ¹																			
12	158	88	80	187	50	99	27	58	53	3	73	87 ¹	97 ¹	74 ¹																			

