



b8

MASTERS ENDURANCE LEGENDS Qualifying Practice 2 FINAL PRACTICE RESULTS

CONDICIONES ATMOSFERICAS: **Soleado**

ESTADO DE LA PISTA: **Seca**

Ord.	#	Piloto	Licencia	Club	Marca	NV	VR	Tiempo	Gap	Intv	VMax
1	31	2p2 Marco WERNER	GER/GBR	Nick PADMORE	Lotus LMP	10	8	1:41.139	----	----	231,2
2	20	1p1 Keith FRIESER	CAN		Zytek 09s	5	2	1:42.313	1.174	1.174	245,2
3	52	2p3 Ron MAYDON	GBR/GBR	Craig DAVIES	Ligier JS P3	11	11	1:46.808	5.669	4.495	217,7
4	24	1p2 Mike FURNESS	GBR		Courage LC7	6	5	1:46.857	5.718	0.049	232,6
5	3	2gt3 Jason WRIGHT	USA		Ferrari 458	8	7	1:49.665	8.526	2.808	221,6
6	8	2p3 Chris ATKINSON	GBR/IRL	James HAGAN	Oreca FLM0	14	14	1:50.387	9.248	0.722	233,2
7	123	2gt1 Robert BLAIN	USA		Aston Martin	11	10	1:55.132	13.993	4.745	225,5

Circuito de Jerez, 23 DE OCTUBRE DE 2021

STEWARDS Mark VAN GEEL (NED) Int. Steward (Chairman)	Dorothea BOQUOI Steward	Francisco GALÁN Steward	RACE DIRECTOR	TIMEKEEPER
Hora:			Hora:	RESULTADOS PUBLICADOS A LAS 17:22 HORAS

LiveTiming: live.crono-jerez.com

Pág 1 de 1





b10

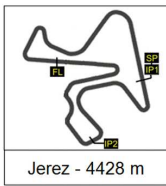
MASTERS ENDURANCE LEGENDS

Qualifying Practice 2

LAP BY LAP

Vuelta	3	8	20	24	31	52	123					
1	1:56.535	2:16.128	2:02.480	2:12.704	1:56.666	2:00.223	2:18.563					
2	1:55.777	1:53.690	1:42.313*	1:48.133	1:44.699	1:47.317	2:02.271					
3	PIT EXIT	1:52.045	1:44.413	1:48.554	1:44.796	1:48.297	1:58.955					
4	1:59.430	1:52.441	1:43.917	1:47.944	1:48.178	1:47.993	1:57.386					
5	1:51.676	1:50.600	1:42.822	1:46.857*	1:42.775	1:47.952	1:56.086					
6	1:51.033	1:50.826		1:48.025	PIT EXIT	1:47.099	1:56.313					
7	1:49.665*	2:12.507			1:52.940	2:00.998	1:56.300					
8	1:50.272	PIT EXIT			1:41.139*	1:52.663	1:57.393					
9		2:01.423			1:41.156	PIT EXIT	1:56.385					
10		1:51.744			1:49.642	2:09.898	1:55.132*					
11		1:52.035				1:46.808*	1:56.316					
12		1:51.454										
13		1:51.355										
14		1:50.387*										



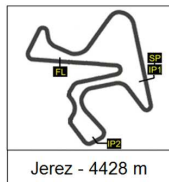


23 - 24 octubre 2021

1
b11

MASTERS ENDURANCE LEGENDS Qualifying Practice 2 ANALYSIS

Número	3		8		20		24		31		52		123		
	Vta	Sector	Vuelta	Sector	Vuelta	Sector	Vuelta	Sector	Vuelta	Sector	Vuelta	Sector	Vuelta		
1	IP1	46.937	46.937	54.946	54.946	51.465	51.465	54.211	54.211	48.317	48.317	49.951	49.951	58.946	58.946
	IP2	31.806	1:18.743	37.234	1:32.180	32.574	1:24.039	35.512	1:29.723	31.213	1:19.530	31.848	1:21.799	37.182	1:36.128
	FL	37.792	1:56.535	43.948	2:16.128	38.441	2:02.480	42.981	2:12.704	37.136	1:56.666	38.424	2:00.223	42.435	2:18.563
2	IP1	44.218	44.218	43.665	43.665	38.416	38.416	40.900	40.900	39.704	39.704	40.778	40.778	46.203	46.203
	IP2	32.832	1:17.050	32.240	1:15.905	29.295	1:07.711	30.692	1:11.592	29.479	1:09.183	30.063	1:10.841	35.097	1:21.300
	FL	38.727	1:55.777	37.785	1:53.690	34.602	1:42.313	36.541	1:48.133	35.516	1:44.699	36.476	1:47.317	40.971	2:02.271
3	IP1	42.311	42.311	42.869	42.869	38.252	38.252	40.474	40.474	39.479	39.479	41.149	41.149	45.121	45.121
	IP2	35.715	1:18.026	32.179	1:15.048	29.270	1:07.522	30.957	1:11.431	29.597	1:09.076	30.367	1:11.516	33.806	1:18.927
	FL	3:59.77	PIT EXIT	36.997	1:52.045	36.891	1:44.413	37.123	1:48.554	35.720	1:44.796	36.781	1:48.297	40.028	1:58.955
4	IP1	49.679	49.679	43.207	43.207	39.696	39.696	40.598	40.598	39.669	39.669	40.982	40.982	44.857	44.857
	IP2	31.664	1:21.343	32.273	1:15.480	29.443	1:09.139	30.899	1:11.497	30.703	1:10.372	30.386	1:11.368	33.380	1:18.237
	FL	38.087	1:59.430	36.961	1:52.441	34.778	1:43.917	36.447	1:47.944	37.806	1:48.178	36.625	1:47.993	39.149	1:57.386
5	IP1	42.106	42.106	42.204	42.204	38.771	38.771	39.896	39.896	39.204	39.204	40.830	40.830	43.795	43.795
	IP2	31.229	1:13.335	31.512	1:13.716	29.321	1:08.092	30.659	1:10.555	28.837	1:08.041	30.303	1:11.133	32.883	1:16.678
	FL	38.341	1:51.676	36.884	1:50.600	34.730	1:42.822	36.302	1:46.857	34.734	1:42.775	36.819	1:47.952	39.408	1:56.086
6	IP1	42.050	42.050	42.090	42.090	40.179	40.179	40.670	40.670	39.913	39.913	40.508	40.508	44.188	44.188
	IP2	31.312	1:13.362	31.585	1:13.675	31.572	1:11.751	30.701	1:11.371	29.635	1:09.548	30.118	1:10.626	33.261	1:17.449
	FL	37.671	1:51.033	37.151	1:50.826	-----	-----	36.654	1:48.025	1:56.61	PIT EXIT	36.473	1:47.099	38.864	1:56.313
7	IP1	41.697	41.697	48.709	48.709			49.283	49.283	46.833	46.833	48.628	48.628	43.966	43.966
	IP2	31.122	1:12.819	41.705	1:30.414			43.426	1:32.709	29.851	1:16.684	33.645	1:22.273	33.290	1:17.256
	FL	36.846	1:49.665	42.093	2:12.507			-----	-----	36.256	1:52.940	38.725	2:00.998	39.044	1:56.300
8	IP1	42.208	42.208	46.473	46.473					38.527	38.527	40.988	40.988	43.497	43.497
	IP2	31.287	1:13.495	31.898	1:18.371					28.252	1:06.779	30.648	1:11.636	33.999	1:17.496
	FL	36.777	1:50.272	1:59.33	PIT EXIT					34.360	1:41.139	41.027	1:52.663	39.897	1:57.393
9	IP1	48.304	48.304	51.830	51.830					38.313	38.313	41.179	41.179	44.489	44.489
	IP2	35.795	1:24.099	32.149	1:23.979					28.313	1:06.626	31.419	1:12.598	33.163	1:17.652
	FL	-----	-----	37.444	2:01.423					34.530	1:41.156	2:08.20	PIT EXIT	38.733	1:56.385
10	IP1			42.213	42.213					41.123	41.123	52.467	52.467	43.039	43.039
	IP2			32.057	1:14.270					30.930	1:12.053	38.609	1:31.076	32.997	1:16.036
	FL			37.474	1:51.744					37.589	1:49.642	38.822	2:09.898	39.096	1:55.132
11	IP1			42.461	42.461					38.607	38.607	40.568	40.568	43.986	43.986
	IP2			32.177	1:14.638					30.729	1:09.336	30.076	1:10.644	33.133	1:17.119
	FL			37.397	1:52.035					-----	-----	36.164	1:46.808	39.197	1:56.316
12	IP1			42.440	42.440							50.789	50.789	44.010	44.010
	IP2			31.666	1:14.106							39.082	1:29.871	33.724	1:17.734
	FL			37.348	1:51.454							-----	-----	-----	-----
13	IP1			42.424	42.424										
	IP2			31.800	1:14.224										
	FL			37.131	1:51.355										
14	IP1			42.300	42.300										
	IP2			31.546	1:13.846										
	FL			36.541	1:50.387										



b12

MASTERS ENDURANCE LEGENDS

Qualifying Practice 2

40 BEST LAPS

Dorsal	Piloto	Nat	Equipo	Maq.	Hora	Vuelta	Tiempo
31	Marco WERNER	GER	Nick PADMORE	Lotus LMP	17:05:58	8	1:41.139
31	Marco WERNER	GER	Nick PADMORE	Lotus LMP	17:07:39	9	1:41.156
20	Keith FRIESER	CAN		Zytek 09s	16:55:57	2	1:42.313
31	Marco WERNER	GER	Nick PADMORE	Lotus LMP	16:59:18	5	1:42.775
20	Keith FRIESER	CAN		Zytek 09s	17:01:08	5	1:42.822
20	Keith FRIESER	CAN		Zytek 09s	16:59:25	4	1:43.917
20	Keith FRIESER	CAN		Zytek 09s	16:57:42	3	1:44.413
31	Marco WERNER	GER	Nick PADMORE	Lotus LMP	16:54:02	2	1:44.699
31	Marco WERNER	GER	Nick PADMORE	Lotus LMP	16:55:47	3	1:44.796
52	Ron MAYDON	GBR	Craig DAVIES	Ligier JS P3	17:13:08	11	1:46.808
24	Mike FURNESS	GBR		Courage LC	17:00:55	5	1:46.857
52	Ron MAYDON	GBR	Craig DAVIES	Ligier JS P3	17:01:57	6	1:47.099
52	Ron MAYDON	GBR	Craig DAVIES	Ligier JS P3	16:54:45	2	1:47.317
24	Mike FURNESS	GBR		Courage LC	16:59:08	4	1:47.944
52	Ron MAYDON	GBR	Craig DAVIES	Ligier JS P3	17:00:09	5	1:47.952
52	Ron MAYDON	GBR	Craig DAVIES	Ligier JS P3	16:58:22	4	1:47.993
24	Mike FURNESS	GBR		Courage LC	17:02:43	6	1:48.025
24	Mike FURNESS	GBR		Courage LC	16:55:31	2	1:48.133
31	Marco WERNER	GER	Nick PADMORE	Lotus LMP	16:57:35	4	1:48.178
52	Ron MAYDON	GBR	Craig DAVIES	Ligier JS P3	16:56:34	3	1:48.297
24	Mike FURNESS	GBR		Courage LC	16:57:20	3	1:48.554
31	Marco WERNER	GER	Nick PADMORE	Lotus LMP	17:09:29	10	1:49.642
3	Jason WRIGHT	USA		Ferrari 458	17:08:33	7	1:49.665
3	Jason WRIGHT	USA		Ferrari 458	17:10:23	8	1:50.272
8	Chris ATKINSON	GBR	James HAGAN	Oreca FLM0	17:19:30	14	1:50.387
8	Chris ATKINSON	GBR	James HAGAN	Oreca FLM0	17:00:50	5	1:50.600
8	Chris ATKINSON	GBR	James HAGAN	Oreca FLM0	17:02:41	6	1:50.826
3	Jason WRIGHT	USA		Ferrari 458	17:06:43	6	1:51.033
8	Chris ATKINSON	GBR	James HAGAN	Oreca FLM0	17:17:39	13	1:51.355
8	Chris ATKINSON	GBR	James HAGAN	Oreca FLM0	17:15:48	12	1:51.454
3	Jason WRIGHT	USA		Ferrari 458	17:04:52	5	1:51.676
8	Chris ATKINSON	GBR	James HAGAN	Oreca FLM0	17:12:04	10	1:51.744
8	Chris ATKINSON	GBR	James HAGAN	Oreca FLM0	17:13:56	11	1:52.035
8	Chris ATKINSON	GBR	James HAGAN	Oreca FLM0	16:57:07	3	1:52.045
8	Chris ATKINSON	GBR	James HAGAN	Oreca FLM0	16:59:00	4	1:52.441
52	Ron MAYDON	GBR	Craig DAVIES	Ligier JS P3	17:05:50	8	1:52.663
31	Marco WERNER	GER	Nick PADMORE	Lotus LMP	17:04:17	7	1:52.940
8	Chris ATKINSON	GBR	James HAGAN	Oreca FLM0	16:55:15	2	1:53.690
123	Robert BLAIN	USA		Aston Marti	17:13:24	10	1:55.132
3	Jason WRIGHT	USA		Ferrari 458	16:55:43	2	1:55.777



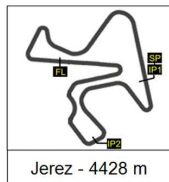


b13

MASTERS ENDURANCE LEGENDS Qualifying Practice 2 TOP FIVE LAPS

Piloto	Nat	Equipo	Top Five Laps				
31 Marco WERNER	GER	Nick PADMORE	1:41.139	1:41.156	1:42.775	1:44.699	1:44.796
20 Keith FRIESER	CAN		1:42.313	1:42.822	1:43.917	1:44.413	2:02.480
52 Ron MAYDON	GBR	Craig DAVIES	1:46.808	1:47.099	1:47.317	1:47.952	1:47.993
24 Mike FURNESS	GBR		1:46.857	1:47.944	1:48.025	1:48.133	1:48.554
3 Jason WRIGHT	USA		1:49.665	1:50.272	1:51.033	1:51.676	1:55.777
8 Chris ATKINSON	GBR	James HAGAN	1:50.387	1:50.600	1:50.826	1:51.355	1:51.454
123 Robert BLAIN	USA		1:55.132	1:56.086	1:56.300	1:56.313	1:56.316





b14

Jerez - 4428 m

23 - 24 octubre 2021

MASTERS ENDURANCE LEGENDS Qualifying Practice 2 40 BEST MAXIMUM SPEEDS

Dorsal	Piloto	Nat	Equipo	Maq.	Hora	Vuelta	Vmax
20	Keith FRIESER	CAN		Zytek 09s	16:54:53	1	245,2
20	Keith FRIESER	CAN		Zytek 09s	17:00:04	4	244,0
20	Keith FRIESER	CAN		Zytek 09s	16:56:35	2	243,9
20	Keith FRIESER	CAN		Zytek 09s	17:01:48	5	243,7
20	Keith FRIESER	CAN		Zytek 09s	16:58:21	3	243,2
8	Chris ATKINSON	GBR	James HAGAN	Oreca FLM0	17:18:22	13	233,2
8	Chris ATKINSON	GBR	James HAGAN	Oreca FLM0	17:14:39	11	232,8
24	Mike FURNESS	GBR		Courage LC	16:54:24	1	232,6
8	Chris ATKINSON	GBR	James HAGAN	Oreca FLM0	17:20:12	14	232,1
24	Mike FURNESS	GBR		Courage LC	16:56:12	2	231,9
24	Mike FURNESS	GBR		Courage LC	17:01:35	5	231,7
8	Chris ATKINSON	GBR	James HAGAN	Oreca FLM0	17:16:30	12	231,6
8	Chris ATKINSON	GBR	James HAGAN	Oreca FLM0	16:59:42	4	231,5
24	Mike FURNESS	GBR		Courage LC	16:59:48	4	231,5
8	Chris ATKINSON	GBR	James HAGAN	Oreca FLM0	17:12:47	10	231,4
8	Chris ATKINSON	GBR	James HAGAN	Oreca FLM0	16:57:50	3	231,2
8	Chris ATKINSON	GBR	James HAGAN	Oreca FLM0	17:05:40	7	231,2
31	Marco WERNER	GER	Nick PADMORE	Lotus LMP	17:10:07	10	231,2
24	Mike FURNESS	GBR		Courage LC	16:57:60	3	231,0
8	Chris ATKINSON	GBR	James HAGAN	Oreca FLM0	17:01:32	5	230,6
8	Chris ATKINSON	GBR	James HAGAN	Oreca FLM0	17:10:55	9	230,2
8	Chris ATKINSON	GBR	James HAGAN	Oreca FLM0	16:55:58	2	229,3
20	Keith FRIESER	CAN		Zytek 09s	16:53:04	0	229,3
31	Marco WERNER	GER	Nick PADMORE	Lotus LMP	17:06:36	8	228,9
31	Marco WERNER	GER	Nick PADMORE	Lotus LMP	17:04:55	7	228,6
8	Chris ATKINSON	GBR	James HAGAN	Oreca FLM0	16:54:05	1	228,5
31	Marco WERNER	GER	Nick PADMORE	Lotus LMP	16:58:14	4	228,3
31	Marco WERNER	GER	Nick PADMORE	Lotus LMP	16:54:42	2	228,1
31	Marco WERNER	GER	Nick PADMORE	Lotus LMP	16:52:57	1	227,8
31	Marco WERNER	GER	Nick PADMORE	Lotus LMP	16:59:58	5	227,2
31	Marco WERNER	GER	Nick PADMORE	Lotus LMP	16:56:27	3	226,7
31	Marco WERNER	GER	Nick PADMORE	Lotus LMP	17:03:11	6	226,7
8	Chris ATKINSON	GBR	James HAGAN	Oreca FLM0	17:09:03	8	226,6
123	Robert BLAIN	USA		Aston Marti	17:12:12	9	225,5
123	Robert BLAIN	USA		Aston Marti	17:10:17	8	225,2
123	Robert BLAIN	USA		Aston Marti	17:02:30	4	225,1
123	Robert BLAIN	USA		Aston Marti	17:16:04	11	223,7
123	Robert BLAIN	USA		Aston Marti	17:00:34	3	223,6
31	Marco WERNER	GER	Nick PADMORE	Lotus LMP	17:08:20	9	222,5
3	Jason WRIGHT	USA		Ferrari 458	16:54:32	1	221,6

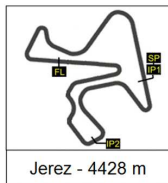




b15

MASTERS ENDURANCE LEGENDS Qualifying Practice 2 TOP FIVE MAXIMUM SPEEDS

Piloto	Nat	Equipo	Top Five Vmax				
20 Keith FRIESER	CAN		245,2	244,0	243,9	243,7	243,2
8 Chris ATKINSON	GBR	James HAGAN	233,2	232,8	232,1	231,6	231,5
24 Mike FURNESS	GBR		232,6	231,9	231,7	231,5	231,0
31 Marco WERNER	GER	Nick PADMORE	231,2	228,9	228,6	228,3	228,1
123 Robert BLAIN	USA		225,5	225,2	225,1	223,7	223,6
3 Jason WRIGHT	USA		221,6	221,6	221,0	220,5	220,5
52 Ron MAYDON	GBR	Craig DAVIES	217,7	217,5	217,4	216,5	216,0



b16

MASTERS ENDURANCE LEGENDS

Race 1

STARTING GRID



	2		
1	20	Keith FRIESER	1:37.771
	4		
2	8	Chris ATKINSON	1:43.217
	6		
3	24	Mike FURNESS	1:46.857
	8		
4	123	Robert BLAIN	1:55.132

	1		
008	Christophe D'ANSEMBOURG	1:37.075	
	3		
31	Marco WERNER	1:37.940	
	5		
52	Ron MAYDON	1:46.808	
	7		
3	Jason WRIGHT	1:48.185	

STEWARDS

RACE DIRECTOR

TIMEKEEPER

