

a23

## GT3 CUP Qualifying Practice 2 PRACTICE RESULTS

CONDICIONES ATMOSFERICAS: **Soleado**ESTADO DE LA PISTA: **Seca**

Ord.	#	Piloto	Licencia	Club	Marca	NV	VR	Tiempo	Gap	Intv	VMax
1	27	p José RODRIGUES	POR	José Rodrigues	Porsche 911	10	10	<b>1:51.488</b>	----	----	<b>218,9</b>
2	5	p Francisco CARVALHO	POR	Francisco Carvalho	Porsche 911	12	11	<b>1:52.602</b>	1.114	1.114	<b>220,5</b>
3	97	p Vasco BARROS	POR	VLB Racing	Porsche 911	10	5	<b>1:52.632</b>	1.144	0.030	<b>221,4</b>
4	3	a Francisco CRUZ*	POR	Alexandre Martins	Porsche 911	11	10	<b>1:53.583</b>	2.095	0.951	<b>219,0</b>
5	12	g Jorge AREIA	POR	Jorge Areia	Porsche 911	11	4	<b>1:55.000</b>	3.512	1.417	<b>218,8</b>
6	72	a José BARROS	POR	MDriving Racing Team	Porsche 911	11	11	<b>1:56.253</b>	4.765	1.253	<b>214,8</b>
7	92	a René QUINTANEIRO	POR	Monteiros Competições	Porsche 911	5	5	<b>1:56.378</b>	4.890	0.125	<b>218,2</b>
8	11	g João PARREIRA	POR	Revislogos	Porsche 911	11	10	<b>1:56.823</b>	5.335	0.445	<b>216,1</b>
9	96	a CAETANOVICH*	POR	MDriving Racing Team	Porsche 911	10	10	<b>1:57.516</b>	6.028	0.693	<b>214,6</b>
10	43	p Mario SILVA	POR	MDriving Racing Team	Porsche 911	2	2	<b>1:57.556</b>	6.068	0.040	<b>216,7</b>
11	33	g Rui Nuno SILVA	POR	Monteiros Competições	Porsche 911	11	11	<b>1:57.595</b>	6.107	0.039	<b>214,3</b>
12	17	a Diogo ROCHA*	POR	Diogo Rocha	Porsche 911	9	9	<b>1:59.208</b>	7.720	1.613	<b>214,4</b>
13	19	g Pedro BRANCO	POR	Pedro Branco	Porsche 911	11	10	<b>1:59.498</b>	8.010	0.290	<b>214,0</b>
14	77	g José ROCHA	POR	José Rocha	Porsche 911	11	5	<b>1:59.942</b>	8.454	0.444	<b>217,7</b>
15	99	p Carlos VIEIRA	POR	Carlos Vieira	Porsche 911	11	11	<b>2:01.365</b>	9.877	1.423	<b>221,5</b>
16	66	a João POSSER*	POR	Miguel Caetano	Porsche 911	10	4	<b>2:01.929</b>	10.441	0.564	<b>215,4</b>
17	23	g Álvaro RAMOS*	POR	João Vieira	Porsche 911	7	4	<b>2:02.327</b>	10.839	0.398	<b>214,2</b>
18	9	g José OLIVEIRA	POR	José Oliveira	Porsche 911	6	4	<b>2:14.289</b>	22.801	11.962	<b>207,8</b>

Tiempo Mínimo para Clasificar.- 2:24.934

Porcentaje para Clasificar: 130%


Circuito de Jerez, 23 DE OCTUBRE DE 2021

STEWARDS	RACE DIRECTOR	TIMEKEEPER
Hora:	Hora:	RESULTADOS PUBLICADOS A LAS 16:05 HORAS

LiveTiming: [live.crono-jerez.com](http://live.crono-jerez.com)

Pág 1 de 1





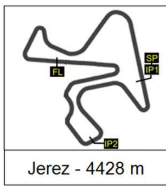
a24

## GT3 CUP Qualifying Practice 2 LAP BY LAP

Vuelta	3	5	9	11	12	17	19	23	27	33	43	66
1	2:17.709	2:10.496	PIT EXIT	2:20.726	2:24.348	2:24.607	2:19.009	2:19.097	2:24.922	2:22.984		2:18.864
2	PIT EXIT	2:03.234	PIT EXIT	PIT EXIT	PIT EXIT	PIT EXIT	PIT EXIT	PIT EXIT	PIT EXIT	PIT EXIT	1:57.556*	PIT EXIT
3		PIT EXIT	2:20.437	2:07.592	2:03.308	2:14.680	2:19.474	2:09.735		2:06.372		2:10.372
4	1:54.236	2:06.560	2:14.289*	2:01.176	1:55.000*	PIT EXIT	2:03.490	2:02.327*		1:59.314		2:01.929*
5		1:59.929	PIT EXIT	2:02.321	1:55.468	2:10.635	2:03.003	2:02.565		1:59.144		2:06.309
6	PIT EXIT	1:54.897	2:18.446	PIT EXIT	PIT EXIT	PIT EXIT	PIT EXIT	PIT EXIT	PIT EXIT	PIT EXIT		PIT EXIT
7	2:11.102	PIT EXIT		2:09.221	2:13.101	2:07.852	2:14.361	2:12.970	2:15.876	2:10.377		2:13.903
8	PIT EXIT	2:04.608		PIT EXIT	PIT EXIT		PIT EXIT		PIT EXIT	PIT EXIT		PIT EXIT
9	2:03.763	PIT EXIT		2:04.950	2:01.476	1:59.208*	2:11.569		2:03.942	2:07.921		2:26.902
10	1:53.583*			1:56.823*	1:55.062		1:59.498*		1:51.488*	1:58.608		2:04.471
11	1:55.600	1:52.602*		2:01.791	1:57.717		2:00.428			1:57.595*		
12		2:00.384										

Vuelta	72	77	92	96	97	99						
1	2:10.895	2:30.704	2:25.139	2:28.749	2:11.585	2:12.167						
2	PIT EXIT	PIT EXIT	PIT EXIT	PIT EXIT	PIT EXIT	PIT EXIT						
3	2:08.843	2:15.611	2:06.288	2:17.891	2:07.750	2:07.459						
4	1:58.415	2:00.860	1:57.001	2:11.479	1:52.812	2:02.773						
5	1:56.324	1:59.942*	1:56.378*	PIT EXIT	1:52.632*							
6	PIT EXIT	PIT EXIT		2:08.381	PIT EXIT	PIT EXIT						
7	2:07.536	2:14.209		PIT EXIT	2:05.873							
8	PIT EXIT	PIT EXIT		2:08.311	PIT EXIT	PIT EXIT						
9	2:06.704	2:13.194			2:00.922	2:08.548						
10	1:57.780	2:01.774		1:57.516*	1:53.278							
11	1:56.253*	2:01.150				2:01.365*						



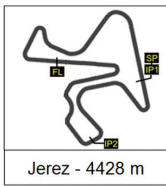


23 - 24 octubre 2021

1  
a25

## GT3 CUP Qualifying Practice 2 ANALYSIS

Número	3		5		9		11		12		17		19		
	Vta	Sector	Vuelta	Sector	Vuelta	Sector	Vuelta	Sector	Vuelta	Sector	Vuelta	Sector	Vuelta		
1	IP1	56.243	56.243	54.279	54.279	59.945	59.945	58.077	58.077	1:02.86	1:02.863	1:01.50	1:01.505	55.104	55.104
	IP2	35.525	1:31.768	35.769	1:30.048	41.583	1:41.528	40.250	1:38.327	40.596	1:43.459	40.700	1:42.205	42.202	1:37.306
	FL	45.941	<b>2:17.709</b>	40.448	<b>2:10.496</b>	1:06.63	PIT EXIT	42.399	<b>2:20.726</b>	40.889	<b>2:24.348</b>	42.402	<b>2:24.607</b>	41.703	<b>2:19.009</b>
2	IP1	59.174	59.174	44.317	44.317	1:00.16	1:00.168	46.673	46.673	45.018	45.018	6:10.21	6:10.213	51.609	51.609
	IP2	42.199	1:41.373	32.862	1:17.179	45.226	1:45.394	33.954	1:20.627	33.286	1:18.304	42.112	6:52.325	41.200	1:32.809
	FL	4:17.77	PIT EXIT	46.055	<b>2:03.234</b>	5:39.51	PIT EXIT	6:37.97	PIT EXIT	6:33.04	PIT EXIT	4:21.60	PIT EXIT	6:28.68	PIT EXIT
3	IP1	1:02.12	1:02.128	59.339	59.339	56.145	56.145	52.853	52.853	51.543	51.543	56.389	56.389	56.417	56.417
	IP2	33.446	1:35.574	40.421	1:39.760	39.300	1:35.445	34.176	1:27.029	33.109	1:24.652	36.667	1:33.056	39.414	1:35.831
	FL	1:22.02		5:08.98	PIT EXIT	44.992	<b>2:20.437</b>	40.563	<b>2:07.592</b>	38.656	<b>2:03.308</b>	41.624	<b>2:14.680</b>	43.643	<b>2:19.474</b>
4	IP1			52.410	52.410	53.255	53.255	46.442	46.442	44.077	44.077	49.630	49.630	47.604	47.604
	IP2	<b>32.060</b>	<b>32.060</b>	34.751	1:27.161	37.735	1:30.990	35.046	1:21.488	32.434	1:16.511	38.084	1:27.714	34.693	1:22.297
	FL	38.510	<b>1:54.236</b>	39.399	<b>2:06.560</b>	<b>43.299</b>	<b>2:14.289</b>	39.688	<b>2:01.176</b>	38.489	<b>1:55.000</b>	4:22.79	PIT EXIT	41.193	<b>2:03.490</b>
5	IP1	44.446	44.446	46.329	46.329	<b>49.097</b>	<b>49.097</b>	46.065	46.065	44.328	44.328	55.434	55.434	46.857	46.857
	IP2	32.438	1:16.884	34.204	1:20.533	<b>37.584</b>	<b>1:26.681</b>	34.175	1:20.240	32.536	1:16.864	35.000	1:30.434	34.742	1:21.599
	FL	1:32.61		39.396	<b>1:59.929</b>	5:07.75	PIT EXIT	42.081	<b>2:02.321</b>	38.604	<b>1:55.468</b>	<b>40.201</b>	<b>2:10.635</b>	41.404	<b>2:03.003</b>
6	IP1			43.577	43.577	56.367	56.367	57.696	57.696	53.309	53.309	<b>45.893</b>	<b>45.893</b>	1:07.67	1:07.676
	IP2	51.742	51.742	32.203	1:15.780	37.959	1:34.326	40.096	1:37.792	52.029	1:45.338	35.583	1:21.476	43.861	1:51.537
	FL	3:47.41	PIT EXIT	39.117	<b>1:54.897</b>	44.120	<b>2:18.446</b>	3:21.25	PIT EXIT	3:28.23	PIT EXIT	7:59.25	PIT EXIT	2:29.51	PIT EXIT
7	IP1	54.782	54.782	55.355	55.355	52.489	52.489	54.536	54.536	55.835	55.835	52.065	52.065	54.584	54.584
	IP2	34.688	1:29.470	41.770	1:37.125	46.515	1:39.004	33.950	1:28.486	34.244	1:30.079	34.397	1:26.462	35.550	1:30.134
	FL	41.632	<b>2:11.102</b>	2:52.85	PIT EXIT		-----	40.735	<b>2:09.221</b>	43.022	<b>2:13.101</b>	41.390	<b>2:07.852</b>	44.227	<b>2:14.361</b>
8	IP1	44.011	44.011	51.771	51.771			45.364	45.364	44.350	44.350	45.943	45.943	46.386	46.386
	IP2	36.395	1:20.406	34.154	1:25.925			33.120	1:18.484	32.575	1:16.925	33.841	1:19.784	<b>33.991</b>	1:20.377
	FL	7:53.14	PIT EXIT	38.683	<b>2:04.608</b>			7:57.25	PIT EXIT	8:17.98	PIT EXIT	1:25.26		8:22.14	PIT EXIT
9	IP1	51.922	51.922	43.083	43.083			51.558	51.558	49.501	49.501			53.854	53.854
	IP2	33.446	1:25.368	32.188	1:15.271			33.209	1:24.767	33.102	1:22.603	<b>33.522</b>	<b>33.522</b>	35.300	1:29.154
	FL	38.395	<b>2:03.763</b>	8:26.39	PIT EXIT			40.183	<b>2:04.950</b>	38.873	<b>2:01.476</b>	40.220	<b>1:59.208</b>	42.415	<b>2:11.569</b>
10	IP1	<b>43.370</b>	<b>43.370</b>	49.788	49.788			44.764	44.764	<b>43.927</b>	<b>43.927</b>			<b>46.051</b>	<b>46.051</b>
	IP2	32.384	1:15.754	34.215	1:24.003			33.459	1:18.223	32.671	1:16.598			34.048	<b>1:20.099</b>
	FL	<b>37.829</b>	<b>1:53.583</b>	1:22.98				<b>38.600</b>	<b>1:56.823</b>	<b>38.464</b>	<b>1:55.062</b>		-----	39.399	<b>1:59.498</b>
11	IP1	43.678	43.678					<b>44.193</b>	<b>44.193</b>	43.947	43.947			46.677	46.677
	IP2	32.720	1:16.398	<b>32.044</b>	<b>32.044</b>			<b>32.523</b>	<b>1:16.716</b>	<b>32.346</b>	<b>1:16.293</b>			34.369	1:21.046
	FL	39.202	<b>1:55.600</b>	<b>37.623</b>	<b>1:52.602</b>			45.075	<b>2:01.791</b>	41.424	<b>1:57.717</b>			<b>39.382</b>	<b>2:00.428</b>
12	IP1			<b>42.767</b>	<b>42.767</b>										
	IP2			32.217	1:14.984										
	FL		-----	45.400	<b>2:00.384</b>										

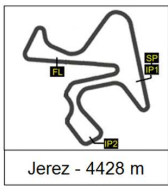


23 - 24 octubre 2021

2  
a25

## GT3 CUP Qualifying Practice 2 ANALYSIS

Número	23		27		33		43		66		72		77		
	Vta	Sector	Vuelta	Sector	Vuelta	Sector	Vuelta	Sector	Vuelta	Sector	Vuelta	Sector	Vuelta		
1	IP1	58.518	58.518	1:03.93	1:03.939	1:00.59	1:00.597	<b>52.587</b>	<b>52.587</b>	55.530	55.530	55.328	55.328	1:03.58	1:03.582
	IP2	37.997	1:36.515	40.729	1:44.668	39.223	1:39.820	34.746	1:27.333	42.365	1:37.895	35.357	1:30.685	41.755	1:45.337
	FL	42.582	<b>2:19.097</b>	40.254	<b>2:24.922</b>	43.164	<b>2:22.984</b>	1:25.54		40.969	<b>2:18.864</b>	40.210	<b>2:10.895</b>	45.367	<b>2:30.704</b>
2	IP1	47.622	47.622	43.591	43.591	50.351	50.351			52.455	52.455	54.035	54.035	54.760	54.760
	IP2	39.115	1:26.737	32.752	1:16.343	34.257	1:24.608	<b>32.981</b>	<b>32.981</b>	40.416	1:32.871	45.161	1:39.196	41.123	1:35.883
	FL	6:10.45	PIT EXIT	6:34.17	PIT EXIT	6:36.92	PIT EXIT	<b>39.620</b>	<b>1:57.556</b>	6:13.97	PIT EXIT	5:38.84	PIT EXIT	6:06.64	PIT EXIT
3	IP1	53.957	53.957	52.914	52.914	52.331	52.331			54.692	54.692	54.259	54.259	57.818	57.818
	IP2	35.793	1:29.750	32.637	1:25.551	34.339	1:26.670			35.597	1:30.289	34.829	1:29.088	35.527	1:33.345
	FL	<b>39.985</b>	<b>2:09.735</b>	1:21.00		39.702	<b>2:06.372</b>			<b>40.083</b>	<b>2:10.372</b>	39.755	<b>2:08.843</b>	42.266	<b>2:15.611</b>
4	IP1	46.690	46.690			46.380	46.380			<b>44.896</b>	<b>44.896</b>	44.632	44.632	46.542	46.542
	IP2	35.320	1:22.010	<b>31.480</b>	<b>31.480</b>	33.391	1:19.771			<b>33.258</b>	<b>1:18.154</b>	34.362	1:18.994	34.639	1:21.181
	FL	40.317	<b>2:02.327</b>	1:20.00		39.543	<b>1:59.314</b>			43.775	<b>2:01.929</b>	39.421	<b>1:58.415</b>	39.679	<b>2:00.860</b>
5	IP1	<b>46.591</b>	<b>46.591</b>			<b>45.241</b>	<b>45.241</b>			45.313	45.313	44.303	44.303	46.388	46.388
	IP2	<b>34.751</b>	<b>1:21.342</b>	31.685	31.685	33.674	1:18.915			33.881	1:19.194	33.300	1:17.603	34.143	1:20.531
	FL	41.223	<b>2:02.565</b>	1:39.14		40.229	<b>1:59.144</b>			47.115	<b>2:06.309</b>	<b>38.721</b>	<b>1:56.324</b>	<b>39.411</b>	<b>1:59.942</b>
6	IP1	57.459	57.459			56.160	56.160			56.522	56.522	56.832	56.832	54.188	54.188
	IP2	42.525	1:39.984	51.148	51.148	40.247	1:36.407			40.628	1:37.150	40.746	1:37.578	41.012	1:35.200
	FL	3:21.45	PIT EXIT	3:28.34	PIT EXIT	3:25.79	PIT EXIT			3:30.25	PIT EXIT	3:02.04	PIT EXIT	3:24.07	PIT EXIT
7	IP1	55.968	55.968	55.645	55.645	54.569	54.569			57.551	57.551	51.693	51.693	56.113	56.113
	IP2	36.112	1:32.080	35.023	1:30.668	34.155	1:28.724			36.062	1:33.613	33.989	1:25.682	34.912	1:31.025
	FL	40.890	<b>2:12.970</b>	45.208	<b>2:15.876</b>	41.653	<b>2:10.377</b>			40.290	<b>2:13.903</b>	41.854	<b>2:07.536</b>	43.184	<b>2:14.209</b>
8	IP1	49.326	49.326	50.200	50.200	45.668	45.668			45.644	45.644	45.199	45.199	47.123	47.123
	IP2	46.755	1:36.081	32.804	1:23.004	35.184	1:20.852			41.442	1:27.086	33.333	1:18.532	36.566	1:23.689
	FL			8:04.21	PIT EXIT	8:04.28	PIT EXIT			7:50.21	PIT EXIT	8:30.50	PIT EXIT	8:07.32	PIT EXIT
9	IP1			49.685	49.685	53.985	53.985			1:05.18	1:05.182	53.036	53.036	56.541	56.541
	IP2			36.255	1:25.940	34.270	1:28.255			38.929	1:44.111	34.196	1:27.232	35.489	1:32.030
	FL			38.002	<b>2:03.942</b>	39.666	<b>2:07.921</b>			42.791	<b>2:26.902</b>	39.472	<b>2:06.704</b>	41.164	<b>2:13.194</b>
10	IP1			<b>42.654</b>	<b>42.654</b>	45.510	45.510			46.172	46.172	44.808	44.808	<b>46.069</b>	<b>46.069</b>
	IP2			31.655	1:14.309	33.533	1:19.043			35.424	1:21.596	33.771	1:18.579	34.865	1:20.934
	FL			<b>37.179</b>	<b>1:51.488</b>	39.565	<b>1:58.608</b>			42.875	<b>2:04.471</b>	39.201	<b>1:57.780</b>	40.840	<b>2:01.774</b>
11	IP1			44.552	44.552	45.258	45.258			46.723	46.723	<b>44.113</b>	<b>44.113</b>	46.303	46.303
	IP2			33.172	1:17.724	<b>33.157</b>	<b>1:18.415</b>			37.187	1:23.910	<b>32.893</b>	<b>1:17.006</b>	<b>33.771</b>	<b>1:20.074</b>
	FL					<b>39.180</b>	<b>1:57.595</b>					39.247	<b>1:56.253</b>	41.076	<b>2:01.150</b>
12	IP1														
	IP2														
	FL														



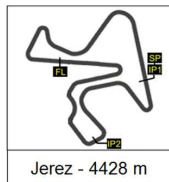
23 - 24 octubre 2021

3  
a25

## GT3 CUP Qualifying Practice 2 ANALYSIS

Número	92		96		97		99		0		0		0	
	Vta	Sector	Vuelta	Sector	Vuelta	Sector	Vuelta	Sector	Vuelta	Sector	Vuelta	Sector	Vuelta	
1	IP1	1:02.79	1:02.795	1:01.03	1:01.037	54.342	54.342	55.070	55.070					
	IP2	39.104	1:41.899	41.816	1:42.853	35.587	1:29.929	35.374	1:30.444					
	FL	43.240	<b>2:25.139</b>	45.896	<b>2:28.749</b>	41.656	<b>2:11.585</b>	41.723	<b>2:12.167</b>					
2	IP1	50.179	50.179	46.088	46.088	46.107	46.107	47.103	47.103					
	IP2	33.857	1:24.036	36.195	1:22.283	36.762	1:22.869	34.110	1:21.213					
	FL	6:36.85	<b>PIT EXIT</b>	6:28.15	<b>PIT EXIT</b>	6:00.01	<b>PIT EXIT</b>	6:30.11	<b>PIT EXIT</b>					
3	IP1	52.843	52.843	59.318	59.318	49.311	49.311	49.450	49.450					
	IP2	34.183	1:27.026	34.987	1:34.305	32.429	1:21.740	32.576	1:22.026					
	FL	39.262	<b>2:06.288</b>	43.586	<b>2:17.891</b>	46.010	<b>2:07.750</b>	45.433	<b>2:07.459</b>					
4	IP1	44.620	44.620	49.885	49.885	43.239	43.239	50.056	50.056					
	IP2	<b>33.082</b>	1:17.702	37.576	1:27.461	<b>31.825</b>	1:15.064	33.449	1:23.505					
	FL	39.299	<b>1:57.001</b>	44.018	<b>2:11.479</b>	37.748	<b>1:52.812</b>	<b>39.268</b>	<b>2:02.773</b>					
5	IP1	<b>44.235</b>	<b>44.235</b>	<b>44.826</b>	<b>44.826</b>	<b>42.996</b>	<b>42.996</b>	43.164	43.164					
	IP2	33.187	<b>1:17.422</b>	33.090	1:17.916	32.053	<b>1:15.049</b>	35.722	1:18.886					
	FL	<b>38.956</b>	<b>1:56.378</b>	5:38.45	<b>PIT EXIT</b>	<b>37.583</b>	<b>1:52.632</b>	1:27.58						
6	IP1	53.779	53.779	54.837	54.837	50.330	50.330							
	IP2	40.411	1:34.190	33.983	1:28.820	51.458	1:41.788	47.540	47.540					
	FL		-----	39.561	<b>2:08.381</b>	3:31.75	<b>PIT EXIT</b>	3:19.54	<b>PIT EXIT</b>					
7	IP1			47.010	47.010	51.168	51.168	52.589	52.589					
	IP2			40.159	1:27.169	33.700	1:24.868	35.134	1:27.723					
	FL			7:40.19	<b>PIT EXIT</b>	41.005	<b>2:05.873</b>	1:34.54						
8	IP1			54.783	54.783	43.113	43.113							
	IP2			34.207	1:28.990	32.792	1:15.905	31.789	31.789					
	FL			<b>39.321</b>	<b>2:08.311</b>	8:18.33	<b>PIT EXIT</b>	8:17.23	<b>PIT EXIT</b>					
9	IP1			45.047	45.047	50.060	50.060	49.305	49.305					
	IP2			33.113	1:18.160	32.425	1:22.485	35.139	1:24.444					
	FL			1:24.96		38.437	<b>2:00.922</b>	44.104	<b>2:08.548</b>					
10	IP1					43.155	43.155	<b>42.613</b>	<b>42.613</b>					
	IP2			<b>32.995</b>	<b>32.995</b>	31.982	1:15.137	31.808	1:14.421					
	FL			39.363	<b>1:57.516</b>	38.141	<b>1:53.278</b>	1:19.32						
11	IP1					44.026	44.026							
	IP2					33.091	1:17.117	<b>31.653</b>	<b>31.653</b>					
	FL				-----		-----	47.328	<b>2:01.365</b>					
12	IP1													
	IP2													
	FL													






a26

## GT3 CUP Qualifying Practice 2 40 BEST LAPS

Dorsal	Piloto	Nat	Equipo	Maq.	Hora	Vuelta	Tiempo
27	José RODRIGUES	POR	José Rodrigues	Porsche 91	15:57:21	10	1:51.488
5	Francisco CARVALHO	POR	Francisco Carvalho	Porsche 91	15:57:30	11	1:52.602
97	Vasco BARROS	POR	VLB Racing	Porsche 91	15:36:36	5	1:52.632
97	Vasco BARROS	POR	VLB Racing	Porsche 91	15:34:44	4	1:52.812
97	Vasco BARROS	POR	VLB Racing	Porsche 91	15:57:24	10	1:53.278
3	Francisco CRUZ*	POR	Alexandre Martins	Porsche 91	15:57:26	10	1:53.583
3	Francisco CRUZ*	POR	Alexandre Martins	Porsche 91	15:34:35	4	1:54.236
5	Francisco CARVALHO	POR	Francisco Carvalho	Porsche 91	15:37:17	6	1:54.897
12	Jorge AREIA	POR	Jorge Areia	Porsche 91	15:34:35	4	1:55.000
12	Jorge AREIA	POR	Jorge Areia	Porsche 91	15:57:28	10	1:55.062
12	Jorge AREIA	POR	Jorge Areia	Porsche 91	15:36:30	5	1:55.468
3	Francisco CRUZ*	POR	Alexandre Martins	Porsche 91	15:59:21	11	1:55.600
72	José BARROS	POR	MDriving Racing Team	Porsche 91	15:59:48	11	1:56.253
72	José BARROS	POR	MDriving Racing Team	Porsche 91	15:37:11	5	1:56.324
92	Rene QUINTANEIRO	POR	Monteiros Competições	Porsche 91	15:36:57	5	1:56.378
11	João PARREIRA	POR	Revislogos	Porsche 91	15:57:24	10	1:56.823
92	Rene QUINTANEIRO	POR	Monteiros Competições	Porsche 91	15:35:00	4	1:57.001
96	CAETANOVICH*	POR	MDriving Racing Team	Porsche 91	15:59:59	10	1:57.516
43	Mario SILVA	POR	MDriving Racing Team	Porsche 91	15:35:23	2	1:57.556
33	Rui Nuno SILVA	POR	Monteiros Competições	Porsche 91	15:59:45	11	1:57.595
12	Jorge AREIA	POR	Jorge Areia	Porsche 91	15:59:26	11	1:57.717
72	José BARROS	POR	MDriving Racing Team	Porsche 91	15:57:52	10	1:57.780
72	José BARROS	POR	MDriving Racing Team	Porsche 91	15:35:15	4	1:58.415
33	Rui Nuno SILVA	POR	Monteiros Competições	Porsche 91	15:57:47	10	1:58.608
33	Rui Nuno SILVA	POR	Monteiros Competições	Porsche 91	15:37:03	5	1:59.144
17	Diogo ROCHA*	POR	Diogo Rocha	Porsche 91	15:59:45	9	1:59.208
33	Rui Nuno SILVA	POR	Monteiros Competições	Porsche 91	15:35:04	4	1:59.314
19	Pedro BRANCO	POR	Pedro Branco	Porsche 91	15:58:00	10	1:59.498
5	Francisco CARVALHO	POR	Francisco Carvalho	Porsche 91	15:35:22	5	1:59.929
77	José ROCHA	POR	José Rocha	Porsche 91	15:36:55	5	1:59.942
5	Francisco CARVALHO	POR	Francisco Carvalho	Porsche 91	15:59:30	12	2:00.384
19	Pedro BRANCO	POR	Pedro Branco	Porsche 91	16:00:01	11	2:00.428
77	José ROCHA	POR	José Rocha	Porsche 91	15:34:55	4	2:00.860
97	Vasco BARROS	POR	VLB Racing	Porsche 91	15:55:31	9	2:00.922
77	José ROCHA	POR	José Rocha	Porsche 91	15:59:55	11	2:01.150
11	João PARREIRA	POR	Revislogos	Porsche 91	15:34:56	4	2:01.176
99	Carlos VIEIRA	POR	Carlos Vieira	Porsche 91	15:59:38	11	2:01.365
12	Jorge AREIA	POR	Jorge Areia	Porsche 91	15:55:33	9	2:01.476
77	José ROCHA	POR	José Rocha	Porsche 91	15:57:54	10	2:01.774
11	João PARREIRA	POR	Revislogos	Porsche 91	15:59:25	11	2:01.791



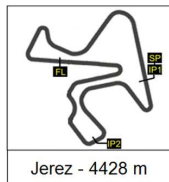


a27

## GT3 CUP Qualifying Practice 2 TOP FIVE LAPS

Piloto	Nat	Equipo	Top Five Laps				
27 José RODRIGUES	POR	José Rodrigues	1:51.488	2:03.942	2:15.876	2:24.922	PIT EXIT
5 Francisco CARVALHO	POR	Francisco Carvalho	1:52.602	1:54.897	1:59.929	2:00.384	2:03.234
97 Vasco BARROS	POR	VLB Racing	1:52.632	1:52.812	1:53.278	2:00.922	2:05.873
3 Francisco CRUZ*	POR	Alexandre Martins	1:53.583	1:54.236	1:55.600	2:03.763	2:11.102
12 Jorge AREIA	POR	Jorge Areia	1:55.000	1:55.062	1:55.468	1:57.717	2:01.476
72 José BARROS	POR	MDriving Racing Team	1:56.253	1:56.324	1:57.780	1:58.415	2:06.704
92 Rene QUINTANEIRO	POR	Monteiros Competições	1:56.378	1:57.001	2:06.288	2:25.139	PIT EXIT
11 João PARREIRA	POR	Revislogos	1:56.823	2:01.176	2:01.791	2:02.321	2:04.950
96 CAETANOVICH*	POR	MDriving Racing Team	1:57.516	2:08.311	2:08.381	2:11.479	2:17.891
43 Mario SILVA	POR	MDriving Racing Team	1:57.556	PIT EXIT			
33 Rui Nuno SILVA	POR	Monteiros Competições	1:57.595	1:58.608	1:59.144	1:59.314	2:06.372
17 Diogo ROCHA*	POR	Diogo Rocha	1:59.208	2:07.852	2:10.635	2:14.680	2:24.607
19 Pedro BRANCO	POR	Pedro Branco	1:59.498	2:00.428	2:03.003	2:03.490	2:11.569
77 José ROCHA	POR	José Rocha	1:59.942	2:00.860	2:01.150	2:01.774	2:13.194
99 Carlos VIEIRA	POR	Carlos Vieira	2:01.365	2:02.773	2:07.459	2:08.548	2:12.167
66 João POSSER*	POR	Miguel Caetano	2:01.929	2:04.471	2:06.309	2:10.372	2:13.903
23 Álvaro RAMOS*	POR	João Vieira	2:02.327	2:02.565	2:09.735	2:12.970	2:19.097
9 José OLIVEIRA	POR	José Oliveira	2:14.289	2:18.446	2:20.437	PIT EXIT	PIT EXIT





a28

## GT3 CUP

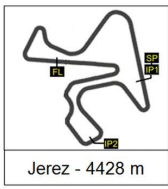
### Qualifying Practice 2

### 40 BEST MAXIMUM SPEEDS

Dorsal	Piloto	Nat	Equipo	Maq.	Hora	Vuelta	Vmax
99	Carlos VIEIRA	POR	Carlos Vieira	Porsche 91	15:44:47	7	221,5
97	Vasco BARROS	POR	VLB Racing	Porsche 91	15:56:14	9	221,4
97	Vasco BARROS	POR	VLB Racing	Porsche 91	15:44:39	7	221,0
97	Vasco BARROS	POR	VLB Racing	Porsche 91	15:58:08	10	220,6
5	Francisco CARVALHO	POR	Francisco Carvalho	Porsche 91	15:58:13	11	220,5
99	Carlos VIEIRA	POR	Carlos Vieira	Porsche 91	15:58:19	10	220,5
5	Francisco CARVALHO	POR	Francisco Carvalho	Porsche 91	15:44:35	8	220,3
97	Vasco BARROS	POR	VLB Racing	Porsche 91	15:33:34	3	219,9
99	Carlos VIEIRA	POR	Carlos Vieira	Porsche 91	15:56:28	9	219,7
97	Vasco BARROS	POR	VLB Racing	Porsche 91	15:35:27	4	219,5
3	Francisco CRUZ*	POR	Alexandre Martins	Porsche 91	15:56:16	9	219,0
99	Carlos VIEIRA	POR	Carlos Vieira	Porsche 91	15:42:38	6	218,9
27	José RODRIGUES	POR	José Rodrigues	Porsche 91	15:56:12	9	218,9
5	Francisco CARVALHO	POR	Francisco Carvalho	Porsche 91	15:56:20	10	218,8
12	Jorge AREIA	POR	Jorge Areia	Porsche 91	15:56:17	9	218,8
3	Francisco CRUZ*	POR	Alexandre Martins	Porsche 91	15:58:09	10	218,7
12	Jorge AREIA	POR	Jorge Areia	Porsche 91	15:44:41	7	218,6
12	Jorge AREIA	POR	Jorge Areia	Porsche 91	15:58:12	10	218,5
5	Francisco CARVALHO	POR	Francisco Carvalho	Porsche 91	15:23:08	1	218,4
92	Rene QUINTANEIRO	POR	Monteiros Competições	Porsche 91	15:33:48	3	218,2
92	Rene QUINTANEIRO	POR	Monteiros Competições	Porsche 91	15:35:45	4	218,2
97	Vasco BARROS	POR	VLB Racing	Porsche 91	15:54:20	8	218,0
27	José RODRIGUES	POR	José Rodrigues	Porsche 91	15:35:12	4	218,0
5	Francisco CARVALHO	POR	Francisco Carvalho	Porsche 91	15:42:39	7	217,9
77	José ROCHA	POR	José Rocha	Porsche 91	15:44:55	7	217,7
97	Vasco BARROS	POR	VLB Racing	Porsche 91	15:31:32	2	217,6
5	Francisco CARVALHO	POR	Francisco Carvalho	Porsche 91	15:36:06	5	217,6
12	Jorge AREIA	POR	Jorge Areia	Porsche 91	15:35:19	4	217,3
3	Francisco CRUZ*	POR	Alexandre Martins	Porsche 91	15:44:59	7	217,2
27	José RODRIGUES	POR	José Rodrigues	Porsche 91	15:54:15	8	217,1
27	José RODRIGUES	POR	José Rodrigues	Porsche 91	15:23:27	1	216,9
12	Jorge AREIA	POR	Jorge Areia	Porsche 91	15:54:21	8	216,8
99	Carlos VIEIRA	POR	Carlos Vieira	Porsche 91	15:31:31	2	216,7
12	Jorge AREIA	POR	Jorge Areia	Porsche 91	15:23:30	1	216,7
43	Mario SILVA	POR	MDriving Racing Team	Porsche 91	15:34:10	1	216,7
77	José ROCHA	POR	José Rocha	Porsche 91	15:58:41	10	216,7
12	Jorge AREIA	POR	Jorge Areia	Porsche 91	15:33:24	3	216,5
97	Vasco BARROS	POR	VLB Racing	Porsche 91	15:42:41	6	216,4
12	Jorge AREIA	POR	Jorge Areia	Porsche 91	15:42:40	6	216,3
27	José RODRIGUES	POR	José Rodrigues	Porsche 91	15:58:06	10	216,3



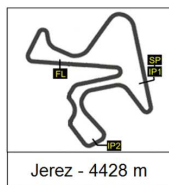




a29

## GT3 CUP Qualifying Practice 2 TOP FIVE MAXIMUM SPEEDS

Piloto	Nat	Equipo	Top Five Vmax				
99 Carlos VIEIRA	POR	Carlos Vieira	221,5	220,5	219,7	218,9	216,7
97 Vasco BARROS	POR	VLB Racing	221,4	221,0	220,6	219,9	219,5
5 Francisco CARVALHO	POR	Francisco Carvalho	220,5	220,3	218,8	218,4	217,9
3 Francisco CRUZ*	POR	Alexandre Martins	219,0	218,7	217,2	215,5	208,0
27 José RODRIGUES	POR	José Rodrigues	218,9	218,0	217,1	216,9	216,3
12 Jorge AREIA	POR	Jorge Areia	218,8	218,6	218,5	217,3	216,8
92 Rene QUINTANEIRO	POR	Monteiros Competições	218,2	218,2	215,2	212,9	172,4
77 José ROCHA	POR	José Rocha	217,7	216,7	216,0	215,5	213,8
43 Mario SILVA	POR	MDriving Racing Team	216,7	212,6			
11 João PARREIRA	POR	Revislogos	216,1	213,9	213,7	213,2	212,8
66 João POSSER*	POR	Miguel Caetano	215,4	212,4	212,1	204,0	202,2
72 José BARROS	POR	MDriving Racing Team	214,8	214,4	213,4	213,1	213,0
96 CAETANOVICH*	POR	MDriving Racing Team	214,6	213,9	213,4	209,6	206,7
17 Diogo ROCHA*	POR	Diogo Rocha	214,4	213,1	211,7	210,9	210,4
33 Rui Nuno SILVA	POR	Monteiros Competições	214,3	214,3	214,0	213,6	213,6
23 Álvaro RAMOS*	POR	João Vieira	214,2	211,6	201,8	198,0	184,2
19 Pedro BRANCO	POR	Pedro Branco	214,0	213,4	212,7	212,3	212,2
9 José OLIVEIRA	POR	José Oliveira	207,8	206,5	204,0	203,4	198,3



a30

# GT3 CUP Race 2 STARTING GRID



		2	
1	<b>5</b>	Francisco CARVALHO	1:52.602
		4	
2	<b>3</b>	Francisco CRUZ*	1:53.583
		6	
3	<b>72</b>	José BARROS	1:56.253
		8	
4	<b>11</b>	João PARREIRA	1:56.823
		10	
5	<b>96</b>	CAETANOVICH*	1:57.516
		12	
6	<b>17</b>	Diogo ROCHA*	1:59.208
		14	
7	<b>77</b>	José ROCHA	1:59.942
		16	
8	<b>23</b>	Álvaro RAMOS*	2:02.327
9			

		1	
<b>27</b>	José RODRIGUES		1:51.488
		3	
<b>97</b>	Vasco BARROS		1:52.632
		5	
<b>12</b>	Jorge AREIA		1:55.000
		7	
<b>92</b>	Rene QUINTANEIRO		1:56.378
		9	
<b>99</b>	Carlos VIEIRA		1:57.432
		11	
<b>33</b>	Rui Nuno SILVA		1:57.595
		13	
<b>19</b>	Pedro BRANCO		1:59.498
		15	
<b>66</b>	João POSSER*		2:01.929
		17	
<b>9</b>	José OLIVEIRA		2:14.289

STEWARDS

RACE DIRECTOR

TIMEKEEPER

