

a1

GT3 CUP Free Practice 1 PRACTICE RESULTS

CONDICIONES ATMOSFERICAS: **Soleado**ESTADO DE LA PISTA: **Seca**

| Ord. | # | Piloto | Licencia | Club | Marca | NV | VR | Tiempo | Gap | Intv | VMax |
|------|----|----------------------|----------|-----------------------|-------------|----|----|-----------------|--------|--------|--------------|
| 1 | 27 | p José RODRIGUES | POR | José Rodrigues | Porsche 911 | 8 | 4 | 1:49.941 | ---- | ---- | 218,7 |
| 2 | 99 | p Carlos VIEIRA | POR | Carlos Vieira | Porsche 911 | 7 | 6 | 1:51.088 | 1.146 | 1.146 | 220,4 |
| 3 | 97 | p Vasco BARROS | POR | VLB Racing | Porsche 911 | 10 | 5 | 1:55.246 | 5.304 | 4.158 | 218,8 |
| 4 | 5 | p Francisco CARVALHO | POR | Francisco Carvalho | Porsche 911 | 9 | 8 | 1:55.571 | 5.629 | 0.325 | 217,7 |
| 5 | 12 | g Jorge AREIA | POR | Jorge Areia | Porsche 911 | 10 | 9 | 1:55.830 | 5.888 | 0.259 | 219,1 |
| 6 | 33 | g Rui Nuno SILVA | POR | Monteiros Competições | Porsche 911 | 9 | 6 | 1:57.066 | 7.124 | 1.236 | 214,9 |
| 7 | 17 | a Diogo ROCHA | POR | Diogo Rocha | Porsche 911 | 8 | 6 | 1:57.999 | 8.057 | 0.933 | 215,8 |
| 8 | 92 | a Rene QUINTANEIRO | POR | Monteiros Competições | Porsche 911 | 6 | 3 | 1:58.354 | 8.413 | 0.356 | 217,2 |
| 9 | 23 | g João VIEIRA | POR | João Vieira | Porsche 911 | 8 | 6 | 1:58.501 | 8.559 | 0.146 | 213,8 |
| 10 | 72 | a José BARROS | POR | MDriving Racing Team | Porsche 911 | 7 | 4 | 1:59.066 | 9.124 | 0.565 | 213,7 |
| 11 | 11 | g João PARREIRA | POR | Revislogos | Porsche 911 | 9 | 4 | 1:59.262 | 9.320 | 0.196 | 213,0 |
| 12 | 96 | a Afonso VAZ | POR | MDriving Racing Team | Porsche 911 | 8 | 8 | 2:00.570 | 10.628 | 1.308 | 213,1 |
| 13 | 77 | g José ROCHA | POR | José Rocha | Porsche 911 | 7 | 3 | 2:01.158 | 11.216 | 0.588 | 215,3 |
| 14 | 19 | g Pedro BRANCO | POR | Pedro Branco | Porsche 911 | 8 | 3 | 2:01.862 | 11.920 | 0.704 | 217,8 |
| 15 | 43 | p Mário SILVA | POR | MDriving Racing Team | Porsche 911 | 2 | 2 | 2:03.299 | 13.357 | 1.437 | 0,0 |
| 16 | 66 | g Miguel CAETANO | POR | Miguel Caetano | Porsche 911 | 9 | 4 | 2:04.012 | 14.070 | 0.713 | 210,8 |
| 17 | 9 | g José OLIVEIRA | POR | José Oliveira | Porsche 911 | 7 | 7 | 2:18.174 | 28.232 | 14.162 | 205,9 |

Tiempo Mínimo para Clasificar.- 2:22.925

Porcentaje para Clasificar: 130%


Circuito de Jerez, 22 DE OCTUBRE DE 2021

| | | |
|----------|---------------|---|
| STEWARDS | RACE DIRECTOR | TIMEKEEPER |
| Hora: | Hora: | RESULTADOS PUBLICADOS A LAS 17:04 HORAS |

LiveTiming: live.crono-jerez.com

Pág 1 de 1





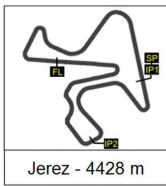
a2

GT3 CUP Free Practice 1 LAP BY LAP

| Vuelta | 5 | 9 | 11 | 12 | 17 | 19 | 23 | 27 | 33 | 43 | 66 | 72 |
|--------|-----------|-----------|-----------|-----------|-----------|-----------|-----------|-----------|-----------|-----------|-----------|-----------|
| 1 | 2:28.501 | 2:22.539 | 2:11.143 | 2:05.375 | 2:12.384 | 2:03.673 | 2:12.579 | 2:10.491 | 2:14.440 | 2:21.646 | 2:25.536 | 2:11.207 |
| 2 | 2:15.483 | 2:21.046 | 2:01.633 | 1:58.600 | 2:00.734 | 2:02.534 | 1:59.590 | 1:52.601 | 2:04.906 | 2:03.299* | 2:07.220 | 2:01.063 |
| 3 | 2:05.276 | 2:22.255 | 2:01.099 | 1:56.356 | 2:00.170 | 2:01.862* | 1:58.762 | 1:50.402 | 2:01.123 | | 2:04.105 | 1:59.588 |
| 4 | 1:56.267 | 2:20.766 | 1:59.262* | 1:58.761 | 1:59.420 | 2:38.201 | 1:58.876 | 1:49.941* | 1:59.648 | | 2:04.012* | 1:59.066* |
| 5 | 2:10.461 | 2:20.512 | PIT EXIT | 1:56.454 | 1:58.722 | 2:04.699 | 1:58.686 | PIT EXIT | 1:59.301 | | 2:05.211 | 1:59.165 |
| 6 | 2:01.197 | 2:24.571 | 2:11.361 | 1:56.680 | 1:57.999* | 2:01.879 | 1:58.501* | 2:05.314 | 1:57.066* | | 2:04.880 | 1:59.662 |
| 7 | 1:56.586 | 2:18.174* | 2:00.466 | 1:58.175 | 2:24.054 | 2:02.701 | PIT EXIT | 1:52.107 | 1:58.262 | | 2:07.073 | 2:00.296 |
| 8 | 1:55.571* | | 1:59.409 | 1:55.940 | 1:58.743 | 2:04.799 | 2:07.734 | 1:50.892 | 2:00.317 | | 2:04.644 | |
| 9 | 1:55.962 | | 2:01.179 | 1:55.830* | | | | | 1:58.125 | | 2:06.944 | |
| 10 | | | | 1:57.512 | | | | | | | | |

| Vuelta | 77 | 92 | 96 | 97 | 99 | | | | | | | |
|--------|-----------|-----------|-----------|-----------|-----------|--|--|--|--|--|--|--|
| 1 | 2:25.520 | 2:28.420 | PIT EXIT | 2:05.776 | 2:04.033 | | | | | | | |
| 2 | 2:03.793 | 2:10.577 | 2:17.305 | 1:56.461 | 1:52.465 | | | | | | | |
| 3 | 2:01.158* | 1:58.354* | 2:01.755 | 1:55.915 | 1:51.249 | | | | | | | |
| 4 | 2:01.907 | PIT EXIT | 2:00.651 | 1:55.327 | PIT EXIT | | | | | | | |
| 5 | 2:01.414 | 2:42.313 | 2:02.282 | 1:55.246* | 2:23.482 | | | | | | | |
| 6 | 2:02.006 | 1:58.835 | 2:00.618 | 1:55.636 | 1:51.088* | | | | | | | |
| 7 | 2:08.331 | | 2:01.094 | 1:55.601 | 1:51.590 | | | | | | | |
| 8 | | | 2:00.570* | 1:56.173 | | | | | | | | |
| 9 | | | | 1:57.349 | | | | | | | | |
| 10 | | | | 1:56.660 | | | | | | | | |



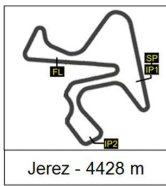


23 - 24 octubre 2021

1
a3

GT3 CUP Free Practice 1 ANALYSIS

| Número | 5 | | 9 | | 11 | | 12 | | 17 | | 19 | | 23 | | |
|--------|-----|---------------|-----------------|---------------|-----------------|---------------|-----------------|---------------|-----------------|---------------|-----------------|---------------|-----------------|---------------|-----------------|
| | Vta | Sector | Vuelta | Sector | Vuelta | Sector | Vuelta | Sector | Vuelta | Sector | Vuelta | Sector | Vuelta | | |
| 1 | IP1 | 1:00.43 | 1:00.434 | 55.198 | 55.198 | 55.762 | 55.762 | 51.243 | 51.243 | 56.196 | 56.196 | 48.108 | 48.108 | 55.625 | 55.625 |
| | IP2 | 41.516 | 1:41.950 | | | 35.198 | 1:30.960 | 34.360 | 1:25.603 | 35.245 | 1:31.441 | 34.859 | 1:22.967 | 35.545 | 1:31.170 |
| | FL | 46.551 | 2:28.501 | 1:27.34 | 2:22.539 | 40.183 | 2:11.143 | 39.772 | 2:05.375 | 40.943 | 2:12.384 | 40.706 | 2:03.673 | 41.409 | 2:12.579 |
| 2 | IP1 | 57.890 | 57.890 | 53.353 | 53.353 | 46.483 | 46.483 | 46.000 | 46.000 | 46.142 | 46.142 | 46.600 | 46.600 | 45.998 | 45.998 |
| | IP2 | 37.910 | 1:35.800 | | | 34.786 | 1:21.269 | 33.479 | 1:19.479 | 33.921 | 1:20.063 | 34.836 | 1:21.436 | 33.949 | 1:19.947 |
| | FL | 39.683 | 2:15.483 | 1:27.69 | 2:21.046 | 40.364 | 2:01.633 | 39.121 | 1:58.600 | 40.671 | 2:00.734 | 41.098 | 2:02.534 | 39.643 | 1:59.590 |
| 3 | IP1 | 45.181 | 45.181 | 53.576 | 53.576 | 46.680 | 46.680 | 44.628 | 44.628 | 46.037 | 46.037 | 46.778 | 46.778 | 45.493 | 45.493 |
| | IP2 | 34.774 | 1:19.955 | | | 34.554 | 1:21.234 | 33.000 | 1:17.628 | 34.185 | 1:20.222 | 34.838 | 1:21.616 | 33.912 | 1:19.405 |
| | FL | 45.321 | 2:05.276 | 1:28.68 | 2:22.255 | 39.865 | 2:01.099 | 38.728 | 1:56.356 | 39.948 | 2:00.170 | 40.246 | 2:01.862 | 39.357 | 1:58.762 |
| 4 | IP1 | 44.866 | 44.866 | 54.892 | 54.892 | 45.841 | 45.841 | 45.555 | 45.555 | 45.516 | 45.516 | 47.240 | 47.240 | 45.671 | 45.671 |
| | IP2 | 32.893 | 1:17.759 | 40.106 | 1:34.998 | 34.036 | 1:19.877 | 33.142 | 1:18.697 | 34.129 | 1:19.645 | 35.579 | 1:22.819 | 33.771 | 1:19.442 |
| | FL | 38.508 | 1:56.267 | 45.768 | 2:20.766 | 39.385 | 1:59.262 | 40.064 | 1:58.761 | 39.775 | 1:59.420 | 1:15.38 | 2:38.201 | 39.434 | 1:58.876 |
| 5 | IP1 | 48.584 | 48.584 | 52.964 | 52.964 | 46.203 | 46.203 | 44.666 | 44.666 | 45.283 | 45.283 | 46.821 | 46.821 | 45.811 | 45.811 |
| | IP2 | 33.848 | 1:22.432 | 39.699 | 1:32.663 | 33.979 | 1:20.182 | 33.250 | 1:17.916 | 33.940 | 1:19.223 | 34.761 | 1:21.582 | 33.275 | 1:19.086 |
| | FL | 48.029 | 2:10.461 | 47.849 | 2:20.512 | 2:37.90 | PIT EXIT | 38.538 | 1:56.454 | 39.499 | 1:58.722 | 43.117 | 2:04.699 | 39.600 | 1:58.686 |
| 6 | IP1 | 48.737 | 48.737 | 52.725 | 52.725 | 54.139 | 54.139 | 45.161 | 45.161 | 45.359 | 45.359 | 46.880 | 46.880 | 45.397 | 45.397 |
| | IP2 | 33.578 | 1:22.315 | | | 34.288 | 1:28.427 | 33.246 | 1:18.407 | 33.323 | 1:18.682 | 34.760 | 1:21.640 | 33.669 | 1:19.066 |
| | FL | 38.882 | 2:01.197 | 1:31.84 | 2:24.571 | 42.934 | 2:11.361 | 38.273 | 1:56.680 | 39.317 | 1:57.999 | 40.239 | 2:01.879 | 39.435 | 1:58.501 |
| 7 | IP1 | 44.209 | 44.209 | 52.497 | 52.497 | 45.485 | 45.485 | 44.601 | 44.601 | 44.961 | 44.961 | 46.301 | 46.301 | 47.426 | 47.426 |
| | IP2 | 33.206 | 1:17.415 | 38.446 | 1:30.943 | 34.098 | 1:19.583 | 33.252 | 1:17.853 | 33.143 | 1:18.104 | 35.570 | 1:21.871 | 35.232 | 1:22.658 |
| | FL | 39.171 | 1:56.586 | 47.231 | 2:18.174 | 40.883 | 2:00.466 | 40.322 | 1:58.175 | 1:05.95 | 2:24.054 | 40.830 | 2:02.701 | 2:14.85 | PIT EXIT |
| 8 | IP1 | 44.591 | 44.591 | | | 45.386 | 45.386 | 44.675 | 44.675 | 45.774 | 45.774 | 47.823 | 47.823 | 53.432 | 53.432 |
| | IP2 | 32.495 | 1:17.086 | | | 33.643 | 1:19.029 | 32.663 | 1:17.338 | 33.274 | 1:19.048 | 35.824 | 1:23.647 | 34.595 | 1:28.027 |
| | FL | 38.485 | 1:55.571 | | ----- | 40.381 | 1:59.409 | 38.602 | 1:55.940 | 39.695 | 1:58.743 | 41.152 | 2:04.799 | 39.707 | 2:07.734 |
| 9 | IP1 | 44.482 | 44.482 | | | 46.188 | 46.188 | 44.342 | 44.342 | 47.943 | 47.943 | | | 51.528 | 51.528 |
| | IP2 | 32.715 | 1:17.197 | | | 33.892 | 1:20.080 | 32.850 | 1:17.192 | 36.675 | 1:24.618 | | | 41.436 | 1:32.964 |
| | FL | 38.765 | 1:55.962 | | | 41.099 | 2:01.179 | 38.638 | 1:55.830 | | ----- | | ----- | | ----- |
| 10 | IP1 | 44.918 | 44.918 | | | | | 44.067 | 44.067 | | | | | | |
| | IP2 | 35.089 | 1:20.007 | | | | | 34.916 | 1:18.983 | | | | | | |
| | FL | | ----- | | | | | 38.529 | 1:57.512 | | | | | | |

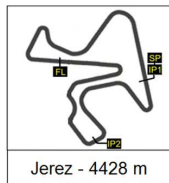


23 - 24 octubre 2021

2
a3

GT3 CUP Free Practice 1 ANALYSIS

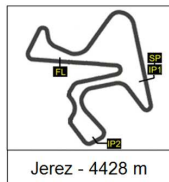
| Número | 27 | | 33 | | 43 | | 66 | | 72 | | 77 | | 92 | | |
|--------|-----|---------------|-----------------|---------------|-----------------|----------------|-----------------|---------------|-----------------|---------------|-----------------|---------------|-----------------|---------------|-----------------|
| | Vta | Sector | Vuelta | Sector | Vuelta | Sector | Vuelta | Sector | Vuelta | Sector | Vuelta | Sector | Vuelta | | |
| 1 | IP1 | 55.947 | 55.947 | 56.421 | 56.421 | | | 1:02.91 | 1:02.910 | 54.700 | 54.700 | 59.324 | 59.324 | 1:06.11 | 1:06.117 |
| | IP2 | 35.552 | 1:31.499 | 36.076 | 1:32.497 | | | 39.472 | 1:42.382 | 36.067 | 1:30.767 | 40.868 | 1:40.192 | 39.674 | 1:45.791 |
| | FL | 38.993 | 2:10.491 | 41.943 | 2:14.440 | 2:21.64 | 2:21.646 | 43.154 | 2:25.536 | 40.440 | 2:11.207 | 45.328 | 2:25.520 | 42.630 | 2:28.420 |
| 2 | IP1 | 43.630 | 43.630 | 46.004 | 46.004 | | | 49.297 | 49.297 | 46.079 | 46.079 | 48.908 | 48.908 | 47.077 | 47.077 |
| | IP2 | 31.992 | 1:15.622 | 36.262 | 1:22.266 | | | 34.891 | 1:24.188 | 34.287 | 1:20.366 | 34.899 | 1:23.807 | 36.960 | 1:24.037 |
| | FL | 36.979 | 1:52.601 | 42.640 | 2:04.906 | 2:03.29 | 2:03.299 | 43.032 | 2:07.220 | 40.697 | 2:01.063 | 39.986 | 2:03.793 | 46.540 | 2:10.577 |
| 3 | IP1 | 42.442 | 42.442 | 46.656 | 46.656 | | | 46.843 | 46.843 | 46.255 | 46.255 | 46.774 | 46.774 | 44.929 | 44.929 |
| | IP2 | 31.234 | 1:13.676 | 34.717 | 1:21.373 | | | 35.591 | 1:22.434 | 34.322 | 1:20.577 | 34.727 | 1:21.501 | 33.989 | 1:18.918 |
| | FL | 36.726 | 1:50.402 | 39.750 | 2:01.123 | | ----- | 41.672 | 2:04.105 | 39.012 | 1:59.588 | 39.657 | 2:01.158 | 39.437 | 1:58.354 |
| 4 | IP1 | 42.185 | 42.185 | 45.941 | 45.941 | | | 47.339 | 47.339 | 46.002 | 46.002 | 46.855 | 46.855 | 48.298 | 48.298 |
| | IP2 | 31.285 | 1:13.470 | 34.097 | 1:20.038 | | | 35.651 | 1:22.990 | 33.707 | 1:19.709 | 35.047 | 1:21.902 | 33.387 | 1:21.685 |
| | FL | 36.472 | 1:49.941 | 39.610 | 1:59.648 | | | 41.022 | 2:04.012 | 39.357 | 1:59.066 | 40.005 | 2:01.907 | 2:46.73 | PIT EXIT |
| 5 | IP1 | 47.171 | 47.171 | 45.575 | 45.575 | | | 47.835 | 47.835 | 45.925 | 45.925 | 47.225 | 47.225 | 1:26.76 | 1:26.762 |
| | IP2 | 33.110 | 1:20.281 | 34.684 | 1:20.259 | | | 35.707 | 1:23.542 | 34.069 | 1:19.994 | 34.621 | 1:21.846 | 35.163 | 2:01.925 |
| | FL | 2:32.38 | PIT EXIT | 39.042 | 1:59.301 | | | 41.669 | 2:05.211 | 39.171 | 1:59.165 | 39.568 | 2:01.414 | 40.388 | 2:42.313 |
| 6 | IP1 | 49.791 | 49.791 | 45.056 | 45.056 | | | 48.041 | 48.041 | 45.328 | 45.328 | 47.446 | 47.446 | 46.313 | 46.313 |
| | IP2 | 36.850 | 1:26.641 | 33.096 | 1:18.152 | | | 35.590 | 1:23.631 | 34.271 | 1:19.599 | 34.349 | 1:21.795 | 33.488 | 1:19.801 |
| | FL | 38.673 | 2:05.314 | 38.914 | 1:57.066 | | | 41.249 | 2:04.880 | 40.063 | 1:59.662 | 40.211 | 2:02.006 | 39.034 | 1:58.835 |
| 7 | IP1 | 42.491 | 42.491 | 45.201 | 45.201 | | | 50.255 | 50.255 | 45.411 | 45.411 | 51.852 | 51.852 | | |
| | IP2 | 31.279 | 1:13.770 | 33.833 | 1:19.034 | | | 35.298 | 1:25.553 | 33.868 | 1:19.279 | 35.542 | 1:27.394 | | |
| | FL | 38.337 | 1:52.107 | 39.229 | 1:58.262 | | | 41.520 | 2:07.073 | 41.017 | 2:00.296 | 40.937 | 2:08.331 | | ----- |
| 8 | IP1 | 42.557 | 42.557 | 45.773 | 45.773 | | | 47.617 | 47.617 | 45.999 | 45.999 | 48.295 | 48.295 | | |
| | IP2 | 31.227 | 1:13.784 | 34.550 | 1:20.323 | | | 35.747 | 1:23.364 | 34.308 | 1:20.307 | 34.875 | 1:23.170 | | |
| | FL | 37.108 | 1:50.892 | 39.994 | 2:00.317 | | | 41.280 | 2:04.644 | | ----- | | ----- | | |
| 9 | IP1 | | | 45.210 | 45.210 | | | 48.250 | 48.250 | | | | | | |
| | IP2 | | | 33.846 | 1:19.056 | | | 37.032 | 1:25.282 | | | | | | |
| | FL | | ----- | 39.069 | 1:58.125 | | | 41.662 | 2:06.944 | | | | | | |
| 10 | IP1 | | | | | | | | | | | | | | |
| | IP2 | | | | | | | | | | | | | | |
| | FL | | | | | | | | | | | | | | |



3
a3

GT3 CUP Free Practice 1 ANALYSIS

| Número | 96 | | 97 | | 99 | | 0 | | 0 | | 0 | | 0 | |
|--------|-----|---------------|-----------------|---------------|-----------------|---------------|-----------------|--------|--------|--------|--------|--------|--------|--|
| | Vta | Sector | Vuelta | Sector | Vuelta | Sector | Vuelta | Sector | Vuelta | Sector | Vuelta | Sector | Vuelta | |
| 1 | IP1 | 55.870 | 55.870 | 51.902 | 51.902 | 52.313 | 52.313 | | | | | | | |
| | IP2 | 37.458 | 1:33.328 | 35.004 | 1:26.906 | 33.620 | 1:25.933 | | | | | | | |
| | FL | 3:26.65 | PIT EXIT | 38.870 | 2:05.776 | 38.101 | 2:04.033 | | | | | | | |
| 2 | IP1 | 1:00.09 | 1:00.090 | 44.499 | 44.499 | 43.248 | 43.248 | | | | | | | |
| | IP2 | 35.289 | 1:35.379 | 32.852 | 1:17.351 | 31.888 | 1:15.136 | | | | | | | |
| | FL | 41.926 | 2:17.305 | 39.110 | 1:56.461 | 37.329 | 1:52.465 | | | | | | | |
| 3 | IP1 | 46.164 | 46.164 | 44.373 | 44.373 | 42.680 | 42.680 | | | | | | | |
| | IP2 | 35.254 | 1:21.418 | 32.990 | 1:17.363 | 31.572 | 1:14.252 | | | | | | | |
| | FL | 40.337 | 2:01.755 | 38.552 | 1:55.915 | 36.997 | 1:51.249 | | | | | | | |
| 4 | IP1 | 46.244 | 46.244 | 43.957 | 43.957 | 43.056 | 43.056 | | | | | | | |
| | IP2 | 34.451 | 1:20.695 | 32.517 | 1:16.474 | 31.645 | 1:14.701 | | | | | | | |
| | FL | 39.956 | 2:00.651 | 38.853 | 1:55.327 | 1:58.44 | PIT EXIT | | | | | | | |
| 5 | IP1 | 47.163 | 47.163 | 44.075 | 44.075 | 49.484 | 49.484 | | | | | | | |
| | IP2 | 34.934 | 1:22.097 | 32.346 | 1:16.421 | 44.628 | 1:34.112 | | | | | | | |
| | FL | 40.185 | 2:02.282 | 38.825 | 1:55.246 | 49.371 | 2:23.482 | | | | | | | |
| 6 | IP1 | 46.433 | 46.433 | 44.516 | 44.516 | 42.759 | 42.759 | | | | | | | |
| | IP2 | 34.481 | 1:20.914 | 32.491 | 1:17.007 | 31.396 | 1:14.155 | | | | | | | |
| | FL | 39.704 | 2:00.618 | 38.629 | 1:55.636 | 36.933 | 1:51.088 | | | | | | | |
| 7 | IP1 | 46.792 | 46.792 | 44.619 | 44.619 | 42.918 | 42.918 | | | | | | | |
| | IP2 | 34.276 | 1:21.068 | 32.483 | 1:17.102 | 31.512 | 1:14.430 | | | | | | | |
| | FL | 40.026 | 2:01.094 | 38.499 | 1:55.601 | 37.160 | 1:51.590 | | | | | | | |
| 8 | IP1 | 46.292 | 46.292 | 44.447 | 44.447 | 42.505 | 42.505 | | | | | | | |
| | IP2 | 34.465 | 1:20.757 | 32.905 | 1:17.352 | 32.494 | 1:14.999 | | | | | | | |
| | FL | 39.813 | 2:00.570 | 38.821 | 1:56.173 | | ----- | | | | | | | |
| 9 | IP1 | | | 44.608 | 44.608 | | | | | | | | | |
| | IP2 | | | 32.706 | 1:17.314 | | | | | | | | | |
| | FL | | ----- | 40.036 | 1:57.349 | | | | | | | | | |
| 10 | IP1 | | | 44.435 | 44.435 | | | | | | | | | |
| | IP2 | | | 33.186 | 1:17.621 | | | | | | | | | |
| | FL | | | 39.039 | 1:56.660 | | | | | | | | | |




a4

GT3 CUP

Free Practice 1

40 BEST LAPS

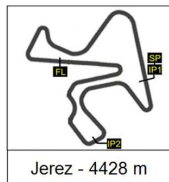
| Dorsal | Piloto | Nat | Equipo | Maq. | Hora | Vuelta | Tiempo |
|--------|--------------------|-----|-----------------------|------------|-----------|--------|----------|
| 27 | José RODRIGUES | POR | José Rodrigues | Porsche 91 | 15:14:25 | 4 | 1:49.941 |
| 27 | José RODRIGUES | POR | José Rodrigues | Porsche 91 | 15:12:35 | 3 | 1:50.402 |
| 27 | José RODRIGUES | POR | José Rodrigues | Porsche 91 | 15:24:06 | 8 | 1:50.892 |
| 99 | Carlos VIEIRA | POR | Carlos Vieira | Porsche 91 | 15:18:23 | 6 | 1:51.088 |
| 99 | Carlos VIEIRA | POR | Carlos Vieira | Porsche 91 | 15:10:55 | 3 | 1:51.249 |
| 99 | Carlos VIEIRA | POR | Carlos Vieira | Porsche 91 | 15:20:15 | 7 | 1:51.590 |
| 27 | José RODRIGUES | POR | José Rodrigues | Porsche 91 | 15:22:15 | 7 | 1:52.107 |
| 99 | Carlos VIEIRA | POR | Carlos Vieira | Porsche 91 | 15:09:04 | 2 | 1:52.465 |
| 27 | José RODRIGUES | POR | José Rodrigues | Porsche 91 | 15:10:45 | 2 | 1:52.601 |
| 97 | Vasco BARROS | POR | VLB Racing | Porsche 91 | 15:15:13 | 5 | 1:55.246 |
| 97 | Vasco BARROS | POR | VLB Racing | Porsche 91 | 15:13:18 | 4 | 1:55.327 |
| 5 | Francisco CARVALHO | POR | Francisco Carvalho | Porsche 91 | 15:21:50 | 8 | 1:55.571 |
| 97 | Vasco BARROS | POR | VLB Racing | Porsche 91 | 15:19:04 | 7 | 1:55.601 |
| 97 | Vasco BARROS | POR | VLB Racing | Porsche 91 | 15:17:08 | 6 | 1:55.636 |
| 12 | Jorge AREIA | POR | Jorge Areia | Porsche 91 | 15:22:36 | 9 | 1:55.830 |
| 97 | Vasco BARROS | POR | VLB Racing | Porsche 91 | 15:11:22 | 3 | 1:55.915 |
| 12 | Jorge AREIA | POR | Jorge Areia | Porsche 91 | 15:20:41 | 8 | 1:55.940 |
| 5 | Francisco CARVALHO | POR | Francisco Carvalho | Porsche 91 | 15:23:46 | 9 | 1:55.962 |
| 97 | Vasco BARROS | POR | VLB Racing | Porsche 91 | 15:20:60 | 8 | 1:56.173 |
| 5 | Francisco CARVALHO | POR | Francisco Carvalho | Porsche 91 | 15:13:47 | 4 | 1:56.267 |
| 12 | Jorge AREIA | POR | Jorge Areia | Porsche 91 | 15:10:55 | 3 | 1:56.356 |
| 12 | Jorge AREIA | POR | Jorge Areia | Porsche 91 | 15:14:50 | 5 | 1:56.454 |
| 97 | Vasco BARROS | POR | VLB Racing | Porsche 91 | 15:09:26 | 2 | 1:56.461 |
| 5 | Francisco CARVALHO | POR | Francisco Carvalho | Porsche 91 | 15:19:55 | 7 | 1:56.586 |
| 97 | Vasco BARROS | POR | VLB Racing | Porsche 91 | 15:24:54 | 10 | 1:56.660 |
| 12 | Jorge AREIA | POR | Jorge Areia | Porsche 91 | 15:16:47 | 6 | 1:56.680 |
| 33 | Rui Nuno SILVA | POR | Monteiros Competições | Porsche 91 | 15:18:12 | 6 | 1:57.066 |
| 97 | Vasco BARROS | POR | VLB Racing | Porsche 91 | 15:22:58 | 9 | 1:57.349 |
| 12 | Jorge AREIA | POR | Jorge Areia | Porsche 91 | 15:24:34 | 10 | 1:57.512 |
| 17 | Diogo ROCHA | POR | Diogo Rocha | Porsche 91 | 15:17:15 | 6 | 1:57.999 |
| 33 | Rui Nuno SILVA | POR | Monteiros Competições | Porsche 91 | 15:24:09 | 9 | 1:58.125 |
| 12 | Jorge AREIA | POR | Jorge Areia | Porsche 91 | 15:18:45 | 7 | 1:58.175 |
| 33 | Rui Nuno SILVA | POR | Monteiros Competições | Porsche 91 | 15:20:010 | 7 | 1:58.262 |
| 92 | Rene QUINTANEIRO | POR | Monteiros Competições | Porsche 91 | 15:15:22 | 3 | 1:58.354 |
| 23 | João VIEIRA | POR | João Vieira | Porsche 91 | 15:17:50 | 6 | 1:58.501 |
| 12 | Jorge AREIA | POR | Jorge Areia | Porsche 91 | 15:08:58 | 2 | 1:58.600 |
| 23 | João VIEIRA | POR | João Vieira | Porsche 91 | 15:15:52 | 5 | 1:58.686 |
| 17 | Diogo ROCHA | POR | Diogo Rocha | Porsche 91 | 15:15:17 | 5 | 1:58.722 |
| 17 | Diogo ROCHA | POR | Diogo Rocha | Porsche 91 | 15:21:37 | 8 | 1:58.743 |
| 12 | Jorge AREIA | POR | Jorge Areia | Porsche 91 | 15:12:53 | 4 | 1:58.761 |



a5

GT3 CUP Free Practice 1 TOP FIVE LAPS


| Piloto | Nat | Equipo | Top Five Laps | | | | |
|----------------------|-----|-----------------------|---------------|----------|----------|----------|----------|
| 27 José RODRIGUES | POR | José Rodrigues | 1:49.941 | 1:50.402 | 1:50.892 | 1:52.107 | 1:52.601 |
| 99 Carlos VIEIRA | POR | Carlos Vieira | 1:51.088 | 1:51.249 | 1:51.590 | 1:52.465 | 2:04.033 |
| 97 Vasco BARROS | POR | VLB Racing | 1:55.246 | 1:55.327 | 1:55.601 | 1:55.636 | 1:55.915 |
| 5 Francisco CARVALHO | POR | Francisco Carvalho | 1:55.571 | 1:55.962 | 1:56.267 | 1:56.586 | 2:01.197 |
| 12 Jorge AREIA | POR | Jorge Areia | 1:55.830 | 1:55.940 | 1:56.356 | 1:56.454 | 1:56.680 |
| 33 Rui Nuno SILVA | POR | Monteiros Competições | 1:57.066 | 1:58.125 | 1:58.262 | 1:59.301 | 1:59.648 |
| 17 Diogo ROCHA | POR | Diogo Rocha | 1:57.999 | 1:58.722 | 1:58.743 | 1:59.420 | 2:00.170 |
| 92 Rene QUINTANEIRO | POR | Monteiros Competições | 1:58.354 | 1:58.835 | 2:10.577 | 2:28.420 | 2:42.313 |
| 23 João VIEIRA | POR | João Vieira | 1:58.501 | 1:58.686 | 1:58.762 | 1:58.876 | 1:59.590 |
| 72 José BARROS | POR | MDriving Racing Team | 1:59.066 | 1:59.165 | 1:59.588 | 1:59.662 | 2:00.296 |
| 11 João PARREIRA | POR | Revislogos | 1:59.262 | 1:59.409 | 2:00.466 | 2:01.099 | 2:01.179 |
| 96 Afonso VAZ | POR | MDriving Racing Team | 2:00.570 | 2:00.618 | 2:00.651 | 2:01.094 | 2:01.755 |
| 77 José ROCHA | POR | José Rocha | 2:01.158 | 2:01.414 | 2:01.907 | 2:02.006 | 2:03.793 |
| 19 Pedro BRANCO | POR | Pedro Branco | 2:01.862 | 2:01.879 | 2:02.534 | 2:02.701 | 2:03.673 |
| 43 Mário SILVA | POR | MDriving Racing Team | 2:03.299 | 2:21.646 | PIT EXIT | | |
| 66 Miguel CAETANO | POR | Miguel Caetano | 2:04.012 | 2:04.105 | 2:04.644 | 2:04.880 | 2:05.211 |
| 9 José OLIVEIRA | POR | José Oliveira | 2:18.174 | 2:20.512 | 2:20.766 | 2:21.046 | 2:22.255 |



a6

GT3 CUP Free Practice 1 40 BEST MAXIMUM SPEEDS

| Dorsal | Piloto | Nat | Equipo | Maq. | Hora | Vuelta | Vmax |
|--------|--------------------|-----|-----------------------|------------|----------|--------|-------|
| 99 | Carlos VIEIRA | POR | Carlos Vieira | Porsche 91 | 15:20:57 | 7 | 220,4 |
| 99 | Carlos VIEIRA | POR | Carlos Vieira | Porsche 91 | 15:07:55 | 1 | 219,8 |
| 99 | Carlos VIEIRA | POR | Carlos Vieira | Porsche 91 | 15:09:47 | 2 | 219,5 |
| 99 | Carlos VIEIRA | POR | Carlos Vieira | Porsche 91 | 15:14:58 | 4 | 219,2 |
| 12 | Jorge AREIA | POR | Jorge Areia | Porsche 91 | 15:23:21 | 9 | 219,1 |
| 99 | Carlos VIEIRA | POR | Carlos Vieira | Porsche 91 | 15:17:15 | 5 | 219,1 |
| 97 | Vasco BARROS | POR | VLB Racing | Porsche 91 | 15:23:42 | 9 | 218,8 |
| 97 | Vasco BARROS | POR | VLB Racing | Porsche 91 | 15:14:02 | 4 | 218,8 |
| 97 | Vasco BARROS | POR | VLB Racing | Porsche 91 | 15:15:57 | 5 | 218,8 |
| 27 | José RODRIGUES | POR | José Rodrigues | Porsche 91 | 15:13:18 | 3 | 218,7 |
| 97 | Vasco BARROS | POR | VLB Racing | Porsche 91 | 15:12:06 | 3 | 218,5 |
| 99 | Carlos VIEIRA | POR | Carlos Vieira | Porsche 91 | 15:19:06 | 6 | 218,3 |
| 97 | Vasco BARROS | POR | VLB Racing | Porsche 91 | 15:10:11 | 2 | 218,2 |
| 97 | Vasco BARROS | POR | VLB Racing | Porsche 91 | 15:21:45 | 8 | 218,2 |
| 12 | Jorge AREIA | POR | Jorge Areia | Porsche 91 | 15:17:31 | 6 | 218,0 |
| 97 | Vasco BARROS | POR | VLB Racing | Porsche 91 | 15:19:49 | 7 | 218,0 |
| 12 | Jorge AREIA | POR | Jorge Areia | Porsche 91 | 15:21:25 | 8 | 217,9 |
| 27 | José RODRIGUES | POR | José Rodrigues | Porsche 91 | 15:09:36 | 1 | 217,9 |
| 97 | Vasco BARROS | POR | VLB Racing | Porsche 91 | 15:17:53 | 6 | 217,8 |
| 19 | Pedro BRANCO | POR | Pedro Branco | Porsche 91 | 15:08:44 | 0 | 217,8 |
| 5 | Francisco CARVALHO | POR | Francisco Carvalho | Porsche 91 | 15:18:42 | 6 | 217,7 |
| 27 | José RODRIGUES | POR | José Rodrigues | Porsche 91 | 15:21:06 | 6 | 217,5 |
| 5 | Francisco CARVALHO | POR | Francisco Carvalho | Porsche 91 | 15:14:35 | 4 | 217,3 |
| 27 | José RODRIGUES | POR | José Rodrigues | Porsche 91 | 15:22:58 | 7 | 217,2 |
| 92 | Rene QUINTANEIRO | POR | Monteiros Competições | Porsche 91 | 15:22:59 | 5 | 217,2 |
| 97 | Vasco BARROS | POR | VLB Racing | Porsche 91 | 15:08:14 | 1 | 217,2 |
| 12 | Jorge AREIA | POR | Jorge Areia | Porsche 91 | 15:13:38 | 4 | 217,1 |
| 27 | José RODRIGUES | POR | José Rodrigues | Porsche 91 | 15:19:08 | 5 | 217,1 |
| 12 | Jorge AREIA | POR | Jorge Areia | Porsche 91 | 15:11:40 | 3 | 217,0 |
| 27 | José RODRIGUES | POR | José Rodrigues | Porsche 91 | 15:11:27 | 2 | 217,0 |
| 5 | Francisco CARVALHO | POR | Francisco Carvalho | Porsche 91 | 15:24:31 | 9 | 216,9 |
| 99 | Carlos VIEIRA | POR | Carlos Vieira | Porsche 91 | 15:11:38 | 3 | 216,8 |
| 12 | Jorge AREIA | POR | Jorge Areia | Porsche 91 | 15:19:29 | 7 | 216,8 |
| 5 | Francisco CARVALHO | POR | Francisco Carvalho | Porsche 91 | 15:22:35 | 8 | 216,6 |
| 12 | Jorge AREIA | POR | Jorge Areia | Porsche 91 | 15:15:35 | 5 | 216,6 |
| 5 | Francisco CARVALHO | POR | Francisco Carvalho | Porsche 91 | 15:10:30 | 2 | 216,5 |
| 5 | Francisco CARVALHO | POR | Francisco Carvalho | Porsche 91 | 15:20:39 | 7 | 216,5 |
| 5 | Francisco CARVALHO | POR | Francisco Carvalho | Porsche 91 | 15:16:46 | 5 | 216,3 |
| 12 | Jorge AREIA | POR | Jorge Areia | Porsche 91 | 15:09:43 | 2 | 216,2 |
| 97 | Vasco BARROS | POR | VLB Racing | Porsche 91 | 15:06:16 | 0 | 216,0 |



a7

GT3 CUP Free Practice 1 TOP FIVE MAXIMUM SPEEDS

| Piloto | Nat | Equipo | Top Five Vmax | | | | |
|----------------------|-----|-----------------------|---------------|-------|-------|-------|-------|
| 99 Carlos VIEIRA | POR | Carlos Vieira | 220,4 | 219,8 | 219,5 | 219,2 | 219,1 |
| 12 Jorge AREIA | POR | Jorge Areia | 219,1 | 218,0 | 217,9 | 217,1 | 217,0 |
| 97 Vasco BARROS | POR | VLB Racing | 218,8 | 218,8 | 218,8 | 218,5 | 218,2 |
| 27 José RODRIGUES | POR | José Rodrigues | 218,7 | 217,9 | 217,5 | 217,2 | 217,1 |
| 19 Pedro BRANCO | POR | Pedro Branco | 217,8 | 214,9 | 213,4 | 213,3 | 212,6 |
| 5 Francisco CARVALHO | POR | Francisco Carvalho | 217,7 | 217,3 | 216,9 | 216,6 | 216,5 |
| 92 Rene QUINTANEIRO | POR | Monteiros Competições | 217,2 | 210,1 | 207,3 | 206,7 | 189,1 |
| 17 Diogo ROCHA | POR | Diogo Rocha | 215,8 | 215,3 | 215,2 | 215,2 | 215,1 |
| 77 José ROCHA | POR | José Rocha | 215,3 | 214,1 | 213,9 | 213,8 | 213,0 |
| 33 Rui Nuno SILVA | POR | Monteiros Competições | 214,9 | 214,6 | 214,5 | 213,4 | 213,0 |
| 23 João VIEIRA | POR | João Vieira | 213,8 | 213,4 | 212,0 | 211,7 | 210,6 |
| 72 José BARROS | POR | MDriving Racing Team | 213,7 | 213,3 | 213,1 | 212,4 | 212,1 |
| 96 Afonso VAZ | POR | MDriving Racing Team | 213,1 | 212,8 | 212,0 | 211,6 | 210,6 |
| 11 João PARREIRA | POR | Revislogos | 213,0 | 212,1 | 211,7 | 211,4 | 211,1 |
| 66 Miguel CAETANO | POR | Miguel Caetano | 210,8 | 210,2 | 210,1 | 209,7 | 209,2 |
| 9 José OLIVEIRA | POR | José Oliveira | 205,9 | 204,2 | 202,7 | 202,4 | 200,9 |

