



f9

MASTERS HISTORIC SPORTS CARS Race PROVISIONAL CLASSIFICATION

CONDICIONES ATMOSFERICAS: **Soleado**ESTADO DE LA PISTA: **Seca**

Ord. #	Piloto	Club	Marca	Neum NV	Tiempo	Dif	VR	Vta	Ráp.
1	59 r	Steve BROOKS	Martin O'CONNEL	Lola T70 M	31	1:00:14.393	----	21	1:51.938
2	25 st	Michael GANS	Lola T290	31	1:00:43.741	29.348	5	1:53.367	
3	9 m	Max SMITH-HILLIARD	Miles GRIFFITHS	Chevron B1	31	1:00:45.481	31.088	23	1:51.445
4	60 st	Guy PEETERS	Chevron B2	30	1:01:05.240	1 Vuelta	20	1:57.487	
5	96 h	John SPIERS	Nigel GREENSALL	McLaren M1	29	1:01:02.143	2 Vuelta	21	1:59.641
6	27 si	John SHELDON	Chevron B1	29	1:01:03.233	2 Vuelta	2	2:01.590	
7	32 b	Charles ALLISON	Peter THOMPSON	Chevron B8	29	1:02:05.536	2 Vuelta	8	2:03.465
8	19 b	Andrew OWEN	Mark OWEN	Chevron B8	28	1:01:08.055	3 Vuelta	19	2:05.391
9	35 b	Chris LILLINGSTON-PRIC	Chris LILLINGSTON-PRIC	Chevron B8	14	29:11.314	17 Vuelta	7	2:02.332
10	64 m	Stephan JOEBSTL	Andy WILLIS	Lola T212	4	8:32.941	27 Vuelta	4	2:05.991
11	16 k	Chris JOLLY	Steve FARTHING	Cooper Mon	4	8:34.309	27 Vuelta	4	2:06.088
12	5 m	Marc DEVIS	Steve FARTHING	Chevron B1	2	4:01.357	29 Vuelta	2	1:57.446

Vuelta rápida realizada por el piloto Nº 9.- Max SMITH-HILLIARD en un tiempo de 1:51.445 en la vuelta 23ª.

 Provisional

 Definitiva

Circuito de Jerez, 24 DE OCTUBRE DE 2021

STEWARDS Mark VAN GEEL (NED) Int. Steward (Chairman)	Dorothea BOQUOI Steward	Francisco GALÁN Steward	RACE DIRECTOR	TIMEKEEPER
Hora:			Hora:	RESULTADOS PUBLICADOS A LAS 13:39 HORAS

LiveTiming: live.crono-jerez.com

Pág 1 de 1





f10

MASTERS HISTORIC SPORTS CARS Race - Marko Class CLASSIFICATION

CONDICIONES ATMOSFERICAS: **Soleado**

ESTADO DE LA PISTA: **Seca**

Ord. #	Piloto	Club	Marca	Neum NV	Tiempo	Dif	VR	Vta	Ráp.
1	9 m Max SMITH-HILLIARD	Miles GRIFFITHS	Chevron B1	31	1:00:45.481	----	23	1:51.445	
2	64 m Stephan JOEBSTL	Andy WILLIS	Lola T212	4	8:32.941	27 Vuelta	4	2:05.991	
3	5 m Marc DEVIS		Chevron B1	2	4:01.357	29 Vuelta	2	1:57.446	

Vuelta rápida realizada por el piloto Nº 9.- Max SMITH-HILLIARD en un tiempo de 1:51.445 en la vuelta 23ª.

Provisional

Definitiva

Circuito de Jerez, 24 DE OCTUBRE DE 2021

STEWARDS	RACE DIRECTOR	TIMEKEEPER
Hora:	Hora:	RESULTADOS PUBLICADOS A LAS 13:39 HORAS





f11

MASTERS HISTORIC SPORTS CARS Race - Hulme Class CLASSIFICATION

CONDICIONES ATMOSFERICAS: **Soleado**

ESTADO DE LA PISTA: **Seca**

Ord. #	Piloto	Club	Marca	Neum NV	Tiempo	Dif	VR	Vta Ráp.
1	96 h John SPIERS	Nigel GREENSALL	McLaren M1	29	1:01:02.143	---	21	1:59.641

Vuelta rápida realizada por el piloto Nº 9.- Max SMITH-HILLIARD en un tiempo de 1:51.445 en la vuelta 23ª.

Provisional

Definitiva

Circuito de Jerez, 24 DE OCTUBRE DE 2021

STEWARDS	RACE DIRECTOR	TIMEKEEPER
Hora:	Hora:	RESULTADOS PUBLICADOS A LAS 13:39 HORAS

LiveTiming: live.crono-jerez.com

Pág 1 de 1





f12

MASTERS HISTORIC SPORTS CARS Race - Bonnier Class CLASSIFICATION

CONDICIONES ATMOSFERICAS: **Soleado**

ESTADO DE LA PISTA: **Seca**

Ord. #	Piloto	Club	Marca	Neum NV	Tiempo	Dif	VR	Vta	Ráp.
1	32 b	Charles ALLISON	Peter THOMPSON	Chevron B8	29	1:02:05.536	----	8	2:03.465
2	19 b	Andrew OWEN	Mark OWEN	Chevron B8	28	1:01:08.055	1 Vuelta	19	2:05.391
3	35 b	Chris LILLINGSTON-PRIC		Chevron B8	14	29:11.314	15 Vuelta	7	2:02.332

Vuelta rápida realizada por el piloto Nº 9.- Max SMITH-HILLIARD en un tiempo de 1:51.445 en la vuelta 23ª.

Provisional

Definitiva

Circuito de Jerez, 24 DE OCTUBRE DE 2021

STEWARDS	RACE DIRECTOR	TIMEKEEPER
Hora:	Hora:	RESULTADOS PUBLICADOS A LAS 13:39 HORAS





f13

MASTERS HISTORIC SPORTS CARS Race - Stommelen Class CLASSIFICATION

CONDICIONES ATMOSFERICAS: **Soleado**

ESTADO DE LA PISTA: **Seca**

Ord. #	Piloto	Club	Marca	Neum NV	Tiempo	Dif	VR	Vta	Ráp.
1	25 st Michael GANS		Lola T290	31	1:00:43.741	----	5		1:53.367
2	60 st Guy PEETERS		Chevron B2	30	1:01:05.240	1 Vuelta	20		1:57.487

Vuelta rápida realizada por el piloto Nº 9.- Max SMITH-HILLIARD en un tiempo de 1:51.445 en la vuelta 23ª.

Provisional

Definitiva

Circuito de Jerez, 24 DE OCTUBRE DE 2021

STEWARDS	RACE DIRECTOR	TIMEKEEPER
Hora:	Hora:	RESULTADOS PUBLICADOS A LAS 13:39 HORAS





f14

MASTERS HISTORIC SPORTS CARS Race - Siffert Class CLASSIFICATION

CONDICIONES ATMOSFERICAS: **Soleado**

ESTADO DE LA PISTA: **Seca**

Ord. #	Piloto	Club	Marca	Neum NV	Tiempo	Dif	VR	Vta Ráp.
1	27 si John SHELDON		Chevron B1	29	1:01:03.233	----	2	2:01.590

Vuelta rápida realizada por el piloto Nº 9.- Max SMITH-HILLIARD en un tiempo de 1:51.445 en la vuelta 23ª.

Provisional

Definitiva

Circuito de Jerez, 24 DE OCTUBRE DE 2021

STEWARDS	RACE DIRECTOR	TIMEKEEPER
Hora:	Hora:	RESULTADOS PUBLICADOS A LAS 13:39 HORAS

LiveTiming: live.crono-jerez.com

Pág 1 de 1





f15

MASTERS HISTORIC SPORTS CARS Race - Rodríguez Class CLASSIFICATION

CONDICIONES ATMOSFERICAS: **Soleado**

ESTADO DE LA PISTA: **Seca**

Ord. #	Piloto	Club	Marca	Neum NV	Tiempo	Dif	VR	Vta Ráp.
1	59 r Steve BROOKS	Martin O'CONNEL	Lola T70 M	31	1:00:14.393	---	21	1:51.938

Vuelta rápida realizada por el piloto Nº 9.- Max SMITH-HILLIARD en un tiempo de 1:51.445 en la vuelta 23ª.

Provisional

Definitiva

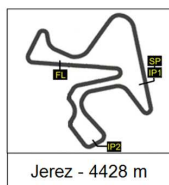
Circuito de Jerez, 24 DE OCTUBRE DE 2021

STEWARDS	RACE DIRECTOR	TIMEKEEPER
Hora:	Hora:	RESULTADOS PUBLICADOS A LAS 13:39 HORAS

LiveTiming: live.crono-jerez.com

Pág 1 de 1





f16

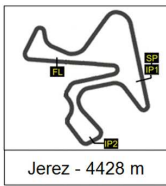
MASTERS HISTORIC SPORTS CARS

Race

LAP BY LAP

Vuelta	5	9	16	19	25	27	32	35	59	60	64	96
1	2:00.177	1:58.235	2:08.873	2:10.346	1:55.987	2:03.892	2:08.552	2:07.886	1:54.999	2:01.771	2:08.382	2:08.198
2	1:57.446*	1:56.667	2:07.753	2:07.812	1:54.377	2:01.590*	2:07.354	2:06.335	1:53.889	1:58.844	2:07.365	2:07.215
3		1:57.609	2:06.432	2:06.427	1:54.108	2:01.994	2:07.423	2:04.931	1:53.363	1:58.571	2:07.303	2:05.163
4		1:57.053	2:06.088*	2:05.670	1:53.646	2:01.722	2:03.753	2:04.177	1:55.070	1:58.918	2:05.991*	2:04.389
5		1:57.471		2:08.613	1:53.367*	2:02.770	2:04.127	2:04.483	1:53.099	1:58.310		2:04.341
6		1:57.470		2:07.961	1:53.746	2:01.851	2:05.234	2:02.760	1:52.399	2:00.175		2:05.038
7		1:57.526		2:07.701	1:54.132	2:02.240	2:03.720	2:02.332*	1:52.597	1:59.154		2:03.860
8		1:56.749		2:07.789	1:54.161	2:03.247	2:03.465*	2:02.827	1:52.344	1:57.825		2:03.821
9		1:57.113		2:07.591	1:54.138	2:04.141	2:03.929	2:03.765	1:54.483	1:58.327		2:03.791
10		1:57.567		2:07.590	1:54.813	2:04.958	2:06.302	2:03.385	1:53.800	2:00.213		2:06.134
11		1:57.255		2:07.122	1:56.984	2:04.029	2:05.632	2:04.275	1:55.424	2:00.103		2:05.928
12		1:57.364		2:09.098	1:55.288	2:02.971	2:04.156	2:04.840	1:52.691	1:59.706		2:06.507
13		1:57.431		2:08.085	1:55.388	2:03.031	2:04.131	2:06.526	1:52.777	PIT EXIT		PIT EXIT
14		1:57.697		2:07.888	1:54.997	2:03.748	2:04.338	2:05.370	1:53.979	2:04.082		2:09.344
15		PIT EXIT		PIT EXIT	1:55.238	PIT EXIT	2:03.641		1:53.416	1:58.717		2:02.881
16		1:58.015		2:11.661	PIT EXIT	2:07.305	PIT EXIT		1:53.727	2:00.366		2:00.756
17		1:52.429		2:07.864	1:57.608	2:03.546	2:11.121		PIT EXIT	1:59.512		2:01.119
18		1:51.799		2:06.187	1:54.541	2:03.567	2:04.742		2:00.188	1:59.125		2:00.621
19		1:51.975		2:05.391*	1:54.508	2:03.060	2:06.066		1:52.540	1:58.497		2:00.525
20		1:52.637		2:07.044	1:54.137	2:03.356	2:05.924		1:52.104	1:57.487*		2:01.275
21		1:51.604		2:08.082	1:54.181	2:02.871	2:05.491		1:51.938*	1:59.873		1:59.641*
22		1:52.047		2:09.336	1:55.002	2:04.176	2:05.551		1:52.674	1:58.818		2:00.548
23		1:51.445*		2:07.500	1:54.389	2:04.080	2:04.626		1:52.114	2:00.013		2:00.986
24		1:51.925		2:08.943	1:54.661	2:05.432	2:06.082		1:53.242	1:59.417		2:00.290
25		1:52.291		2:08.094	1:54.889	2:03.128	2:04.683		1:54.137	2:00.131		2:00.222
26		1:52.675		2:07.490	1:54.763	2:03.745	2:04.629		1:52.049	1:59.177		2:00.553
27		1:52.002		2:09.684	1:54.126	2:03.362	2:06.441		1:53.962	2:00.474		2:01.812
28		1:51.757		2:08.491	1:54.726	2:06.714	2:05.750		1:53.955	2:00.095		2:01.202
29		1:52.188			1:54.612	2:05.099	2:08.651		1:53.189	1:58.882		2:00.759
30		1:52.826			1:54.933				1:53.727	1:58.493		
31		1:51.862			1:54.788				2:02.372			





23 - 24 octubre 2021

1
f17

MASTERS HISTORIC SPORTS CARS

Race ANALYSIS

Número	5		9		16		19		25		27		32		
	Vta	Sector	Vuelta	Sector	Vuelta	Sector	Vuelta	Sector	Vuelta	Sector	Vuelta	Sector	Vuelta		
1	IP1	47.746	47.746	45.555	45.555	50.825	50.825	50.824	50.824	45.622	45.622	48.825	48.825	49.851	49.851
	IP2	32.895	1:20.641	33.758	1:19.313	36.181	1:27.006	36.630	1:27.454	32.255	1:17.877	34.883	1:23.708	36.263	1:26.114
	FL	39.536	2:00.177	38.922	1:58.235	41.867	2:08.873	42.892	2:10.346	38.110	1:55.987	40.184	2:03.892	42.438	2:08.552
2	IP1	44.934	44.934	44.492	44.492	48.112	48.112	47.850	47.850	43.850	43.850	46.547	46.547	49.483	49.483
	IP2	32.950	1:17.884	32.889	1:17.381	37.633	1:25.745	37.119	1:24.969	32.465	1:16.315	34.689	1:21.236	35.865	1:25.348
	FL	39.562	1:57.446	39.286	1:56.667	42.008	2:07.753	42.843	2:07.812	38.062	1:54.377	40.354	2:01.590	42.006	2:07.354
3	IP1	44.802	44.802	44.711	44.711	48.168	48.168	48.352	48.352	44.110	44.110	46.584	46.584	48.708	48.708
	IP2	34.750	1:19.552	32.846	1:17.557	36.316	1:24.484	35.750	1:24.102	32.062	1:16.172	34.459	1:21.043	35.955	1:24.663
	FL	-----	-----	40.052	1:57.609	41.948	2:06.432	42.325	2:06.427	37.936	1:54.108	40.951	2:01.994	42.760	2:07.423
4	IP1			44.688	44.688	47.758	47.758	48.090	48.090	43.761	43.761	46.625	46.625	47.538	47.538
	IP2			33.308	1:17.996	36.636	1:24.394	35.490	1:23.580	32.205	1:15.966	34.450	1:21.075	34.579	1:22.117
	FL			39.057	1:57.053	41.694	2:06.088	42.090	2:05.670	37.680	1:53.646	40.647	2:01.722	41.636	2:03.753
5	IP1			44.840	44.840			49.843	49.843	43.322	43.322	46.995	46.995	46.865	46.865
	IP2			32.928	1:17.768			36.562	1:26.405	31.940	1:15.262	35.025	1:22.020	35.389	1:22.254
	FL			39.703	1:57.471			42.208	2:08.613	38.105	1:53.367	40.750	2:02.770	41.873	2:04.127
6	IP1			44.744	44.744			49.006	49.006	43.299	43.299	46.436	46.436	47.170	47.170
	IP2			33.345	1:18.089			36.511	1:25.574	32.275	1:15.574	34.867	1:21.303	35.126	1:22.296
	FL			39.381	1:57.470			42.444	2:07.961	38.172	1:53.746	40.548	2:01.851	42.938	2:05.234
7	IP1			44.470	44.470			48.734	48.734	43.493	43.493	46.686	46.686	46.856	46.856
	IP2			33.320	1:17.790			36.412	1:25.146	32.353	1:15.846	34.729	1:21.415	34.723	1:21.579
	FL			39.736	1:57.526			42.555	2:07.701	38.286	1:54.132	40.825	2:02.240	42.141	2:03.720
8	IP1			44.261	44.261			48.700	48.700	43.792	43.792	47.166	47.166	47.283	47.283
	IP2			33.107	1:17.368			36.144	1:24.844	32.221	1:16.013	35.055	1:22.221	35.256	1:22.539
	FL			39.381	1:56.749			42.945	2:07.789	38.148	1:54.161	41.026	2:03.247	40.926	2:03.465
9	IP1			44.626	44.626			48.826	48.826	43.590	43.590	47.309	47.309	47.094	47.094
	IP2			33.217	1:17.843			36.039	1:24.865	32.124	1:15.714	35.054	1:22.363	35.024	1:22.118
	FL			39.270	1:57.113			42.726	2:07.591	38.424	1:54.138	41.778	2:04.141	41.811	2:03.929
10	IP1			44.938	44.938			48.967	48.967	44.195	44.195	47.924	47.924	47.125	47.125
	IP2			33.503	1:18.441			36.521	1:25.488	32.466	1:16.661	35.629	1:23.553	34.897	1:22.022
	FL			39.126	1:57.567			42.102	2:07.590	38.152	1:54.813	41.405	2:04.958	44.280	2:06.302
11	IP1			44.667	44.667			48.578	48.578	44.051	44.051	47.169	47.169	47.346	47.346
	IP2			33.361	1:18.028			36.371	1:24.949	32.102	1:16.153	35.497	1:22.666	35.286	1:22.632
	FL			39.227	1:57.255			42.173	2:07.122	40.831	1:56.984	41.363	2:04.029	43.000	2:05.632
12	IP1			44.800	44.800			49.985	49.985	43.771	43.771	46.825	46.825	47.560	47.560
	IP2			33.296	1:18.096			36.777	1:26.762	33.142	1:16.913	35.369	1:22.194	35.263	1:22.823
	FL			39.268	1:57.364			42.336	2:09.098	38.375	1:55.288	40.777	2:02.971	41.333	2:04.156
13	IP1			45.536	45.536			48.521	48.521	44.698	44.698	46.931	46.931	47.293	47.293
	IP2			32.953	1:18.489			37.035	1:25.556	32.308	1:17.006	35.191	1:22.122	35.010	1:22.303
	FL			38.942	1:57.431			42.529	2:08.085	38.382	1:55.388	40.909	2:03.031	41.828	2:04.131
14	IP1			44.846	44.846			48.758	48.758	44.173	44.173	46.328	46.328	47.278	47.278
	IP2			33.353	1:18.199			35.809	1:24.567	32.473	1:16.646	35.232	1:21.560	35.406	1:22.684
	FL			39.498	1:57.697			43.321	2:07.888	38.351	1:54.997	42.188	2:03.748	41.654	2:04.338
15	IP1			45.168	45.168			50.710	50.710	43.979	43.979	46.387	46.387	46.763	46.763
	IP2			33.666	1:18.834			36.620	1:27.330	32.468	1:16.447	35.057	1:21.444	34.864	1:21.627
	FL			2:01.09	PIT EXIT			2:00.34	PIT EXIT	38.791	1:55.238	1:56.05	PIT EXIT	42.014	2:03.641
16	IP1			48.662	48.662			52.708	52.708	44.345	44.345	51.043	51.043	47.376	47.376
	IP2			31.740	1:20.402			36.699	1:29.407	32.588	1:16.933	35.525	1:26.568	35.854	1:23.230
	FL			37.613	1:58.015			42.254	2:11.661	2:01.43	PIT EXIT	40.737	2:07.305	2:02.60	PIT EXIT
17	IP1			43.239	43.239			49.325	49.325	46.541	46.541	46.908	46.908	53.538	53.538
	IP2			31.705	1:14.944			36.089	1:25.414	32.441	1:18.982	35.210	1:22.118	35.882	1:29.420
	FL			37.485	1:52.429			42.450	2:07.864	38.626	1:57.608	41.428	2:03.546	41.701	2:11.121
18	IP1			42.921	42.921			48.248	48.248	43.992	43.992	47.212	47.212	47.917	47.917
	IP2			31.418	1:14.339			36.265	1:24.513	32.513	1:16.505	35.175	1:22.387	35.191	1:23.108
	FL			37.460	1:51.799			41.674	2:06.187	38.036	1:54.541	41.180	2:03.567	41.634	2:04.742



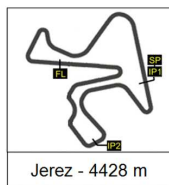
23 - 24 octubre 2021

1
f17

MASTERS HISTORIC SPORTS CARS

Race ANALYSIS

Número	5		9		16		19		25		27		32		
	Vta	Sector	Vuelta	Sector	Vuelta	Sector	Vuelta	Sector	Vuelta	Sector	Vuelta	Sector	Vuelta		
19	IP1			42.886	42.886			48.093	48.093	43.795	43.795	47.551	47.551	48.391	48.391
	IP2			31.398	1:14.284			35.575	1:23.668	32.599	1:16.394	35.098	1:22.649	35.772	1:24.163
	FL			37.691	1:51.975			41.723	2:05.391	38.114	1:54.508	40.411	2:03.060	41.903	2:06.066
20	IP1			43.902	43.902			48.295	48.295	43.598	43.598	47.043	47.043	48.386	48.386
	IP2			31.271	1:15.173			36.290	1:24.584	32.544	1:16.142	35.297	1:22.340	35.563	1:23.949
	FL			37.464	1:52.637			42.459	2:07.045	37.995	1:54.137	41.016	2:03.356	41.975	2:05.924
21	IP1			42.870	42.870			48.940	48.940	43.729	43.729	46.891	46.891	47.858	47.858
	IP2			31.327	1:14.197			36.665	1:25.605	32.440	1:16.169	34.885	1:21.776	35.297	1:23.155
	FL			37.407	1:51.604			42.477	2:08.082	38.012	1:54.181	41.095	2:02.871	42.336	2:05.491
22	IP1			42.773	42.773			49.376	49.376	43.776	43.776	47.136	47.136	47.972	47.972
	IP2			31.575	1:14.348			36.691	1:26.067	32.665	1:16.441	35.602	1:22.738	35.860	1:23.832
	FL			37.699	1:52.047			43.269	2:09.336	38.561	1:55.002	41.438	2:04.176	41.719	2:05.551
23	IP1			42.698	42.698			48.970	48.970	43.858	43.858	47.278	47.278	47.858	47.858
	IP2			31.231	1:13.929			36.118	1:25.088	32.269	1:16.127	35.406	1:22.684	35.019	1:22.877
	FL			37.516	1:51.445			42.412	2:07.500	38.262	1:54.389	41.396	2:04.080	41.749	2:04.626
24	IP1			42.877	42.877			49.638	49.638	44.060	44.060	47.457	47.457	48.956	48.956
	IP2			31.552	1:14.429			36.319	1:25.957	32.299	1:16.359	35.398	1:22.855	35.334	1:24.290
	FL			37.496	1:51.925			42.986	2:08.943	38.302	1:54.661	42.577	2:05.432	41.792	2:06.082
25	IP1			43.136	43.136			48.952	48.952	44.164	44.164	47.104	47.104	47.803	47.803
	IP2			31.577	1:14.713			36.554	1:25.506	32.558	1:16.722	35.013	1:22.117	35.105	1:22.908
	FL			37.578	1:52.291			42.588	2:08.094	38.167	1:54.889	41.011	2:03.128	41.775	2:04.683
26	IP1			43.355	43.355			49.035	49.035	43.953	43.953	47.126	47.126	48.100	48.100
	IP2			31.660	1:15.015			35.727	1:24.762	32.271	1:16.224	35.326	1:22.452	35.130	1:23.230
	FL			37.660	1:52.675			42.728	2:07.490	38.539	1:54.763	41.293	2:03.745	41.399	2:04.629
27	IP1			42.823	42.823			49.884	49.884	43.358	43.358	47.402	47.402	48.565	48.565
	IP2			31.664	1:14.487			37.318	1:27.202	32.327	1:15.685	35.152	1:22.554	35.388	1:23.953
	FL			37.515	1:52.002			42.482	2:09.684	38.441	1:54.126	40.808	2:03.362	42.488	2:06.441
28	IP1			42.840	42.840			49.064	49.064	43.857	43.857	48.001	48.001	48.490	48.490
	IP2			31.464	1:14.304			36.051	1:25.115	32.399	1:16.256	36.134	1:24.135	35.386	1:23.876
	FL			37.453	1:51.757			43.376	2:08.491	38.470	1:54.726	42.579	2:06.714	41.874	2:05.750
29	IP1			43.035	43.035					43.945	43.945	47.568	47.568	49.382	49.382
	IP2			31.518	1:14.553					32.495	1:16.440	35.662	1:23.230	35.939	1:25.321
	FL			37.635	1:52.188					38.172	1:54.612	41.869	2:05.099	43.330	2:08.651
30	IP1			43.438	43.438					43.701	43.701				
	IP2			31.824	1:15.262					32.605	1:16.306				
	FL			37.564	1:52.826					38.627	1:54.933				
31	IP1			43.018	43.018					43.898	43.898				
	IP2			31.401	1:14.419					32.445	1:16.343				
	FL			37.443	1:51.862					38.445	1:54.788				



2
f17

MASTERS HISTORIC SPORTS CARS

Race ANALYSIS

Número	35		59		60		64		96		0		0	
	Vta	Sector	Vuelta	Sector	Vuelta	Sector	Vuelta	Sector	Vuelta	Sector	Vuelta	Sector	Vuelta	
1	IP1	51.474	51.474			48.176	48.176	49.930	49.930	50.168	50.168			
	IP2	34.584	1:26.058			33.940	1:22.116	36.051	1:25.981	36.753	1:26.921			
	FL	41.828	2:07.886	1:54.99	1:54.999	39.655	2:01.771	42.401	2:08.382	41.277	2:08.198			
2	IP1	47.732	47.732			45.569	45.569	48.594	48.594	48.501	48.501			
	IP2	36.756	1:24.488			34.108	1:19.677	36.652	1:25.246	37.290	1:25.791			
	FL	41.847	2:06.335	1:53.88	1:53.889	39.167	1:58.844	42.119	2:07.365	41.424	2:07.215			
3	IP1	47.317	47.317			45.198	45.198	48.282	48.282	47.754	47.754			
	IP2	35.467	1:22.784			33.159	1:18.357	36.264	1:24.546	35.714	1:23.468			
	FL	42.147	2:04.931	1:53.36	1:53.363	40.214	1:58.571	42.757	2:07.303	41.695	2:05.163			
4	IP1	47.442	47.442			45.661	45.661	47.921	47.921	47.721	47.721			
	IP2	34.711	1:22.153			33.330	1:18.991	36.204	1:24.125	35.551	1:23.272			
	FL	42.024	2:04.177	1:55.07	1:55.070	39.927	1:58.918	41.866	2:05.991	41.117	2:04.389			
5	IP1	47.252	47.252			45.692	45.692	59.481	59.481	47.414	47.414			
	IP2	34.598	1:21.850			33.272	1:18.964			35.544	1:22.958			
	FL	42.633	2:04.483	1:53.09	1:53.099	39.346	1:58.310			41.383	2:04.341			
6	IP1	47.252	47.252			45.488	45.488			47.185	47.185			
	IP2	34.647	1:21.899			34.373	1:19.861			36.551	1:23.736			
	FL	40.861	2:02.760	1:52.39	1:52.399	40.314	2:00.175			41.302	2:05.038			
7	IP1	46.747	46.747			45.586	45.586			47.549	47.549			
	IP2	34.416	1:21.163			33.963	1:19.549			35.405	1:22.954			
	FL	41.169	2:02.332	1:52.59	1:52.597	39.605	1:59.154			40.906	2:03.860			
8	IP1	47.162	47.162			45.252	45.252			47.041	47.041			
	IP2	34.573	1:21.735			33.092	1:18.344			35.544	1:22.585			
	FL	41.092	2:02.827	1:52.34	1:52.344	39.481	1:57.825			41.236	2:03.821			
9	IP1	46.904	46.904			45.178	45.178			47.070	47.070			
	IP2	35.268	1:22.172			33.255	1:18.433			35.634	1:22.704			
	FL	41.593	2:03.765	1:54.48	1:54.483	39.894	1:58.327			41.087	2:03.791			
10	IP1	47.155	47.155			45.427	45.427			47.595	47.595			
	IP2	34.711	1:21.866			34.099	1:19.526			35.646	1:23.241			
	FL	41.519	2:03.385	1:53.80	1:53.800	40.687	2:00.213			42.893	2:06.134			
11	IP1	47.782	47.782			45.920	45.920			47.786	47.786			
	IP2	35.071	1:22.853			34.143	1:20.063			36.292	1:24.078			
	FL	41.422	2:04.275	1:55.42	1:55.424	40.040	2:00.103			41.850	2:05.928			
12	IP1	47.944	47.944			45.692	45.692			47.875	47.875			
	IP2	35.175	1:23.119			33.973	1:19.665			36.287	1:24.162			
	FL	41.721	2:04.840	1:52.69	1:52.691	40.041	1:59.706			42.345	2:06.507			
13	IP1	47.959	47.959			45.733	45.733			48.278	48.278			
	IP2	35.877	1:23.836			34.360	1:20.093			36.550	1:24.828			
	FL	42.690	2:06.526	1:52.77	1:52.777	1:56.68	PIT EXIT			2:05.81	PIT EXIT			
14	IP1	48.235	48.235			49.592	49.592			52.360	52.360			
	IP2	35.323	1:23.558			34.235	1:23.827			36.146	1:28.506			
	FL	41.812	2:05.370	1:53.97	1:53.979	40.255	2:04.082			40.838	2:09.344			
15	IP1	48.409	48.409	43.436	43.436	45.427	45.427			47.850	47.850			
	IP2	36.637	1:25.046			33.815	1:19.242			35.213	1:23.063			
	FL			1:09.98	1:53.416	39.475	1:58.717			39.818	2:02.881			
16	IP1			43.177	43.177	45.281	45.281			46.460	46.460			
	IP2					34.834	1:20.115			34.716	1:21.176			
	FL			1:10.55	1:53.727	40.251	2:00.366			39.580	2:00.756			
17	IP1			42.896	42.896	45.740	45.740			46.296	46.296			
	IP2					33.837	1:19.577			35.053	1:21.349			
	FL			2:33.12	PIT EXIT	39.935	1:59.512			39.770	2:01.119			
18	IP1			49.703	49.703	45.506	45.506			46.257	46.257			
	IP2					33.527	1:19.033			34.849	1:21.106			
	FL			1:10.48	2:00.188	40.092	1:59.125			39.515	2:00.621			





23 - 24 octubre 2021

2
f17

MASTERS HISTORIC SPORTS CARS

Race ANALYSIS

Número	35		59		60		64		96		0		0	
	Vta	Sector	Vuelta	Sector	Vuelta	Sector	Vuelta	Sector	Vuelta	Sector	Vuelta	Sector	Vuelta	
19	IP1			44.184	44.184	45.093	45.093			46.452	46.452			
	IP2					33.646	1:18.739			34.451	1:20.903			
	FL			1:08.35	1:52.540	39.758	1:58.497			39.622	2:00.525			
20	IP1			43.095	43.095	44.559	44.559			46.406	46.406			
	IP2					33.376	1:17.935			35.084	1:21.490			
	FL			1:09.00	1:52.104	39.552	1:57.487			39.785	2:01.275			
21	IP1			42.940	42.940	45.679	45.679			45.722	45.722			
	IP2					34.284	1:19.963			34.680	1:20.402			
	FL			1:08.99	1:51.938	39.910	1:59.873			39.239	1:59.641			
22	IP1			43.396	43.396	45.142	45.142			46.235	46.235			
	IP2					33.805	1:18.947			34.596	1:20.831			
	FL			1:09.27	1:52.674	39.871	1:58.818			39.717	2:00.548			
23	IP1			43.008	43.008	45.803	45.803			46.375	46.375			
	IP2					33.998	1:19.801			34.769	1:21.144			
	FL			1:09.10	1:52.114	40.212	2:00.013			39.842	2:00.986			
24	IP1			43.822	43.822	45.533	45.533			45.788	45.788			
	IP2					33.702	1:19.235			34.529	1:20.317			
	FL			1:09.42	1:53.242	40.182	1:59.417			39.973	2:00.290			
25	IP1			45.106	45.106	45.953	45.953			45.757	45.757			
	IP2					34.111	1:20.064			34.456	1:20.213			
	FL			1:09.03	1:54.137	40.067	2:00.131			40.009	2:00.222			
26	IP1			42.713	42.713	45.630	45.630			45.850	45.850			
	IP2					33.498	1:19.128			34.679	1:20.529			
	FL			1:09.33	1:52.049	40.049	1:59.177			40.024	2:00.553			
27	IP1			43.610	43.610	45.541	45.541			46.550	46.550			
	IP2					34.696	1:20.237			34.665	1:21.215			
	FL			1:10.35	1:53.962	40.237	2:00.474			40.597	2:01.812			
28	IP1			43.947	43.947	45.918	45.918			46.731	46.731			
	IP2					34.124	1:20.042			34.879	1:21.610			
	FL			1:10.00	1:53.955	40.053	2:00.095			39.592	2:01.202			
29	IP1			43.607	43.607	45.549	45.549			46.002	46.002			
	IP2					33.918	1:19.467			34.725	1:20.727			
	FL			1:09.58	1:53.189	39.415	1:58.882			40.032	2:00.759			
30	IP1			43.564	43.564	45.098	45.098							
	IP2					33.521	1:18.619							
	FL			1:10.16	1:53.727	39.875	1:58.493							
31	IP1			45.217	45.217									
	IP2													
	FL			1:17.15	2:02.372									



f18

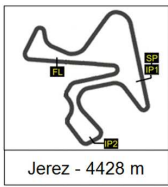
MASTERS HISTORIC SPORTS CARS

Race

40 BEST LAPS

Dorsal	Piloto	Nat	Equipo	Maq.	Hora	Vuelta	Tiempo
9	Max SMITH-HILLIARD	GBR	Miles GRIFFITHS	Chevron B1	13:22:59	23	1:51.445
9	Max SMITH-HILLIARD	GBR	Miles GRIFFITHS	Chevron B1	13:19:15	21	1:51.604
9	Max SMITH-HILLIARD	GBR	Miles GRIFFITHS	Chevron B1	13:32:19	28	1:51.757
9	Max SMITH-HILLIARD	GBR	Miles GRIFFITHS	Chevron B1	13:13:39	18	1:51.799
9	Max SMITH-HILLIARD	GBR	Miles GRIFFITHS	Chevron B1	13:37:56	31	1:51.862
9	Max SMITH-HILLIARD	GBR	Miles GRIFFITHS	Chevron B1	13:24:51	24	1:51.925
59	Steve BROOKS	GBR	Martin O'CONNEL	Lola T70 M	41:13	21	1:51.938
9	Max SMITH-HILLIARD	GBR	Miles GRIFFITHS	Chevron B1	13:15:31	19	1:51.975
9	Max SMITH-HILLIARD	GBR	Miles GRIFFITHS	Chevron B1	13:30:28	27	1:52.002
9	Max SMITH-HILLIARD	GBR	Miles GRIFFITHS	Chevron B1	13:21:07	22	1:52.047
59	Steve BROOKS	GBR	Martin O'CONNEL	Lola T70 M	13:27:48	26	1:52.049
59	Steve BROOKS	GBR	Martin O'CONNEL	Lola T70 M	13:16:32	20	1:52.104
59	Steve BROOKS	GBR	Martin O'CONNEL	Lola T70 M	13:22:08	23	1:52.114
9	Max SMITH-HILLIARD	GBR	Miles GRIFFITHS	Chevron B1	13:34:11	29	1:52.188
9	Max SMITH-HILLIARD	GBR	Miles GRIFFITHS	Chevron B1	13:26:43	25	1:52.291
59	Steve BROOKS	GBR	Martin O'CONNEL	Lola T70 M	15:010	8	1:52.344
59	Steve BROOKS	GBR	Martin O'CONNEL	Lola T70 M	11:25	6	1:52.399
9	Max SMITH-HILLIARD	GBR	Miles GRIFFITHS	Chevron B1	13:11:47	17	1:52.429
59	Steve BROOKS	GBR	Martin O'CONNEL	Lola T70 M	37:29	19	1:52.540
59	Steve BROOKS	GBR	Martin O'CONNEL	Lola T70 M	12:50:28	7	1:52.597
9	Max SMITH-HILLIARD	GBR	Miles GRIFFITHS	Chevron B1	13:17:24	20	1:52.637
59	Steve BROOKS	GBR	Martin O'CONNEL	Lola T70 M	13:20:16	22	1:52.674
9	Max SMITH-HILLIARD	GBR	Miles GRIFFITHS	Chevron B1	13:28:36	26	1:52.675
59	Steve BROOKS	GBR	Martin O'CONNEL	Lola T70 M	22:46	12	1:52.691
59	Steve BROOKS	GBR	Martin O'CONNEL	Lola T70 M	24:39	13	1:52.777
9	Max SMITH-HILLIARD	GBR	Miles GRIFFITHS	Chevron B1	13:36:04	30	1:52.826
59	Steve BROOKS	GBR	Martin O'CONNEL	Lola T70 M	9:33	5	1:53.099
59	Steve BROOKS	GBR	Martin O'CONNEL	Lola T70 M	13:33:29	29	1:53.189
59	Steve BROOKS	GBR	Martin O'CONNEL	Lola T70 M	13:24:02	24	1:53.242
59	Steve BROOKS	GBR	Martin O'CONNEL	Lola T70 M	5:44	3	1:53.363
25	Michael GANS	LUX		Lola T290	12:46:45	5	1:53.367
59	Steve BROOKS	GBR	Martin O'CONNEL	Lola T70 M	28:26	15	1:53.416
25	Michael GANS	LUX		Lola T290	12:44:52	4	1:53.646
59	Steve BROOKS	GBR	Martin O'CONNEL	Lola T70 M	13:35:23	30	1:53.727
59	Steve BROOKS	GBR	Martin O'CONNEL	Lola T70 M	13:07:31	16	1:53.727
25	Michael GANS	LUX		Lola T290	12:48:39	6	1:53.746
59	Steve BROOKS	GBR	Martin O'CONNEL	Lola T70 M	18:58	10	1:53.800
59	Steve BROOKS	GBR	Martin O'CONNEL	Lola T70 M	3:51	2	1:53.889
59	Steve BROOKS	GBR	Martin O'CONNEL	Lola T70 M	13:31:36	28	1:53.955
59	Steve BROOKS	GBR	Martin O'CONNEL	Lola T70 M	13:29:42	27	1:53.962





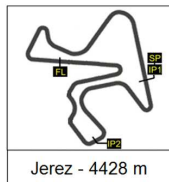
f19

MASTERS HISTORIC SPORTS CARS

Race

TOP FIVE LAPS

Piloto	Nat	Equipo	Top Five Laps				
9 Max SMITH-HILLIARD	GBR	Miles GRIFFITHS	1:51.445	1:51.604	1:51.757	1:51.799	1:51.862
59 Steve BROOKS	GBR	Martin O'CONNEL	1:51.938	1:52.049	1:52.104	1:52.114	1:52.344
25 Michael GANS	LUX		1:53.367	1:53.646	1:53.746	1:54.108	1:54.126
5 Marc DEVIS	BEL		1:57.446	2:00.177	PARRILL		
60 Guy PEETERS	BEL		1:57.487	1:57.825	1:58.310	1:58.327	1:58.493
96 John SPIERS	GBR	Nigel GREENSALL	1:59.641	2:00.222	2:00.290	2:00.525	2:00.548
27 John SHELDON	GBR		2:01.590	2:01.722	2:01.851	2:01.994	2:02.240
35 Chris LILLINGSTON-PRIC	GBR		2:02.332	2:02.760	2:02.827	2:03.385	2:03.765
32 Charles ALLISON	GBR	Peter THOMPSON	2:03.465	2:03.641	2:03.720	2:03.753	2:03.929
19 Andrew OWEN	GBR	Mark OWEN	2:05.391	2:05.670	2:06.187	2:06.427	2:07.044
64 Stephan JOEBSTL	GBR	Andy WILLIS	2:05.991	2:07.303	2:07.365	2:08.382	PARRILL
16 Chris JOLLY	GBR	Steve FARTHING	2:06.088	2:06.432	2:07.753	2:08.873	PARRILL



f20


MASTERS HISTORIC SPORTS CARS

Race

40 BEST MAXIMUM SPEEDS

Dorsal	Piloto	Nat	Equipo	Maq.	Hora	Vuelta	Vmax
96	John SPIERS	GBR	Nigel GREENSALL	McLaren M1	13:26:54	23	234,8
96	John SPIERS	GBR	Nigel GREENSALL	McLaren M1	13:28:54	24	233,8
96	John SPIERS	GBR	Nigel GREENSALL	McLaren M1	12:52:41	7	233,3
96	John SPIERS	GBR	Nigel GREENSALL	McLaren M1	13:30:54	25	233,3
96	John SPIERS	GBR	Nigel GREENSALL	McLaren M1	13:36:58	28	233,3
96	John SPIERS	GBR	Nigel GREENSALL	McLaren M1	13:10:49	15	232,8
96	John SPIERS	GBR	Nigel GREENSALL	McLaren M1	12:44:24	3	232,3
96	John SPIERS	GBR	Nigel GREENSALL	McLaren M1	12:54:44	8	232,3
96	John SPIERS	GBR	Nigel GREENSALL	McLaren M1	12:56:49	9	231,8
96	John SPIERS	GBR	Nigel GREENSALL	McLaren M1	13:14:51	17	231,8
96	John SPIERS	GBR	Nigel GREENSALL	McLaren M1	13:24:53	22	231,8
96	John SPIERS	GBR	Nigel GREENSALL	McLaren M1	13:16:51	18	231,8
96	John SPIERS	GBR	Nigel GREENSALL	McLaren M1	12:50:37	6	231,3
96	John SPIERS	GBR	Nigel GREENSALL	McLaren M1	12:46:28	4	231,3
96	John SPIERS	GBR	Nigel GREENSALL	McLaren M1	12:48:32	5	231,3
96	John SPIERS	GBR	Nigel GREENSALL	McLaren M1	13:20:53	20	231,3
96	John SPIERS	GBR	Nigel GREENSALL	McLaren M1	13:01:01	11	231,3
96	John SPIERS	GBR	Nigel GREENSALL	McLaren M1	13:22:53	21	230,8
96	John SPIERS	GBR	Nigel GREENSALL	McLaren M1	12:42:18	2	230,3
96	John SPIERS	GBR	Nigel GREENSALL	McLaren M1	12:58:55	10	230,3
96	John SPIERS	GBR	Nigel GREENSALL	McLaren M1	13:32:56	26	229,8
96	John SPIERS	GBR	Nigel GREENSALL	McLaren M1	13:34:58	27	229,8
96	John SPIERS	GBR	Nigel GREENSALL	McLaren M1	13:12:50	16	228,8
96	John SPIERS	GBR	Nigel GREENSALL	McLaren M1	13:18:52	19	228,3
96	John SPIERS	GBR	Nigel GREENSALL	McLaren M1	12:40:12	1	227,4
96	John SPIERS	GBR	Nigel GREENSALL	McLaren M1	13:08:47	14	226,4
16	Chris JOLLY	GBR	Steve FARTHING	Cooper Mon	12:40:13	1	225,9
96	John SPIERS	GBR	Nigel GREENSALL	McLaren M1	13:03:08	12	225,5
96	John SPIERS	GBR	Nigel GREENSALL	McLaren M1	12:38:05	0	225,0
16	Chris JOLLY	GBR	Steve FARTHING	Cooper Mon	12:44:27	3	224,1
59	Steve BROOKS	GBR	Martin O'CONNEL	Lola T70 M	13:08:14	16	224,1
59	Steve BROOKS	GBR	Martin O'CONNEL	Lola T70 M	13:32:19	28	222,7
59	Steve BROOKS	GBR	Martin O'CONNEL	Lola T70 M	13:17:15	20	222,7
59	Steve BROOKS	GBR	Martin O'CONNEL	Lola T70 M	13:19:07	21	222,7
16	Chris JOLLY	GBR	Steve FARTHING	Cooper Mon	12:38:07	0	222,2
59	Steve BROOKS	GBR	Martin O'CONNEL	Lola T70 M	13:20:59	22	222,2
59	Steve BROOKS	GBR	Martin O'CONNEL	Lola T70 M	13:28:31	26	222,2
59	Steve BROOKS	GBR	Martin O'CONNEL	Lola T70 M	13:06:20	15	221,8
59	Steve BROOKS	GBR	Martin O'CONNEL	Lola T70 M	13:13:31	18	221,3
59	Steve BROOKS	GBR	Martin O'CONNEL	Lola T70 M	13:15:23	19	221,3



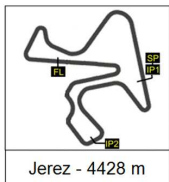


f21

MASTERS HISTORIC SPORTS CARS Race TOP FIVE MAXIMUM SPEEDS

Piloto	Nat	Equipo	Top Five Vmax				
96 John SPIERS	GBR	Nigel GREENSALL	234,8	233,8	233,3	233,3	233,3
16 Chris JOLLY	GBR	Steve FARTHING	225,9	224,1	222,2	218,2	
59 Steve BROOKS	GBR	Martin O'CONNEL	224,1	222,7	222,7	222,7	222,2
9 Max SMITH-HILLIARD	GBR	Miles GRIFFITHS	211,3	210,5	210,5	210,1	209,7
25 Michael GANS	LUX		209,3	207,3	207,3	206,5	206,1
5 Marc DEVIS	BEL		206,9	206,9	201,5		
60 Guy PEETERS	BEL		206,9	206,5	206,1	206,1	205,7
27 John SHELDON	GBR		203,8	203,4	201,1	200,7	200,4
64 Stephan JOEBSTL	GBR	Andy WILLIS	200,7	200,0	199,6	199,6	72,8
32 Charles ALLISON	GBR	Peter THOMPSON	200,0	199,6	199,3	197,8	197,4
19 Andrew OWEN	GBR	Mark OWEN	200,0	198,5	197,8	196,4	194,9
35 Chris LILLINGSTON-PRIC	GBR		197,4	195,3	194,9	193,5	193,5





f22

MASTERS HISTORIC SPORTS CARS

Race

PLANNING

Vta	1	2	3	4	5	6	7	8	9	10	11	12	13	14	15	16
0	59	9	25	60	5	64	27	32	96	19	16	35				
1	59	25	9	5	60	27	64	32	96	16	19	35				
2	59	25	9	5	60	27	64	96	32	35	16	19				
3	59	25	9	60	27	96	35	64	32	16	19					
4	59	25	9	60	27	96	35	32	64	16	19					
5	59	25	9	60	27	96	35	32	19							
6	59	25	9	60	27	35	96	32	19							
7	59	25	9	60	27	35	96	32	19							
8	59	25	9	60	27	35	96	32	19 ¹							
9	59	25	9	60	27	35	96	32	19 ¹							
10	59	25	9	60	27	35	96 ¹	32 ¹	19 ¹							
11	59	25	9	60	27	35 ¹	96 ¹	32 ¹	19 ¹							
12	59	25	9	60	27 ¹	35 ¹	32 ¹	96 ¹	19 ¹							
13	59	25	9	27 ¹	35 ¹	32 ¹	60 ¹	19 ¹	96 ²							
14	59	25	9	27 ¹	35 ¹	60 ¹	32 ¹	19 ¹	96 ²							
15	59	25	9 ¹	60 ¹	32 ¹	27 ¹	96 ¹	19 ¹								
16	59	25	9	60	27 ¹	32 ¹	96 ¹	19 ¹								
17	59	25	9	60	27 ¹	96 ¹	32 ¹	19 ²								
18	59	25	9	60	27 ¹	96 ¹	32 ¹	19 ²								
19	59	25	9	60	27 ¹	96 ¹	32 ¹	19 ²								
20	59	25	9	60	27 ¹	96 ¹	32 ²	19 ²								
21	59	25	9	60 ¹	27 ¹	96 ¹	32 ²	19 ²								
22	59	25	9	60 ¹	27 ¹	96 ²	32 ²	19 ²								
23	59	25	9	60 ¹	27 ¹	96 ²	32 ²	19 ²								
24	59	25	9	60 ¹	27 ²	96 ²	32 ²	19 ³								
25	59	25	9	60 ¹	27 ²	96 ²	32 ²	19 ³								
26	59	25	9	60 ¹	27 ²	96 ²	32 ²	19 ³								
27	59	25	9	60 ¹	27 ²	96 ²	32 ²	19 ³								
28	59	25	9	60 ¹	27 ²	96 ²	32 ²	19 ³								
29	59	25	9	60 ¹	96 ²	27 ²	32 ²	19 ³								
30	59	25	9	60 ¹	96 ²	27 ²	32 ²	19 ³								
31	59	25	9	60 ¹	96 ²	27 ²	32 ²	19 ³								

