

f1

5 - 7 noviembre 2021

GROUP 1 + F MINI Qualifying Pracrice PRACTICE RESULTS

CONDICIONES ATMOSFERICAS: **Soleado**

ESTADO DE LA PISTA: **Seca**

Ord. #	Piloto	Licencia	Club	Marca	NV	VR	Tiempo	Gap	Intv	VMax	
1	501 d		Pedro/Pereira	POR Carlos D. Pedro	Ford	18	14	2:10.762	----	----	176,7
2	528 g		Martin/Soper	POR Mark Martin	Ford	14	13	2:11.212	0.450	0.450	185,1
3	518 d		Liberal/Freitas	POR Luis P.Liberal	Ford	21	2	2:11.360	0.598	0.148	176,0
4	516 d		Lopes/Martins	POR João D. Lopes	Ford	17	15	2:12.104	1.342	0.744	174,7
5	508 d		Vieira	POR Paulo Vieira	Ford	21	10	2:13.150	2.388	1.046	177,1
6	573 e		Castro/Vieira	POR Andre Castro Pinheiro	Jaguar	21	11	2:14.541	3.779	1.391	179,9
7	549 d		Mira/Afoito	POR João Mira Gomes	Ford	20	19	2:15.324	4.562	0.783	169,8
8	523 d		Breda/Maia	POR Nuno Breda	Ford	9	8	2:16.007	5.245	0.683	173,7
9	502 c		Gaspar/Ferreira	POR Madalena Gaspar	VW	17	15	2:17.005	6.243	0.998	161,0
10	588 c		Cerveira/Liberal	POR Rafael Cerveira Pinto	VW	21	21	2:18.467	7.705	1.462	165,0
11	540 c		Matos/Matos	POR Carlos Matos	VW	19	9	2:21.616	10.854	3.149	157,3
12	525 c		Gagliardini/Oliveira	POR Carlos Gagliardini	VW	11	3	2:21.885	11.123	0.269	156,9
13	587 c		Menezes/Breyner	POR Manuel C. Menezes	VW	16	14	2:22.975	12.213	1.090	152,8
14	524 d		Carvalho	POR Rui S. Carvalho	Porsche	14	14	2:25.353	14.591	2.378	156,7
15	111 om		Reis/Silva	POR Joel Reis	Mini	14	5	2:29.708	18.946	4.355	145,2
16	18 om		Dias/Dias	POR Nuno Dias	Mini	20	20	2:29.852	19.090	0.144	141,7
17	586 b		Costa	POR Luis S. Costa	Datsun	20	19	2:30.265	19.503	0.413	157,0
18	21 ov		Fedorowicz/Affonso	POR João Fedorowicz	Mini	14	12	2:31.628	20.866	1.363	144,9
19	62 ov		Pinto	POR Francisco Pinto	Mini	17	15	2:32.328	21.566	0.700	141,9
20	11 ov		Sepúlveda/Duarte	POR Luis Sepúlveda	Mini	20	10	2:32.628	21.866	0.300	141,8
21	584 f		Abreu/Martins	POR Tomás P.Abreu	Datsun	17	10	2:33.952	23.190	1.324	139,6
22	221 om		Lima/Lima	POR Bruno Lima	Mini	16	15	2:34.855	24.093	0.903	141,5
23	580 f		Reis/Costa	POR Pedro Reis	Datsun	15	15	2:34.975	24.213	0.120	137,6
24	532 f		Castro	POR Rui Castro	Datsun	16	15	2:36.380	25.618	1.405	136,4
25	565 f		Sta Barbara/Matos	POR Luis Santa Bárbara	Datsun	13	12	2:38.532	27.770	2.152	137,8
26	590 f		Mourato	POR Pedro Mourato Gordo	Datsun	19	19	2:38.713	27.951	0.181	134,9

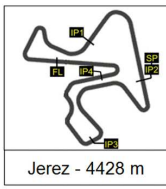
Circuito de Jerez, 6 DE NOVIEMBRE DE 2021

STEWARDS	RACE DIRECTOR	TIMEKEEPER
Hora:	Hora:	RESULTADOS PUBLICADOS A LAS 17:08 HORAS

Pág 1 de 1

LiveTiming: live.crono-jerez.com





f2

5 - 7 noviembre 2021

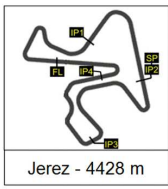
GROUP 1 + F MINI Qualifying Practice LAP BY LAP

Vuelta	11	18	21	62	111	221	501	502	508	516	518	523
1	2:44.641	2:54.887	2:49.495	2:57.365	2:40.371	2:52.644	2:36.271	2:31.330	2:39.606	2:31.717	2:24.057	2:35.657
2	2:36.620	2:33.879	2:35.127	2:45.192	2:31.663	2:46.492	2:17.022	2:17.040	2:18.868	2:14.430	2:11.360*	2:18.291
3	2:35.073	2:32.105	2:32.411	2:42.995	2:31.192	2:40.549	2:16.044	2:17.275	2:14.718	2:13.930	2:12.315	2:16.452
4	2:35.324	2:31.287	PIT EXIT	2:52.984	2:41.200	2:40.690	2:17.304	2:36.274	PIT EXIT	PIT EXIT	2:11.374	PIT EXIT
5	2:35.561	2:30.650	PIT EXIT	PIT EXIT	2:29.708*	2:39.157	2:17.471	PIT EXIT	3:15.658	2:40.113	PIT EXIT	2:23.704
6	PIT EXIT	PIT EXIT	2:45.229	2:43.438	PIT EXIT	2:37.152	2:27.626	PIT EXIT	PIT EXIT	PIT EXIT	2:43.897	2:16.718
7	3:03.487	2:37.445	2:34.458	2:34.764	2:48.718	PIT EXIT	PIT EXIT	2:29.775	2:21.399	2:21.670	PIT EXIT	2:16.798
8	2:32.835	2:30.851	2:32.361	2:35.852	2:31.468	2:47.385	2:23.101	2:23.332	2:15.688	2:14.626	2:23.662	2:16.007*
9	2:33.086	2:29.956	2:32.524	2:40.555	2:31.976	2:36.278	2:15.608	2:19.988	2:41.649	2:13.311	2:14.753	2:16.272
10	2:32.628*	2:30.262	PIT EXIT	PIT EXIT	2:33.361	2:37.220	PIT EXIT	2:22.331	2:13.150*	2:13.324	2:14.831	
11	PIT EXIT	2:30.838	2:36.922	2:38.461	PIT EXIT	2:37.449	2:20.188	2:22.954	PIT EXIT	PIT EXIT	2:13.415	
12	2:37.307	PIT EXIT	2:31.628*	2:33.733	2:46.615	PIT EXIT	PIT EXIT	PIT EXIT	2:22.838	PIT EXIT	2:14.331	
13	2:33.559	2:37.601	2:36.404	2:32.660	2:30.810	2:40.725	2:18.177	2:34.216	2:14.056	2:19.057	PIT EXIT	
14	2:36.040	2:34.408	2:32.241	2:33.799	2:30.685	2:35.853	2:10.762*	2:17.564	2:17.341	2:15.903	2:20.434	
15	2:35.771	2:32.147		2:32.328*		2:34.855*	2:11.061	2:17.005*	2:13.819	2:12.104*	2:14.726	
16	2:34.088	2:33.555		2:33.172		2:35.091	2:11.467	2:18.391	2:13.409	2:12.624	2:13.155	
17	2:32.745	2:31.251		2:33.359			2:11.827	2:17.320	2:18.105	2:12.333	2:11.966	
18	2:32.775	PIT EXIT					2:12.231		2:13.406		2:16.410	
19	2:33.517	2:35.224							2:18.162		PIT EXIT	
20	2:33.001	2:29.852*							2:15.236		2:20.178	
21									2:14.409		2:12.363	

Vuelta	524	525	528	532	540	549	565	573	580	584	586	587
1	3:01.172	2:27.695	2:27.404	PIT EXIT	2:58.712	2:47.710		2:37.584	2:52.715	2:51.245	2:56.835	2:45.513
2	2:30.662	2:23.516	2:20.617	2:48.361	2:28.374	2:36.700	PIT EXIT	2:19.774	2:39.761	2:39.191	2:37.314	2:23.077
3	PIT EXIT	2:21.885*	2:11.475	2:39.434	2:26.016	2:31.604	PIT EXIT	2:15.768	2:40.316	2:35.930	2:38.432	2:23.938
4	2:36.229	PIT EXIT	PIT EXIT	2:38.457	2:25.163	2:30.038	2:45.526	2:17.518	2:37.080	2:35.147	PIT EXIT	2:24.835
5	2:29.459	2:26.669	2:48.906	PIT EXIT	2:23.683	PIT EXIT	2:39.255	2:41.098	2:55.059	2:46.512	2:57.607	PIT EXIT
6	PIT EXIT	2:43.0614	PIT EXIT	2:44.649	2:54.443	2:35.674	2:39.103	2:59.262	PIT EXIT	PIT EXIT	PIT EXIT	PIT EXIT
7	2:50.100	2:23.040	2:26.853	2:39.638	PIT EXIT	2:26.100	PIT EXIT	PIT EXIT	2:45.436	2:41.206	2:43.948	2:35.989
8	2:26.571	2:22.990	2:15.424	2:37.985	2:29.818	2:24.700	2:48.103	2:26.533	2:38.384	2:34.046	2:32.605	2:26.750
9	2:25.701	2:23.873	2:14.599	2:37.544	2:21.616*	PIT EXIT	2:43.075	2:20.757	2:36.860	2:34.616	2:33.263	2:25.786
10	2:30.636	5:56.996	PIT EXIT	PIT EXIT	2:22.553	PIT EXIT	2:39.632	2:23.406	2:36.545	2:33.952*	2:39.141	2:28.205
11	PIT EXIT	2:22.247	PIT EXIT	2:44.618	PIT EXIT	2:26.159	2:38.549	2:14.541*	PIT EXIT	PIT EXIT	PIT EXIT	PIT EXIT
12	2:36.457		2:39.940	PIT EXIT	2:34.883	2:15.771	2:38.532*	PIT EXIT	2:43.055	2:43.014	2:48.237	2:56.149
13	2:25.722		2:11.212*	2:44.064	2:24.769	2:19.118	2:38.976	2:33.179	2:36.657	2:34.792	2:32.282	2:26.038
14	2:25.353*		2:11.532	2:37.304	2:24.115	2:24.655		2:24.478	2:36.781	2:34.492	2:30.513	2:22.975*
15				2:36.380*	2:24.006	2:17.977		2:21.176	2:34.975*	PIT EXIT	2:31.874	2:23.842
16				2:36.402	2:23.624	2:19.992		2:22.013		2:40.412	2:31.982	2:23.796
17					2:29.697	2:16.446		2:20.103		2:33.993	2:37.693	
18					2:22.965	2:16.167		2:20.279			2:33.347	
19					2:22.403	2:15.324*		2:22.089			2:30.265*	
20						2:25.577		2:18.296			2:31.471	
21								2:20.161				

Vuelta	588	590										



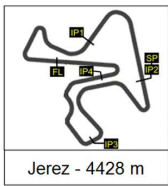


f2

5 - 7 noviembre 2021

GROUP 1 + F MINI Qualifying Practice LAP BY LAP

Vuelta	588	590										
1	2:55.123	3:05.010										
2	2:31.030	2:48.219										
3	2:22.751	2:44.223										
4	2:22.361	PIT EXIT										
5	2:20.924	2:54.879										
6	3:03.444	PIT EXIT										
7	PIT EXIT	2:46.842										
8	2:36.561	2:41.134										
9	2:24.103	2:42.457										
10	2:21.742	2:40.874										
11	2:21.056	PIT EXIT										
12	PIT EXIT	2:45.345										
13	2:37.349	2:42.032										
14	2:19.243	PIT EXIT										
15	2:30.879	2:46.516										
16	2:19.125	2:39.947										
17	2:19.231	2:39.167										
18	2:28.787	2:39.238										
19	2:19.175	2:38.713*										
20	2:26.480											
21	2:18.467*											

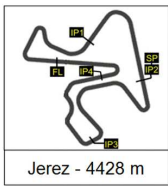


5 - 7 noviembre 2021

f3¹

GROUP 1 + F MINI Qualifying Practice ANALYSIS

Número	11		18		21		62		111		221		501	
Vta	Sector	Vuelta	Sector	Vuelta	Sector	Vuelta	Sector	Vuelta	Sector	Vuelta	Sector	Vuelta	Sector	Vuelta
19	IP1	58.593	58.593	1:02.16	1:02.166								50.830	50.830
	IP2	42.507	1:41.100	41.896	1:44.062								37.414	1:28.244
	FL	52.417	2:33.517	51.162	2:35.224									-----
20	IP1	58.385	58.385	57.100	57.100									
	IP2	42.437	1:40.822	41.961	1:39.061									
	FL	52.179	2:33.001	50.791	2:29.852									
21	IP1													
	IP2													
	FL		-----		-----									

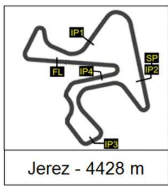


2
f3

5 - 7 noviembre 2021

GROUP 1 + F MINI Qualifying Practice ANALYSIS

Número		502		508		516		518		523		524		525	
Vta		Sector	Vuelta	Sector	Vuelta	Sector	Vuelta	Sector	Vuelta	Sector	Vuelta	Sector	Vuelta	Sector	Vuelta
19	IP1			53.218	53.218			54.794	54.794						
	IP2			38.740	1:31.958			41.809	1:36.603						
	FL			46.204	2:18.162			1:43.09	PIT EXIT						
20	IP1			51.658	51.658			59.123	59.123						
	IP2			37.937	1:29.595			36.929	1:36.052						
	FL			45.641	2:15.236			44.126	2:20.178						
21	IP1			51.580	51.580			49.932	49.932						
	IP2			37.709	1:29.289			37.217	1:27.149						
	FL			45.120	2:14.409			45.214	2:12.363						

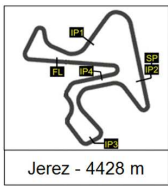


f3³

5 - 7 noviembre 2021

GROUP 1 + F MINI Qualifying Practice ANALYSIS

Número	528		532		540		549		565		573		580	
	Vta	Sector	Vuelta	Sector	Vuelta	Sector	Vuelta	Sector	Vuelta	Sector	Vuelta	Sector	Vuelta	
19	IP1				54.225	54.225	51.227	51.227			53.084	53.084		
	IP2				39.883	1:34.108	38.353	1:29.580			39.287	1:32.371		
	FL				48.295	2:22.403	45.744	2:15.324			49.718	2:22.089		
20	IP1				1:04.68	1:04.682	53.931	53.931			52.887	52.887		
	IP2				51.358	1:56.040	41.295	1:35.226			39.446	1:32.333		
	FL					-----	50.351	2:25.577			45.963	2:18.296		
21	IP1										53.121	53.121		
	IP2										38.540	1:31.661		
	FL										48.500	2:20.161		

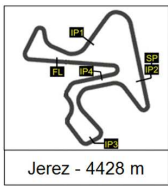


4
f3

5 - 7 noviembre 2021

GROUP 1 + F MINI Qualifying Practice ANALYSIS

Número	584		586		587		588		590		0		0	
	Vta	Sector	Vuelta	Sector	Vuelta	Sector	Vuelta	Sector	Vuelta	Sector	Vuelta	Sector	Vuelta	
1	IP1	1:11.31	1:11.319	1:15.63	1:15.638	1:11.71	1:11.710	1:20.03	1:20.039	1:17.96	1:17.969			
	IP2	46.226	1:57.545	47.016	2:02.654	43.613	1:55.323	45.925	2:05.964	47.746	2:05.715			
	FL	53.700	2:51.245	54.181	2:56.835	50.190	2:45.513	49.159	2:55.123	59.295	3:05.010			
2	IP1	1:01.60	1:01.609	59.111	59.111	54.452	54.452	1:00.67	1:00.676	1:03.07	1:03.073			
	IP2	45.046	1:46.655	45.397	1:44.508	40.206	1:34.658	41.807	1:42.483	47.316	1:50.389			
	FL	52.536	2:39.191	52.806	2:37.314	48.419	2:23.077	48.547	2:31.030	57.830	2:48.219			
3	IP1	1:00.57	1:00.577	1:00.06	1:00.060	55.359	55.359	55.303	55.303	1:03.34	1:03.345			
	IP2	43.424	1:44.001	44.151	1:44.211	39.865	1:35.224	40.234	1:35.537	45.262	1:48.607			
	FL	51.929	2:35.930	54.221	2:38.432	48.714	2:23.938	47.214	2:22.751	55.616	2:44.223			
4	IP1	1:00.01	1:00.012	1:02.21	1:02.216	56.102	56.102	53.859	53.859	1:04.37	1:04.370			
	IP2	43.170	1:43.182	45.385	1:47.601	40.124	1:36.226	39.721	1:33.580	45.642	1:50.012			
	FL	51.965	2:35.147	2:49.47	PIT EXIT	48.609	2:24.835	48.781	2:22.361	1:49.10	PIT EXIT			
5	IP1	1:00.10	1:00.101	1:12.70	1:12.707	55.781	55.781	53.581	53.581	1:08.87	1:08.878			
	IP2	47.548	1:47.649	47.284	1:59.991	40.905	1:36.686	39.693	1:33.274	47.174	1:56.052			
	FL	58.863	2:46.512	57.616	2:57.607	3:10.01	PIT EXIT	47.650	2:20.924	58.827	2:54.879			
6	IP1	1:08.94	1:08.946	1:10.94	1:10.942	1:22.63	1:22.637	1:04.87	1:04.876	1:03.69	1:03.690			
	IP2	54.697	2:03.643	47.000	1:57.942	53.258	2:15.895	53.482	1:58.358	53.082	1:56.772			
	FL	13:09.0	PIT EXIT	10:45.2	PIT EXIT	10:58.6	PIT EXIT	1:05.08	3:03.444	12:10.8	PIT EXIT			
7	IP1	1:05.00	1:05.000	1:07.02	1:07.023	1:02.35	1:02.352	1:13.50	1:13.500	1:07.59	1:07.592			
	IP2	43.597	1:48.597	44.181	1:51.204	42.599	1:44.951	52.956	2:06.456	44.933	1:52.525			
	FL	52.609	2:41.206	52.744	2:43.948	51.038	2:35.989	11:39.1	PIT EXIT	54.317	2:46.842			
8	IP1	59.469	59.469	57.738	57.738	55.937	55.937	1:05.64	1:05.647	1:01.71	1:01.719			
	IP2	42.593	1:42.062	43.194	1:40.932	41.152	1:37.089	42.118	1:47.765	45.122	1:46.841			
	FL	51.984	2:34.046	51.673	2:32.605	49.661	2:26.750	48.796	2:36.561	54.293	2:41.134			
9	IP1	58.762	58.762	58.845	58.845	56.122	56.122	56.221	56.221	1:02.15	1:02.154			
	IP2	43.223	1:41.985	43.534	1:42.379	40.297	1:36.419	40.023	1:36.244	45.664	1:47.818			
	FL	52.631	2:34.616	50.884	2:33.263	49.367	2:25.786	47.859	2:24.103	54.639	2:42.457			
10	IP1	59.282	59.282	1:00.62	1:00.625	57.246	57.246	54.393	54.393	1:01.79	1:01.792			
	IP2	42.712	1:41.994	46.308	1:46.933	42.218	1:39.464	39.470	1:33.863	44.600	1:46.392			
	FL	51.958	2:33.952	52.208	2:39.141	48.741	2:28.205	47.879	2:21.742	54.482	2:40.874			
11	IP1	58.729	58.729	59.496	59.496	55.054	55.054	53.139	53.139	1:01.21	1:01.217			
	IP2	48.733	1:47.462	44.647	1:44.143	40.002	1:35.056	40.378	1:33.517	44.772	1:45.989			
	FL	10:52.6	PIT EXIT	8:22.66	PIT EXIT	13:11.8	PIT EXIT	47.539	2:21.056	7:44.88	PIT EXIT			
12	IP1	1:06.86	1:06.866	1:09.00	1:09.009	1:23.91	1:23.917	53.636	53.636	1:06.91	1:06.917			
	IP2	43.730	1:50.596	44.366	1:53.375	42.806	2:06.723	39.149	1:32.785	44.525	1:51.442			
	FL	52.418	2:43.014	54.862	2:48.237	49.426	2:56.149	8:26.59	PIT EXIT	53.903	2:45.345			
13	IP1	59.699	59.699	57.595	57.595	56.945	56.945	1:03.98	1:03.981	1:01.07	1:01.073			
	IP2	43.188	1:42.887	43.245	1:40.840	40.721	1:37.666	43.766	1:47.747	44.569	1:45.642			
	FL	51.905	2:34.792	51.442	2:32.282	48.372	2:26.038	49.602	2:37.349	56.390	2:42.032			
14	IP1	59.566	59.566	57.497	57.497	54.817	54.817	53.544	53.544	1:13.41	1:13.415			
	IP2	42.983	1:42.549	42.115	1:39.612	40.164	1:34.981	39.025	1:32.569	50.509	2:03.924			
	FL	51.943	2:34.492	50.901	2:30.513	47.994	2:22.975	46.674	2:19.243	2:19.41	PIT EXIT			
15	IP1	1:01.10	1:01.105	58.018	58.018	54.775	54.775	53.769	53.769	1:06.73	1:06.734			
	IP2	45.551	1:46.656	42.779	1:40.797	40.181	1:34.956	43.968	1:37.737	44.957	1:51.691			
	FL	4:06.04	PIT EXIT	51.077	2:31.874	48.886	2:23.842	53.142	2:30.879	54.825	2:46.516			
16	IP1	1:04.66	1:04.664	58.282	58.282	54.885	54.885	53.145	53.145	1:01.26	1:01.264			
	IP2	43.572	1:48.236	42.642	1:40.924	40.262	1:35.147	39.015	1:32.160	44.516	1:45.780			
	FL	52.176	2:40.412	51.058	2:31.982	48.649	2:23.796	46.965	2:19.125	54.167	2:39.947			
17	IP1	59.424	59.424	1:02.18	1:02.182	55.864	55.864	53.033	53.033	1:01.22	1:01.223			
	IP2	42.670	1:42.094	43.552	1:45.734	41.527	1:37.391	39.240	1:32.273	44.091	1:45.314			
	FL	51.899	2:33.993	51.959	2:37.693			46.958	2:19.231	53.853	2:39.167			
18	IP1			57.747	57.747			52.799	52.799	1:01.15	1:01.150			
	IP2			44.018	1:41.765			40.061	1:32.860	44.153	1:45.303			
	FL			51.582	2:33.347			55.927	2:28.787	53.935	2:39.238			

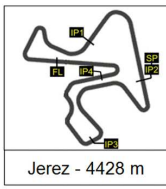


4
f3

5 - 7 noviembre 2021

GROUP 1 + F MINI Qualifying Practice ANALYSIS

Número		584		586		587		588		590		0		0	
Vta		Sector	Vuelta	Sector	Vuelta	Sector	Vuelta	Sector	Vuelta	Sector	Vuelta	Sector	Vuelta	Sector	Vuelta
19	IP1			57.137	57.137			53.396	53.396	1:00.75	1:00.755				
	IP2			42.374	1:39.511			38.973	1:32.369	44.400	1:45.155				
	FL			50.754	2:30.265			46.806	2:19.175	53.558	2:38.713				
20	IP1			58.171	58.171			52.948	52.948						
	IP2			42.699	1:40.870			39.871	1:32.819						
	FL			50.601	2:31.471			53.661	2:26.480		-----				
21	IP1							53.006	53.006						
	IP2							38.532	1:31.538						
	FL				-----			46.929	2:18.467						



f4

5 - 7 noviembre 2021

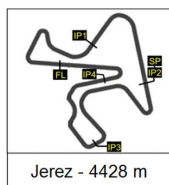
GROUP 1 + F MINI Qualifying Practice 40 BEST LAPS

Dorsal	Piloto	Nat	Equipo	Maq.	Hora	Vuelta	Tiempo
501	Pedro/Pereira	POR	Carlos D. Pedro	Ford	16:48:51	14	2:10.762
501	Pedro/Pereira	POR	Carlos D. Pedro	Ford	16:51:03	15	2:11.061
528	Martin/Soper	POR	Mark Martin	Ford	16:53:12	13	2:11.212
518	Liberal/Freitas	POR	Luis P.Liberal	Ford	15:59:55	2	2:11.360
518	Liberal/Freitas	POR	Luis P.Liberal	Ford	16:04:18	4	2:11.374
501	Pedro/Pereira	POR	Carlos D. Pedro	Ford	16:53:14	16	2:11.467
528	Martin/Soper	POR	Mark Martin	Ford	16:02:41	3	2:11.475
528	Martin/Soper	POR	Mark Martin	Ford	16:55:24	14	2:11.532
501	Pedro/Pereira	POR	Carlos D. Pedro	Ford	16:55:26	17	2:11.827
518	Liberal/Freitas	POR	Luis P.Liberal	Ford	16:53:32	17	2:11.966
516	Lopes/Martins	POR	João D. Lopes	Ford	16:56:19	15	2:12.104
501	Pedro/Pereira	POR	Carlos D. Pedro	Ford	16:57:38	18	2:12.231
518	Liberal/Freitas	POR	Luis P.Liberal	Ford	16:02:07	3	2:12.315
516	Lopes/Martins	POR	João D. Lopes	Ford	17:00:44	17	2:12.333
518	Liberal/Freitas	POR	Luis P.Liberal	Ford	17:03:41	21	2:12.363
516	Lopes/Martins	POR	João D. Lopes	Ford	16:58:32	16	2:12.624
508	Vieira	POR	Paulo Vieira	Ford	16:33:33	10	2:13.150
518	Liberal/Freitas	POR	Luis P.Liberal	Ford	16:51:20	16	2:13.155
516	Lopes/Martins	POR	João D. Lopes	Ford	16:31:07	9	2:13.311
516	Lopes/Martins	POR	João D. Lopes	Ford	16:33:21	10	2:13.324
508	Vieira	POR	Paulo Vieira	Ford	17:00:17	18	2:13.406
508	Vieira	POR	Paulo Vieira	Ford	16:55:45	16	2:13.409
518	Liberal/Freitas	POR	Luis P.Liberal	Ford	16:33:27	11	2:13.415
508	Vieira	POR	Paulo Vieira	Ford	16:53:32	15	2:13.819
516	Lopes/Martins	POR	João D. Lopes	Ford	16:02:05	3	2:13.930
508	Vieira	POR	Paulo Vieira	Ford	16:49:01	13	2:14.056
518	Liberal/Freitas	POR	Luis P.Liberal	Ford	16:35:41	12	2:14.331
508	Vieira	POR	Paulo Vieira	Ford	17:07:05	21	2:14.409
516	Lopes/Martins	POR	João D. Lopes	Ford	15:59:51	2	2:14.430
573	Castro/Vieira	POR	Andre Castro Pinheiro	Jaguar	16:33:58	11	2:14.541
528	Martin/Soper	POR	Mark Martin	Ford	16:30:52	9	2:14.599
516	Lopes/Martins	POR	João D. Lopes	Ford	16:28:54	8	2:14.626
508	Vieira	POR	Paulo Vieira	Ford	16:02:31	3	2:14.718
518	Liberal/Freitas	POR	Luis P.Liberal	Ford	16:49:07	15	2:14.726
518	Liberal/Freitas	POR	Luis P.Liberal	Ford	16:28:58	9	2:14.753
518	Liberal/Freitas	POR	Luis P.Liberal	Ford	16:31:13	10	2:14.831
508	Vieira	POR	Paulo Vieira	Ford	17:04:50	20	2:15.236
549	Mira/Afoito	POR	João Mira Gomes	Ford	17:05:37	19	2:15.324
528	Martin/Soper	POR	Mark Martin	Ford	16:28:37	8	2:15.424
501	Pedro/Pereira	POR	Carlos D. Pedro	Ford	16:28:38	9	2:15.608

Pág 1 de 1

LiveTiming: live.crono-jerez.com






f5

5 - 7 noviembre 2021

GROUP 1 + F MINI Qualifying Practice TOP FIVE LAPS

Piloto	Nat	Equipo	Top Five Laps				
501 Pedro/Pereira	POR	Carlos D. Pedro	2:10.762	2:11.061	2:11.467	2:11.827	2:12.231
528 Martin/Soper	POR	Mark Martin	2:11.212	2:11.475	2:11.532	2:14.599	2:15.424
518 Liberal/Freitas	POR	Luis P.Liberal	2:11.360	2:11.374	2:11.966	2:12.315	2:12.363
516 Lopes/Martins	POR	João D. Lopes	2:12.104	2:12.333	2:12.624	2:13.311	2:13.324
508 Vieira	POR	Paulo Vieira	2:13.150	2:13.406	2:13.409	2:13.819	2:14.056
573 Castro/Vieira	POR	Andre Castro Pinheiro	2:14.541	2:15.768	2:17.518	2:18.296	2:19.774
549 Mira/Afoito	POR	João Mira Gomes	2:15.324	2:15.771	2:16.167	2:16.446	2:17.977
523 Breda/Maia	POR	Nuno Breda	2:16.007	2:16.272	2:16.452	2:16.718	2:16.798
502 Gaspar/Ferreira	POR	Madalena Gaspar	2:17.005	2:17.040	2:17.275	2:17.320	2:17.564
588 Cerveira/Liberal	POR	Rafael Cerveira Pinto	2:18.467	2:19.125	2:19.175	2:19.231	2:19.243
540 Matos/Matos	POR	Carlos Matos	2:21.616	2:22.403	2:22.553	2:22.965	2:23.624
525 Gagliardini/Oliveira	POR	Carlos Gagliardini	2:21.885	2:22.247	2:22.990	2:23.040	2:23.516
587 Menezes/Breyner	POR	Manuel C. Menezes	2:22.975	2:23.077	2:23.796	2:23.842	2:23.938
524 Carvalho	POR	Rui S. Carvalho	2:25.353	2:25.701	2:25.722	2:26.571	2:29.459
111 Reis/Silva	POR	Joel Reis	2:29.708	2:30.685	2:30.810	2:31.192	2:31.468
18 Dias/Dias	POR	Nuno Dias	2:29.852	2:29.956	2:30.262	2:30.650	2:30.838
586 Costa	POR	Luis S. Costa	2:30.265	2:30.513	2:31.471	2:31.874	2:31.982
21 Fedorowicz/Affonso	POR	João Fedorowicz	2:31.628	2:32.241	2:32.361	2:32.411	2:32.524
62 Pinto	POR	Francisco Pinto	2:32.328	2:32.660	2:33.172	2:33.359	2:33.733
11 Sepúlveda/Duarte	POR	Luis Sepúlveda	2:32.628	2:32.745	2:32.775	2:32.835	2:33.001
584 Abreu/Martins	POR	Tomás P.Abreu	2:33.952	2:33.993	2:34.046	2:34.492	2:34.616
221 Lima/Lima	POR	Bruno Lima	2:34.855	2:35.091	2:35.853	2:36.278	2:37.152
580 Reis/Costa	POR	Pedro Reis	2:34.975	2:36.545	2:36.657	2:36.781	2:36.860
532 Castro	POR	Rui Castro	2:36.380	2:36.402	2:37.304	2:37.544	2:37.985
565 Sta Barbara/Matos	POR	Luis Santa Bárbara	2:38.532	2:38.549	2:38.976	2:39.103	2:39.255
590 Mourato	POR	Pedro Mourato Gordo	2:38.713	2:39.167	2:39.238	2:39.947	2:40.874



f6

5 - 7 noviembre 2021

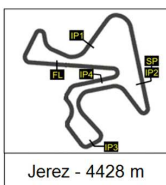
GROUP 1 + F MINI Qualifying Practice 40 BEST MAXIMUM SPEEDS

Dorsal	Piloto	Nat	Equipo	Maq.	Hora	Vuelta	Vmax
528	Martin/Soper	POR	Mark Martin	Ford	16:01:19	2	185,1
528	Martin/Soper	POR	Mark Martin	Ford	16:51:51	12	184,8
528	Martin/Soper	POR	Mark Martin	Ford	16:54:02	13	183,7
528	Martin/Soper	POR	Mark Martin	Ford	16:03:31	3	183,3
528	Martin/Soper	POR	Mark Martin	Ford	16:29:29	8	183,2
528	Martin/Soper	POR	Mark Martin	Ford	16:31:43	9	183,0
528	Martin/Soper	POR	Mark Martin	Ford	15:59:06	1	181,5
528	Martin/Soper	POR	Mark Martin	Ford	16:45:23	10	180,4
573	Castro/Vieira	POR	Andre Castro Pinheiro	Jaguar	16:32:35	10	179,9
573	Castro/Vieira	POR	Andre Castro Pinheiro	Jaguar	16:03:39	3	179,7
573	Castro/Vieira	POR	Andre Castro Pinheiro	Jaguar	16:01:23	2	179,0
528	Martin/Soper	POR	Mark Martin	Ford	16:27:13	7	177,9
508	Vieira	POR	Paulo Vieira	Ford	16:01:07	2	177,1
573	Castro/Vieira	POR	Andre Castro Pinheiro	Jaguar	16:57:22	17	176,8
501	Pedro/Pereira	POR	Carlos D. Pedro	Ford	16:51:52	15	176,7
501	Pedro/Pereira	POR	Carlos D. Pedro	Ford	16:27:14	8	176,4
501	Pedro/Pereira	POR	Carlos D. Pedro	Ford	16:29:30	9	176,2
518	Liberal/Freitas	POR	Luis P.Liberal	Ford	17:02:18	20	176,0
501	Pedro/Pereira	POR	Carlos D. Pedro	Ford	16:47:30	13	175,8
518	Liberal/Freitas	POR	Luis P.Liberal	Ford	16:52:01	16	175,8
501	Pedro/Pereira	POR	Carlos D. Pedro	Ford	16:01:06	2	175,5
501	Pedro/Pereira	POR	Carlos D. Pedro	Ford	16:49:41	14	175,5
518	Liberal/Freitas	POR	Luis P.Liberal	Ford	15:58:34	1	175,0
501	Pedro/Pereira	POR	Carlos D. Pedro	Ford	16:45:19	12	174,8
516	Lopes/Martins	POR	João D. Lopes	Ford	16:52:42	13	174,7
501	Pedro/Pereira	POR	Carlos D. Pedro	Ford	16:05:39	4	174,5
501	Pedro/Pereira	POR	Carlos D. Pedro	Ford	16:35:29	11	174,5
518	Liberal/Freitas	POR	Luis P.Liberal	Ford	16:49:58	15	174,5
573	Castro/Vieira	POR	Andre Castro Pinheiro	Jaguar	17:02:04	19	174,5
501	Pedro/Pereira	POR	Carlos D. Pedro	Ford	16:03:22	3	174,4
501	Pedro/Pereira	POR	Carlos D. Pedro	Ford	15:58:50	1	174,3
518	Liberal/Freitas	POR	Luis P.Liberal	Ford	16:00:46	2	174,2
501	Pedro/Pereira	POR	Carlos D. Pedro	Ford	16:07:57	5	174,1
518	Liberal/Freitas	POR	Luis P.Liberal	Ford	17:00:07	19	173,9
501	Pedro/Pereira	POR	Carlos D. Pedro	Ford	16:33:16	10	173,8
501	Pedro/Pereira	POR	Carlos D. Pedro	Ford	16:56:17	17	173,8
523	Breda/Maia	POR	Nuno Breda	Ford	16:03:26	3	173,7
518	Liberal/Freitas	POR	Luis P.Liberal	Ford	16:54:24	17	173,7
518	Liberal/Freitas	POR	Luis P.Liberal	Ford	16:27:35	8	173,7
518	Liberal/Freitas	POR	Luis P.Liberal	Ford	16:32:04	10	173,6

LiveTiming: live.crono-jerez.com

Pág 1 de 1



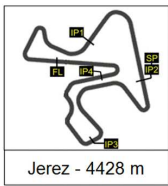


f7

5 - 7 noviembre 2021

GROUP 1 + F MINI Qualifying Practice TOP FIVE MAXIMUM SPEEDS

Piloto	Nat	Equipo	Top Five Vmax				
528 Martin/Soper	POR	Mark Martin	185,1	184,8	183,7	183,3	183,2
573 Castro/Vieira	POR	Andre Castro Pinheiro	179,9	179,7	179,0	176,8	174,5
508 Vieira	POR	Paulo Vieira	177,1	172,5	171,2	170,5	169,5
501 Pedro/Pereira	POR	Carlos D. Pedro	176,7	176,4	176,2	175,8	175,5
518 Liberal/Freitas	POR	Luis P.Liberal	176,0	175,8	175,0	174,5	174,2
516 Lopes/Martins	POR	João D. Lopes	174,7	173,3	173,3	173,2	172,5
523 Breda/Maia	POR	Nuno Breda	173,7	171,1	170,6	170,3	169,5
549 Mira/Afoito	POR	João Mira Gomes	169,8	169,4	167,9	167,5	167,0
588 Cerveira/Liberal	POR	Rafael Cerveira Pinto	165,0	164,8	163,5	163,1	163,1
502 Gaspar/Ferreira	POR	Madalena Gaspar	161,0	160,8	160,4	160,3	160,1
540 Matos/Matos	POR	Carlos Matos	157,3	157,2	157,1	157,1	156,8
586 Costa	POR	Luis S. Costa	157,0	155,2	154,8	154,6	154,1
525 Gagliardini/Oliveira	POR	Carlos Gagliardini	156,9	156,3	155,9	155,4	155,0
524 Carvalho	POR	Rui S. Carvalho	156,7	155,7	155,7	155,4	154,6
587 Menezes/Breyner	POR	Manuel C. Menezes	152,8	152,7	152,6	150,8	150,8
111 Reis/Silva	POR	Joel Reis	145,2	144,4	144,1	143,6	143,4
21 Fedorowicz/Affonso	POR	João Fedorowicz	144,9	144,6	143,0	142,7	142,1
62 Pinto	POR	Francisco Pinto	141,9	141,7	141,6	141,5	141,2
11 Sepúlveda/Duarte	POR	Luis Sepúlveda	141,8	141,1	141,0	141,0	140,9
18 Dias/Dias	POR	Nuno Dias	141,7	141,0	141,0	140,8	140,7
221 Lima/Lima	POR	Bruno Lima	141,5	141,3	140,3	139,8	139,7
584 Abreu/Martins	POR	Tomás P.Abreu	139,6	139,0	139,0	138,9	138,8
565 Sta Barbara/Matos	POR	Luis Santa Bárbara	137,8	136,7	136,6	135,9	135,7
580 Reis/Costa	POR	Pedro Reis	137,6	137,0	137,0	136,9	136,5
532 Castro	POR	Rui Castro	136,4	134,7	134,5	134,2	134,1
590 Mourato	POR	Pedro Mourato Gordo	134,9	133,9	133,9	133,7	133,7



f8

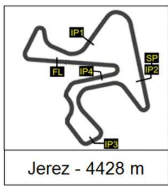
5 - 7 noviembre 2021

GROUP 1 + F MINI Race 1 STARTING GRID



		2	
1	528	Martin/Soper	2:11.212
		4	
2	516	Lopes/Martins	2:12.104
		6	
3	573	Castro/Vieira	2:14.541
		8	
4	523	Breda/Maia	2:16.007
		10	
5	588	Cerveira/Liberal	2:18.467
		12	
6	525	Gagliardini/Oliveira	2:21.885
		14	
7	524	Carvalho	2:25.353
		16	
8	584	Abreu/Martins	2:33.952
		18	
9	532	Castro	2:36.380
		20	
10	590	Mourato	2:38.713
		0	
11			
		0	
12			
		22	
13	18	Dias/Dias	2:29.852
		24	
14	62	Pinto	2:32.328
		26	
15	221	Lima/Lima	2:34.855

		1	
501		Pedro/Pereira	2:10.762
		3	
518		Liberal/Freitas	2:11.360
		5	
508		Vieira	2:13.150
		7	
549		Mira/Afoito	2:15.324
		9	
502		Gaspar/Ferreira	2:17.005
		11	
540		Matos/Matos	2:21.616
		13	
587		Menezes/Breyner	2:22.975
		15	
586		Costa	2:30.265
		17	
580		Reis/Costa	2:34.975
		19	
565		Sta Barbara/Matos	2:38.532
		0	
		0	
		21	
111		Reis/Silva	2:29.708
		23	
21		Fedorowicz/Afonso	2:31.628
		25	
11		Sepúlveda/Duarte	2:32.628



f8

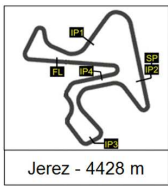
5 - 7 noviembre 2021

GROUP 1 + F MINI Race 1 STARTING GRID

STEWARDS

RACE DIRECTOR

TIMEKEEPER



f9

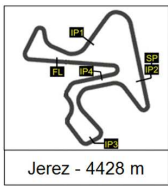
5 - 7 noviembre 2021

GROUP 1 + F MINI Race 2 STARTING GRID



	2		
1	528	Martin/Soper	2:11.212
	4		
2	516	Lopes/Martins	2:12.104
	6		
3	573	Castro/Vieira	2:14.541
	8		
4	523	Breda/Maia	2:16.007
	10		
5	588	Cerveira/Liberal	2:18.467
	12		
6	525	Gagliardini/Oliveira	2:21.885
	14		
7	524	Carvalho	2:25.353
	16		
8	584	Abreu/Martins	2:33.952
	18		
9	532	Castro	2:36.380
	20		
10	590	Mourato	2:38.713
	0		
11			
	0		
12			
	22		
13	18	Dias/Dias	2:29.852
	24		
14	62	Pinto	2:32.328
	26		
15	221	Lima/Lima	2:34.855

	1		
501	Pedro/Pereira	2:10.762	
	3		
518	Liberal/Freitas	2:11.360	
	5		
508	Vieira	2:13.150	
	7		
549	Mira/Afoito	2:15.324	
	9		
502	Gaspar/Ferreira	2:17.005	
	11		
540	Matos/Matos	2:21.616	
	13		
587	Menezes/Breyner	2:22.975	
	15		
586	Costa	2:30.265	
	17		
580	Reis/Costa	2:34.975	
	19		
565	Sta Barbara/Matos	2:38.532	
	0		
	0		
	21		
111	Reis/Silva	2:29.708	
	23		
21	Fedorowicz/Afonso	2:31.628	
	25		
11	Sepúlveda/Duarte	2:32.628	



f9

5 - 7 noviembre 2021

GROUP 1 + F MINI Race 2 STARTING GRID

STEWARDS

RACE DIRECTOR

TIMEKEEPER