

c9

5 - 7 noviembre 2021

SUPER CARS - GT4+TCR Qualifying Practice 2 PRACTICE RESULTS

CONDICIONES ATMOSFERICAS: **Soleado**

ESTADO DE LA PISTA: **Seca**

Ord.	#	Piloto	Licencia	Club	Marca	NV	VR	Tiempo	Gap	Intv	VMax
1	78	a	Edward Moore	GBR Hall/Moore	Ginetta	7	6	1:51.738	----	----	203,3
2	75	d	Manuel Alves	POR Lobato/Alves	Cupra	6	2	1:51.966	0.228	0.228	207,1
3	59	d	Daniel Teixeira	POR Daniel Teixeira	Cupra	7	4	1:52.065	0.327	0.099	206,7
4	24	d	Gustavo Moura	POR Moura/Cidade	Hyunday	7	7	1:52.296	0.558	0.231	206,1
5	4	a	Gonzalo de Andrés	ESP Aso/de Andrés	McLaren	6	6	1:53.517	1.779	1.221	202,7
6	26	c	Jemma Moore	GBR Moore/Hall	Ginetta	6	4	1:53.592	1.854	0.075	207,3
7	50	d	Pedro Silva	POR Silva/Silva	Audi	5	2	1:53.633	1.895	0.041	205,7
8	90	b	Andrius Zemaitis	ESP Andrius Zemaitis	Porsche	6	5	1:56.079	4.341	2.446	204,6
9	981	b	José Carvalhosa	POR dal Maso/Carvalhosa	Porsche	6	6	2:01.634	9.896	5.555	201,4

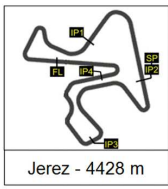
Circuito de Jerez, 6 DE NOVIEMBRE DE 2021

STEWARDS Hora:	RACE DIRECTOR Hora:	TIMEKEEPER RESULTADOS PUBLICADOS A LAS 11:27 HORAS
------------------------------	-----------------------------------	--

LiveTiming: live.crono-jerez.com

Pág 1 de 1





5 - 7 noviembre 2021

c10

SUPER CARS - GT4+TCR

Qualifying Practice 2

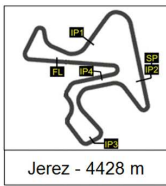
LAP BY LAP

Vuelta	4	24	26	50	59	75	78	90	981			
1	2:06.620	2:13.775	2:00.202	2:16.849	2:25.669	2:15.360	2:02.746	2:04.488	2:27.211			
2	1:54.465	1:52.711	1:54.368	1:53.633*	2:04.854	1:51.966*	1:52.281	1:56.875	2:05.482			
3	1:53.916	1:52.500	1:55.822	2:02.185	1:52.068	1:52.019	1:52.330	1:57.096	2:03.023			
4	2:06.945	PIT EXIT	1:53.592*	2:02.303	1:52.065*	PIT EXIT	1:51.996	1:56.560	2:02.728			
5	1:54.110	2:12.193	1:54.237	1:56.451	PIT EXIT	2:08.948	1:51.823	1:56.079*	2:02.605			
6	1:53.517*	1:56.151	1:54.865		2:03.569	1:53.151	1:51.738*	1:56.744	2:01.634*			
7		1:52.296*			1:52.402		1:51.926					

LiveTiming: live.crono-jerez.com

Pág 1 de 1



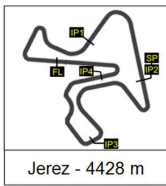


1
c11

5 - 7 noviembre 2021

SUPER CARS - GT4+TCR Qualifying Practice 2 ANALYSIS

Número	4		24		26		50		59		75		78		
	Vta	Sector	Vuelta	Sector	Vuelta	Sector	Vuelta	Sector	Vuelta	Sector	Vuelta	Sector	Vuelta		
1	IP1	53.995	53.995	55.439	55.439	48.032	48.032	56.556	56.556	1:00.17	1:00.177	55.943	55.943	51.021	51.021
	IP2	33.603	1:27.598	38.282	1:33.721	33.472	1:21.504	37.683	1:34.239	40.739	1:40.916	38.134	1:34.077	33.248	1:24.269
	FL	39.022	2:06.620	40.054	2:13.775	38.698	2:00.202	42.610	2:16.849	44.753	2:25.669	41.283	2:15.360	38.477	2:02.746
2	IP1	44.360	44.360	43.070	43.070	43.424	43.424	43.439	43.439	47.607	47.607	42.851	42.851	43.355	43.355
	IP2	31.951	1:16.311	31.800	1:14.870	32.647	1:16.071	32.317	1:15.756	35.628	1:23.235	31.371	1:14.222	31.428	1:14.783
	FL	38.154	1:54.465	37.841	1:52.711	38.297	1:54.368	37.877	1:53.633	41.619	2:04.854	37.744	1:51.966	37.498	1:52.281
3	IP1	43.999	43.999	42.877	42.877	43.536	43.536	43.271	43.271	42.741	42.741	42.769	42.769	42.651	42.651
	IP2	31.709	1:15.708	31.724	1:14.601	33.608	1:17.144	32.740	1:16.011	31.691	1:14.432	31.470	1:14.239	31.647	1:14.298
	FL	38.208	1:53.916	37.899	1:52.500	38.678	1:55.822	46.174	2:02.185	37.636	1:52.068	37.780	1:52.019	38.032	1:52.330
4	IP1	45.299	45.299	43.433	43.433	43.044	43.044	43.487	43.487	42.733	42.733	43.208	43.208	42.686	42.686
	IP2	42.387	1:27.686	32.410	1:15.843	32.260	1:15.304	32.382	1:15.869	31.622	1:14.355	31.986	1:15.194	31.454	1:14.140
	FL	39.259	2:06.945	1:52.03	PIT EXIT	38.288	1:53.592	46.434	2:02.303	37.710	1:52.065	1:59.72	PIT EXIT	37.856	1:51.996
5	IP1	43.850	43.850	54.998	54.998	43.489	43.489	43.424	43.424	58.126	58.126	50.031	50.031	42.669	42.669
	IP2	31.981	1:15.831	38.367	1:33.365	32.152	1:15.641	32.431	1:15.855	44.516	1:42.642	32.596	1:22.627	31.430	1:14.099
	FL	38.279	1:54.110	38.828	2:12.193	38.596	1:54.237	40.596	1:56.451	2:02.20	PIT EXIT	46.321	2:08.948	37.724	1:51.823
6	IP1	43.532	43.532	44.000	44.000	43.592	43.592	43.833	43.833	51.182	51.182	43.521	43.521	42.672	42.672
	IP2	31.793	1:15.325	33.276	1:17.276	32.834	1:16.426	33.510	1:17.343	33.461	1:24.643	31.575	1:15.096	31.560	1:14.232
	FL	38.192	1:53.517	38.875	1:56.151	38.439	1:54.865	-----	-----	38.926	2:03.569	38.055	1:53.151	37.506	1:51.738
7	IP1	43.642	43.642	42.936	42.936	43.597	43.597	-----	-----	42.718	42.718	46.264	46.264	42.672	42.672
	IP2	34.144	1:17.786	31.629	1:14.565	32.530	1:16.127	-----	-----	31.614	1:14.332	38.130	1:24.394	31.444	1:14.116
	FL	-----	-----	37.731	1:52.296	-----	-----	-----	-----	38.070	1:52.402	-----	-----	37.810	1:51.926

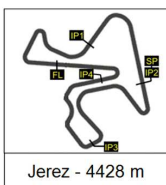


2
c11

5 - 7 noviembre 2021

SUPER CARS - GT4+TCR Qualifying Practice 2 ANALYSIS

Número	90		981		0		0		0		0		0	
Vta	Sector	Vuelta	Sector	Vuelta	Sector	Vuelta	Sector	Vuelta	Sector	Vuelta	Sector	Vuelta	Sector	Vuelta
1	IP1	51.645	51.645	1:05.65	1:05.653									
	IP2	33.447	1:25.092	38.125	1:43.778									
	FL	39.396	2:04.488	43.433	2:27.211									
2	IP1	44.803	44.803	48.287	48.287									
	IP2	33.140	1:17.943	36.098	1:24.385									
	FL	38.932	1:56.875	41.097	2:05.482									
3	IP1	44.815	44.815	47.171	47.171									
	IP2	33.204	1:18.019	34.921	1:22.092									
	FL	39.077	1:57.096	40.931	2:03.023									
4	IP1	44.640	44.640	46.356	46.356									
	IP2	32.999	1:17.639	35.057	1:21.413									
	FL	38.921	1:56.560	41.315	2:02.728									
5	IP1	44.584	44.584	46.192	46.192									
	IP2	32.857	1:17.441	35.816	1:22.008									
	FL	38.638	1:56.079	40.597	2:02.605									
6	IP1	44.614	44.614	46.151	46.151									
	IP2	33.116	1:17.730	34.709	1:20.860									
	FL	39.014	1:56.744	40.774	2:01.634									
7	IP1	44.627	44.627	54.688	54.688									
	IP2	35.279	1:19.906	39.927	1:34.615									
	FL		-----		-----									

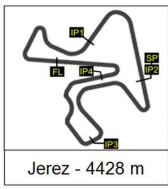


c12

5 - 7 noviembre 2021

SUPER CARS - GT4+TCR Qualifying Practice 2 40 BEST LAPS

Dorsal	Piloto	Nat	Equipo	Maq.	Hora	Vuelta	Tiempo
78	Edward Moore	GBR	Hall/Moore	Ginetta	11:18:41	6	1:51.738
78	Edward Moore	GBR	Hall/Moore	Ginetta	11:16:50	5	1:51.823
78	Edward Moore	GBR	Hall/Moore	Ginetta	11:20:33	7	1:51.926
75	Manuel Alves	POR	Lobato/Alves	Cupra	11:11:32	2	1:51.966
78	Edward Moore	GBR	Hall/Moore	Ginetta	11:14:58	4	1:51.996
75	Manuel Alves	POR	Lobato/Alves	Cupra	11:13:24	3	1:52.019
59	Daniel Teixeira	POR	Daniel Teixeira	Cupra	11:16:08	4	1:52.065
59	Daniel Teixeira	POR	Daniel Teixeira	Cupra	11:14:16	3	1:52.068
78	Edward Moore	GBR	Hall/Moore	Ginetta	11:11:13	2	1:52.281
24	Gustavo Moura	POR	Moura/Cidade	Hyunday	11:22:57	7	1:52.296
78	Edward Moore	GBR	Hall/Moore	Ginetta	11:13:06	3	1:52.330
59	Daniel Teixeira	POR	Daniel Teixeira	Cupra	11:23:49	7	1:52.402
24	Gustavo Moura	POR	Moura/Cidade	Hyunday	11:13:48	3	1:52.500
24	Gustavo Moura	POR	Moura/Cidade	Hyunday	11:11:56	2	1:52.711
75	Manuel Alves	POR	Lobato/Alves	Cupra	11:20:41	6	1:53.151
4	Gonzalo de Andrés	ESP	Aso/de Andrés	McLaren	11:19:12	6	1:53.517
26	Jemma Moore	GBR	Moore/Hall	Ginetta	11:15:01	4	1:53.592
50	Pedro Silva	POR	Silva/Silva	Audi	11:11:37	2	1:53.633
4	Gonzalo de Andrés	ESP	Aso/de Andrés	McLaren	11:13:17	3	1:53.916
4	Gonzalo de Andrés	ESP	Aso/de Andrés	McLaren	11:17:18	5	1:54.110
26	Jemma Moore	GBR	Moore/Hall	Ginetta	11:16:55	5	1:54.237
26	Jemma Moore	GBR	Moore/Hall	Ginetta	11:11:12	2	1:54.368
4	Gonzalo de Andrés	ESP	Aso/de Andrés	McLaren	11:11:24	2	1:54.465
26	Jemma Moore	GBR	Moore/Hall	Ginetta	11:18:50	6	1:54.865
26	Jemma Moore	GBR	Moore/Hall	Ginetta	11:13:08	3	1:55.822
90	Andrius Zemaitis	ESP	Andrius Zemaitis	Porsche	11:17:52	5	1:56.079
24	Gustavo Moura	POR	Moura/Cidade	Hyunday	11:21:05	6	1:56.151
50	Pedro Silva	POR	Silva/Silva	Audi	11:17:38	5	1:56.451
90	Andrius Zemaitis	ESP	Andrius Zemaitis	Porsche	11:15:56	4	1:56.560
90	Andrius Zemaitis	ESP	Andrius Zemaitis	Porsche	11:19:49	6	1:56.744
90	Andrius Zemaitis	ESP	Andrius Zemaitis	Porsche	11:12:02	2	1:56.875
90	Andrius Zemaitis	ESP	Andrius Zemaitis	Porsche	11:13:60	3	1:57.096
26	Jemma Moore	GBR	Moore/Hall	Ginetta	11:09:17	1	2:00.202
981	José Carvalhosa	POR	dal Maso/Carvalhosa	Porsche	11:20:57	6	2:01.634
50	Pedro Silva	POR	Silva/Silva	Audi	11:13:39	3	2:02.185
50	Pedro Silva	POR	Silva/Silva	Audi	11:15:42	4	2:02.303
981	José Carvalhosa	POR	dal Maso/Carvalhosa	Porsche	11:18:55	5	2:02.605
981	José Carvalhosa	POR	dal Maso/Carvalhosa	Porsche	11:16:52	4	2:02.728
78	Edward Moore	GBR	Hall/Moore	Ginetta	11:09:21	1	2:02.746
981	José Carvalhosa	POR	dal Maso/Carvalhosa	Porsche	11:14:50	3	2:03.023



c13

5 - 7 noviembre 2021

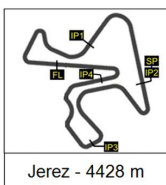
SUPER CARS - GT4+TCR Qualifying Practice 2 TOP FIVE LAPS

Piloto	Nat	Equipo	Top Five Laps				
78 Edward Moore	GBR	Hall/Moore	1:51.738	1:51.823	1:51.926	1:51.996	1:52.281
75 Manuel Alves	POR	Lobato/Alves	1:51.966	1:52.019	1:53.151	2:08.948	2:15.360
59 Daniel Teixeira	POR	Daniel Teixeira	1:52.065	1:52.068	1:52.402	2:03.569	2:04.854
24 Gustavo Moura	POR	Moura/Cidade	1:52.296	1:52.500	1:52.711	1:56.151	2:12.193
4 Gonzalo de Andrés	ESP	Aso/de Andrés	1:53.517	1:53.916	1:54.110	1:54.465	2:06.620
26 Jemma Moore	GBR	Moore/Hall	1:53.592	1:54.237	1:54.368	1:54.865	1:55.822
50 Pedro Silva	POR	Silva/Silva	1:53.633	1:56.451	2:02.185	2:02.303	2:16.849
90 Andrius Zemaitis	ESP	Andrius Zemaitis	1:56.079	1:56.560	1:56.744	1:56.875	1:57.096
981 José Carvalhosa	POR	dal Maso/Carvalhosa	2:01.634	2:02.605	2:02.728	2:03.023	2:05.482

LiveTiming: live.crono-jerez.com

Pág 1 de 1



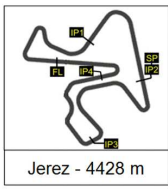


c14

5 - 7 noviembre 2021

SUPER CARS - GT4+TCR Qualifying Practice 2 40 BEST MAXIMUM SPEEDS

Dorsal	Piloto	Nat	Equipo	Maq.	Hora	Vuelta	Vmax
26	Jemma Moore	GBR	Moore/Hall	Ginetta	11:17:39	5	207,3
75	Manuel Alves	POR	Lobato/Alves	Cupra	11:12:14	2	207,1
26	Jemma Moore	GBR	Moore/Hall	Ginetta	11:13:51	3	207,0
75	Manuel Alves	POR	Lobato/Alves	Cupra	11:10:23	1	206,7
59	Daniel Teixeira	POR	Daniel Teixeira	Cupra	11:22:40	6	206,7
59	Daniel Teixeira	POR	Daniel Teixeira	Cupra	11:13:07	2	206,2
24	Gustavo Moura	POR	Moura/Cidade	Hyunday	11:21:47	6	206,1
26	Jemma Moore	GBR	Moore/Hall	Ginetta	11:10:01	1	206,0
24	Gustavo Moura	POR	Moura/Cidade	Hyunday	11:10:46	1	205,9
59	Daniel Teixeira	POR	Daniel Teixeira	Cupra	11:14:59	3	205,9
26	Jemma Moore	GBR	Moore/Hall	Ginetta	11:15:45	4	205,8
26	Jemma Moore	GBR	Moore/Hall	Ginetta	11:19:34	6	205,7
50	Pedro Silva	POR	Silva/Silva	Audi	11:18:22	5	205,7
26	Jemma Moore	GBR	Moore/Hall	Ginetta	11:11:55	2	205,5
50	Pedro Silva	POR	Silva/Silva	Audi	11:16:25	4	205,5
50	Pedro Silva	POR	Silva/Silva	Audi	11:14:23	3	205,4
50	Pedro Silva	POR	Silva/Silva	Audi	11:10:27	1	205,3
50	Pedro Silva	POR	Silva/Silva	Audi	11:12:20	2	205,3
24	Gustavo Moura	POR	Moura/Cidade	Hyunday	11:12:39	2	205,3
75	Manuel Alves	POR	Lobato/Alves	Cupra	11:19:31	5	204,8
75	Manuel Alves	POR	Lobato/Alves	Cupra	11:14:07	3	204,7
24	Gustavo Moura	POR	Moura/Cidade	Hyunday	11:14:32	3	204,6
90	Andrius Zemaitis	ESP	Andrius Zemaitis	Porsche	11:10:50	1	204,6
26	Jemma Moore	GBR	Moore/Hall	Ginetta	11:08:05	0	204,4
90	Andrius Zemaitis	ESP	Andrius Zemaitis	Porsche	11:08:53	0	204,0
75	Manuel Alves	POR	Lobato/Alves	Cupra	11:17:29	4	203,5
90	Andrius Zemaitis	ESP	Andrius Zemaitis	Porsche	11:20:34	6	203,5
90	Andrius Zemaitis	ESP	Andrius Zemaitis	Porsche	11:16:41	4	203,5
90	Andrius Zemaitis	ESP	Andrius Zemaitis	Porsche	11:18:37	5	203,5
90	Andrius Zemaitis	ESP	Andrius Zemaitis	Porsche	11:14:44	3	203,4
78	Edward Moore	GBR	Hall/Moore	Ginetta	11:11:56	2	203,3
90	Andrius Zemaitis	ESP	Andrius Zemaitis	Porsche	11:12:47	2	203,2
59	Daniel Teixeira	POR	Daniel Teixeira	Cupra	11:20:44	5	202,9
4	Gonzalo de Andrés	ESP	Aso/de Andrés	McLaren	11:19:56	6	202,7
78	Edward Moore	GBR	Hall/Moore	Ginetta	11:10:05	1	202,4
78	Edward Moore	GBR	Hall/Moore	Ginetta	11:17:32	5	202,4
78	Edward Moore	GBR	Hall/Moore	Ginetta	11:21:16	7	202,2
78	Edward Moore	GBR	Hall/Moore	Ginetta	11:19:24	6	202,1
78	Edward Moore	GBR	Hall/Moore	Ginetta	11:13:49	3	201,5
4	Gonzalo de Andrés	ESP	Aso/de Andrés	McLaren	11:18:02	5	201,5



5 - 7 noviembre 2021

c15

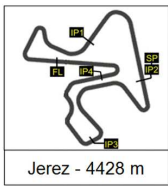
SUPER CARS - GT4+TCR Qualifying Practice 2 TOP FIVE MAXIMUM SPEEDS

Piloto	Nat	Equipo	Top Five Vmax				
26 Jemma Moore	GBR	Moore/Hall	207,3	207,0	206,0	205,8	205,7
75 Manuel Alves	POR	Lobato/Alves	207,1	206,7	204,8	204,7	203,5
59 Daniel Teixeira	POR	Daniel Teixeira	206,7	206,2	205,9	202,9	195,2
24 Gustavo Moura	POR	Moura/Cidade	206,1	205,9	205,3	204,6	178,7
50 Pedro Silva	POR	Silva/Silva	205,7	205,5	205,4	205,3	205,3
90 Andrius Zemaitis	ESP	Andrius Zemaitis	204,6	204,0	203,5	203,5	203,5
78 Edward Moore	GBR	Hall/Moore	203,3	202,4	202,4	202,2	202,1
4 Gonzalo de Andrés	ESP	Aso/de Andrés	202,7	201,5	201,3	201,2	199,2
981 José Carvalhosa	POR	dal Maso/Carvalhosa	201,4	201,0	200,6	200,5	194,8

LiveTiming: live.crono-jerez.com

Pág 1 de 1





c16

5 - 7 noviembre 2021

SUPER CARS - GT4+TCR Race 2 STARTING GRID



	2		
1	59	Daniel Teixeira	1:52.065
	4		
2	4	Gonzalo de Andrés	1:53.517
	6		
3	50	Pedro Silva	1:53.633
	8		
4	981	José Carvalhosa	2:01.634
5			

	1		
75		Manuel Alves	1:51.966
	3		
24		Gustavo Moura	1:52.296
	5		
26		Jemma Moore	1:53.592
	7		
90		Andrius Zemaitis	1:56.079
	9		
78		Edward Moore	

#78 penalizado con la perdida de los tiempos de entrenamientos

STEWARDS

RACE DIRECTOR

TIMEKEEPER