



48

GT-CER ENTRENAMIENTO CRONOMETRADO PILOTO 1 RESULTADOS

CONDICIONES ATMOSFERICAS: **Soleado**ESTADO DE LA PISTA: **Seca**

Ord.	#	Piloto	Licencia	Club	Marca	NV	VR	Tiempo	Gap	Intv	VMax
1	110	GT Daniel DIAZ-VARELA	ESP	Baporo Motorsport	Mercedes	5	4	1:43.596	----	----	219,3
2	112	GT Arnaud GÓMEZ	FRA	Arnaud Gomez	Vortex	6	6	1:45.973	2.377	2.377	215,1
3	113	GT Jaume FONT	ESP	Baporo Motorsport	Porsche	4	4	1:47.026	3.430	1.053	222,9
4	102	GT Lionel AMROUCHE	FRA	Philippe Gruau	Vortex	7	7	1:47.935	4.339	0.909	212,1
5	111	GT Pablo YEREGUI	ESP	Club Deportivo DAGO	Porsche	9	8	1:51.855	8.259	3.920	220,8
6	99	CER Álvaro FONTES	ESP	CDS Engineering	Audi	3	3	1:52.481	8.885	0.626	200,8
7	40	CER Santiago CONCEPCIÓN	ESP	Pcr Sport	CUPRA	6	5	1:52.592	8.996	0.111	201,2
8	20	CER Rubén FERNÁNDEZ	ESP	RC2 Junior Team	CUPRA	3	3	1:52.756	9.160	0.164	201,9
9	37	CER Sergio LÓPEZ	ESP	RC2 Junior Team	CUPRA	4	4	1:53.213	9.617	0.457	203,5
10	125	GT Andoni PARRON	ESP	Club Deportivo DAGO	Porsche	9	5	1:53.700	10.104	0.487	210,7
11	114	GT Juan ANDUJAR	ESP	Pcr Sport	Ligier	8	8	1:54.444	10.848	0.744	200,3
12	13	CER Amalia VINYES	AND	Baporo Motorsport	CUPRA	7	5	1:54.466	10.870	0.022	197,7
13	26	CER Vicente DASI	ESP	Pcr Sport	CUPRA	6	5	1:55.969	12.373	1.503	200,8
14	60	CER José L. CISNEROS	ESP	CD Plemar Sport	Opel	6	5	1:57.322	13.726	1.353	188,8
15	164	GT Pierre ARRAOU	FRA	Pierre Arraou	Audi	9	7	1:57.878	14.282	0.556	204,5
16	46	CER Borja HORMIGOS	ESP	RACE	Mini	4	4	2:01.859	18.263	3.981	183,2
17	8	CER Angel LAFUENTE	ESP	VSR	Peugeot	4	4	2:02.340	18.744	0.481	180,2
18	14	CER Henk van ZOEST	ESP	Skualo Competición	Renault	5	4	2:05.015	21.419	2.675	174,8
19	30	CER Vicente G.I VALLÉS	ESP	Vicente Gabriel Vallés	Ford	4	2	2:05.555	21.959	0.540	182,0
20	32	CER Matias FERNÁNDEZ	ESP	FRC Competición	Audi	5	5	2:08.916	25.320	3.361	172,5
21	12	CER Javier GIL	ESP	Peña Autocross Arteixo	Renault	1	1	4:47.505	3:03.909	2:38.589	172,1
22	61	CER Álvaro RODRÍGUEZ	ESP	CD Plemar Sport	Opel	0	0	PIT EXIT	----	----	180,1

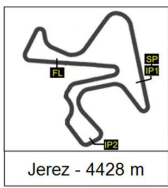
Circuito de Jerez, 2 DE OCTUBRE DE 2021

LOS COMISARIOS DEPORTIVOS	EL DIRECTOR DE CARRERA	EL JEFE DE CRONOMETRAJE
Hora:	Hora:	RESULTADOS PUBLICADOS A LAS 15:07 HORAS

LiveTiming: live.crono-jerez.com

Pág 1 de 1

www.crono-jerez.com



49

GT ENTRENAMIENTO CRONOMETRADO PILOTO 1 RESULTADOS

CONDICIONES ATMOSFERICAS: **Soleado**

ESTADO DE LA PISTA: **Seca**

Ord.	#	Piloto	Licencia	Club	Marca	NV	VR	Tiempo	Gap	Intv	VMax
1	110	GT Daniel DIAZ-VARELA	ESP	Baporo Motorsport	Mercedes	5	4	1:43.596	----	----	219,3
2	112	GT Arnaud GÓMEZ	FRA	Arnaud Gomez	Vortex	6	6	1:45.973	2.377	2.377	215,1
3	113	GT Jaume FONT	ESP	Baporo Motorsport	Porsche	4	4	1:47.026	3.430	1.053	222,9
4	102	GT Lionel AMROUCHE	FRA	Philippe Gruau	Vortex	7	7	1:47.935	4.339	0.909	212,1
5	111	GT Pablo YEREGUI	ESP	Club Deportivo DAGO	Porsche	9	8	1:51.855	8.259	3.920	220,8
6	125	GT Andoni PARRON	ESP	Club Deportivo DAGO	Porsche	9	5	1:53.700	10.104	1.845	210,7
7	114	GT Juan ANDUJAR	ESP	Pcr Sport	Ligier	8	8	1:54.444	10.848	0.744	200,3
8	164	GT Pierre ARRAOU	FRA	Pierre Arraou	Audi	9	7	1:57.878	14.282	3.434	204,5

Circuito de Jerez, 2 DE OCTUBRE DE 2021

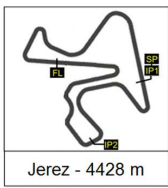
LOS COMISARIOS DEPORTIVOS	EL DIRECTOR DE CARRERA	EL JEFE DE CRONOMETRAJE
Hora:	Hora:	RESULTADOS PUBLICADOS A LAS 15:07 HORAS

LiveTiming: live.crono-jerez.com

Pág 1 de 1

www.crono-jerez.com





50

CER ENTRENAMIENTO CRONOMETRADO PILOTO 1 RESULTADOS

CONDICIONES ATMOSFERICAS: **Soleado**

ESTADO DE LA PISTA: **Seca**

Ord.	#	Piloto	Licencia	Club	Marca	NV	VR	Tiempo	Gap	Intv	VMax
1	99	CER Álvaro FONTES	ESP	CDS Engineering	Audi	3	3	1:52.481	----	----	200,8
2	40	CER Santiago CONCEPCIÓN	ESP	Pcr Sport	CUPRA	6	5	1:52.592	0.111	0.111	201,2
3	20	CER Rubén FERNÁNDEZ	ESP	RC2 Junior Team	CUPRA	3	3	1:52.756	0.275	0.164	201,9
4	37	CER Sergio LÓPEZ	ESP	RC2 Junior Team	CUPRA	4	4	1:53.213	0.732	0.457	203,5
5	13	CER Amalia VINYES	AND	Baporo Motorsport	CUPRA	7	5	1:54.466	1.985	1.253	197,7
6	26	CER Vicente DASÍ	ESP	Pcr Sport	CUPRA	6	5	1:55.969	3.488	1.503	200,8
7	60	CER José L. CISNEROS	ESP	CD Plemar Sport	Opel	6	5	1:57.322	4.841	1.353	188,8
8	46	CER Borja HORMIGOS	ESP	RACE	Mini	4	4	2:01.859	9.378	4.537	183,2
9	8	CER Angel LAFUENTE	ESP	VSR	Peugeot	4	4	2:02.340	9.859	0.481	180,2
10	14	CER Henk van ZOEST	ESP	Skualo Competición	Renault	5	4	2:05.015	12.534	2.675	174,8
11	30	CER Vicente G.I VALLÉS	ESP	Vicente Gabriel Vallés	Ford	4	2	2:05.555	13.074	0.540	182,0
12	32	CER Matias FERNÁNDEZ	ESP	FRC Competición	Audi	5	5	2:08.916	16.435	3.361	172,5
13	12	CER Javier GIL	ESP	Peña Autocross Arteixo	Renault	1	1	4:47.505	2:55.024	2:38.589	172,1
14	61	CER Álvaro RODRÍGUEZ	ESP	CD Plemar Sport	Opel	0	0	PIT EXIT	----	----	180,1

Circuito de Jerez, 2 DE OCTUBRE DE 2021

LOS COMISARIOS DEPORTIVOS	EL DIRECTOR DE CARRERA	EL JEFE DE CRONOMETRAJE
Hora:	Hora:	RESULTADOS PUBLICADOS A LAS 15:07 HORAS

LiveTiming: live.crono-jerez.com

Pág 1 de 1

www.crono-jerez.com





51

GT-CER ENTRENAMIENTO CRONOMETRADO PILOTO 1 VUELTA A VUELTA

Vuelta	8	12	13	14	20	26	30	32	37	40	46	60
1	2:27.716	4:47.505	2:23.750	2:29.808	PIT EXIT	2:25.423	2:29.436	2:40.488	PIT EXIT	2:31.346	2:30.218	2:55.918
2	2:05.018		2:12.222	2:07.074	2:12.094	2:03.192	2:05.555	2:10.619	2:14.442	2:11.316	2:05.112	2:06.461
3	2:02.372		3:02.202	2:05.684	1:52.756	1:56.257	2:06.182	2:09.955	2:15.432	2:02.647	2:02.622	2:09.687
4	2:02.340		1:54.492	2:05.015		1:56.503	2:06.163	2:37.938	1:53.213	1:53.399	2:01.859	2:00.411
5			1:54.466	2:14.764		1:55.969		2:08.916		1:52.592		1:57.322
6			2:07.201			1:56.634				2:08.483		1:57.986
7			1:54.862									

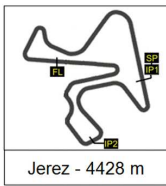
Vuelta	61	99	102	110	111	112	113	114	125	164		
1		PIT EXIT	2:11.640	2:19.037	2:09.315	2:14.584	2:18.251	2:30.593	2:20.810	2:29.240		
2		2:06.086	2:02.052	1:44.694	1:55.304	PIT EXIT	1:52.100	2:00.949	2:00.386	2:04.562		
3		1:52.481	1:53.224	1:46.850	1:52.531	1:52.793	1:48.904	PIT EXIT	1:55.553	2:02.062		
4			1:49.111	1:43.596	1:55.125	1:46.232	1:47.026	2:10.450	1:54.089	2:01.228		
5			2:02.016	1:44.322	1:56.323	1:54.384		1:55.549	1:53.700	1:58.174		
6			1:53.331		1:52.583	1:45.973		1:54.828	1:54.494	1:58.325		
7			1:47.935		1:52.234			1:55.412	1:56.453	1:57.878		
8					1:51.855			1:54.444	1:55.503	1:57.921		
9					1:52.052				1:53.853	1:58.404		





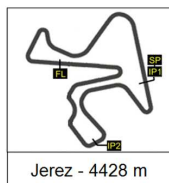
GT-CER ENTRENAMIENTO CRONOMETRADO PILOTO 1 ANALISIS

Número	8		12		13		14		20		26		30		
	Vta	Sector	Vuelta	Sector	Vuelta	Sector	Vuelta	Sector	Vuelta	Sector	Vuelta	Sector	Vuelta		
1	IP1			3:27.52	3:27.523	56.246	56.246	1:04.32	1:04.325	1:01.13	1:01.137	1:01.20	1:01.203	1:02.39	1:02.398
	IP2			36.382	4:03.905	40.804	1:37.050	42.098	1:46.423	40.114	1:41.251	38.649	1:39.852	41.584	1:43.982
	FL	2:27.71	2:27.716	43.600	4:47.505	46.700	2:23.750	43.385	2:29.808	3:02.05	PIT EXIT	45.571	2:25.423	45.454	2:29.436
2	IP1	48.907	48.907	49.946	49.946	54.505	54.505	48.982	48.982	51.572	51.572	48.147	48.147	48.272	48.272
	IP2	34.852	1:23.759	44.084	1:34.030	37.607	1:32.112	35.628	1:24.610	36.044	1:27.616	34.613	1:22.760	35.398	1:23.670
	FL	41.259	2:05.018		-----	40.110	2:12.222	42.464	2:07.074	44.478	2:12.094	40.432	2:03.192	41.885	2:05.555
3	IP1	47.517	47.517			1:48.02	1:48.028	47.982	47.982	43.105	43.105	44.504	44.504	48.098	48.098
	IP2	33.989	1:21.506			34.517	2:22.545	35.596	1:23.578	31.602	1:14.707	32.694	1:17.198	36.205	1:24.303
	FL	40.866	2:02.372			39.657	3:02.202	42.106	2:05.684	38.049	1:52.756	39.059	1:56.257	41.879	2:06.182
4	IP1	47.066	47.066			43.859	43.859	47.702	47.702	43.270	43.270	44.753	44.753	48.505	48.505
	IP2	34.580	1:21.646			32.105	1:15.964	35.271	1:22.973	31.750	1:15.020	32.520	1:17.273	35.666	1:24.171
	FL	40.694	2:02.340			38.528	1:54.492	42.042	2:05.015		-----	39.230	1:56.503	41.992	2:06.163
5	IP1	51.920	51.920			43.834	43.834	49.944	49.944			44.292	44.292	49.052	49.052
	IP2	37.249	1:29.169			31.976	1:15.810	42.483	1:32.427			32.720	1:17.012	41.234	1:30.286
	FL		-----			38.656	1:54.466	42.337	2:14.764			38.957	1:55.969		-----
6	IP1					47.234	47.234	48.755	48.755			44.854	44.854		
	IP2					34.708	1:21.942	37.178	1:25.933			32.607	1:17.461		
	FL					45.259	2:07.201		-----			39.173	1:56.634		
7	IP1					43.697	43.697					53.864	53.864		
	IP2					32.371	1:16.068					42.989	1:36.853		
	FL					38.794	1:54.862						-----		
8	IP1					51.259	51.259								
	IP2					40.038	1:31.297								
	FL						-----								
9	IP1														
	IP2														
	FL														



GT-CER ENTRENAMIENTO CRONOMETRADO PILOTO 1 ANALISIS

Número	32		37		40		46		60		61		99		
	Vta	Sector	Vuelta	Sector	Vuelta	Sector	Vuelta	Sector	Vuelta	Sector	Vuelta	Sector	Vuelta		
1	IP1			1:09.43	1:09.430	1:03.94	1:03.944	1:02.64	1:02.642	1:14.99	1:14.999	1:00.73	1:00.739	56.694	56.694
	IP2	1:53.72	1:53.721	42.417	1:51.847	40.969	1:44.913	41.350	1:43.992	43.976	1:58.975	35.317	1:36.056	34.805	1:31.499
	FL	46.767	2:40.488	2:53.96	PIT EXIT	46.433	2:31.346	46.226	2:30.218	56.943	2:55.918	-----	-----	4:07.54	PIT EXIT
2	IP1	50.650	50.650	57.519	57.519	53.745	53.745	48.171	48.171	50.155	50.155			53.905	53.905
	IP2	36.433	1:27.083	36.988	1:34.507	38.547	1:32.292	35.473	1:23.644	34.630	1:24.785			33.149	1:27.054
	FL	43.536	2:10.619	39.935	2:14.442	39.024	2:11.316	41.468	2:05.112	41.676	2:06.461			39.032	2:06.086
3	IP1	49.954	49.954	1:00.08	1:00.086	49.352	49.352	47.168	47.168	45.821	45.821			43.049	43.049
	IP2	36.656	1:26.610	36.143	1:36.229	35.035	1:24.387	34.643	1:21.811	36.941	1:22.762			31.761	1:14.810
	FL	43.345	2:09.955	39.203	2:15.432	38.260	2:02.647	40.811	2:02.622	46.925	2:09.687			37.671	1:52.481
4	IP1	53.911	53.911	43.231	43.231	43.179	43.179	46.790	46.790	46.589	46.589			43.254	43.254
	IP2	52.664	1:46.575	32.049	1:15.280	31.895	1:15.074	34.295	1:21.085	33.982	1:20.571			31.492	1:14.746
	FL	51.363	2:37.938	37.933	1:53.213	38.325	1:53.399	40.774	2:01.859	39.840	2:00.411			-----	-----
5	IP1	49.552	49.552	57.573	57.573	42.990	42.990	54.956	54.956	44.655	44.655				
	IP2	36.349	1:25.901	40.264	1:37.837	31.733	1:14.723	35.007	1:29.963	32.947	1:17.602				
	FL	43.015	2:08.916	-----	-----	37.869	1:52.592	-----	-----	39.720	1:57.322				
6	IP1	1:06.20	1:06.205			48.972	48.972			44.795	44.795				
	IP2	53.411	1:59.616			39.513	1:28.485			33.171	1:17.966				
	FL	-----	-----			39.998	2:08.483			40.020	1:57.986				
7	IP1					43.055	43.055			51.681	51.681				
	IP2					31.775	1:14.830			41.058	1:32.739				
	FL					-----	-----			-----	-----				
8	IP1														
	IP2														
	FL														
9	IP1														
	IP2														
	FL														



GT-CER ENTRENAMIENTO CRONOMETRADO PILOTO 1 ANALISIS

Número	102		110		111		112		113		114		125		
	Vta	Sector	Vuelta	Sector	Vuelta	Sector	Vuelta	Sector	Vuelta	Sector	Vuelta	Sector	Vuelta		
1	IP1	56.645	56.645	1:02.33	1:02.337	54.668	54.668	58.182	58.182	1:00.90	1:00.905	1:01.41	1:01.419	59.158	59.158
	IP2	34.969	1:31.614	38.368	1:40.705	35.369	1:30.037	35.848	1:34.030	38.876	1:39.781	41.590	1:43.009	39.096	1:38.254
	FL	40.026	2:11.640	38.332	2:19.037	39.278	2:09.315	40.554	2:14.584	38.470	2:18.251	47.584	2:30.593	42.556	2:20.810
2	IP1	51.551	51.551	40.195	40.195	44.974	44.974	46.689	46.689	44.811	44.811	46.998	46.998	46.902	46.902
	IP2	32.908	1:24.459	29.298	1:09.493	32.289	1:17.263	34.203	1:20.892	30.870	1:15.681	33.524	1:20.522	34.029	1:20.931
	FL	37.593	2:02.052	35.201	1:44.694	38.041	1:55.304	2:04.96	PIT EXIT	36.419	1:52.100	40.427	2:00.949	39.455	2:00.386
3	IP1	43.942	43.942	40.953	40.953	43.257	43.257	46.483	46.483	41.756	41.756	45.456	45.456	44.916	44.916
	IP2	31.701	1:15.643	29.524	1:10.477	32.012	1:15.269	30.541	1:17.024	30.255	1:12.011	33.197	1:18.653	32.576	1:17.492
	FL	37.581	1:53.224	36.373	1:46.850	37.262	1:52.531	35.769	1:52.793	36.893	1:48.904	1:36.51	PIT EXIT	38.061	1:55.553
4	IP1	42.175	42.175	39.962	39.962	45.788	45.788	40.789	40.789	40.822	40.822	56.136	56.136	43.729	43.729
	IP2	30.523	1:12.698	28.882	1:08.844	32.183	1:17.971	29.795	1:10.584	30.179	1:11.001	34.033	1:30.169	32.221	1:15.950
	FL	36.413	1:49.111	34.752	1:43.596	37.154	1:55.125	35.648	1:46.232	36.025	1:47.026	40.281	2:10.450	38.139	1:54.089
5	IP1	41.655	41.655	39.770	39.770	43.628	43.628	42.722	42.722	55.577	55.577	44.043	44.043	43.789	43.789
	IP2	31.583	1:13.238	29.271	1:09.041	32.311	1:15.939	33.035	1:15.757	46.341	1:41.918	32.769	1:16.812	31.978	1:15.767
	FL	48.778	2:02.016	35.281	1:44.322	40.384	1:56.323	38.627	1:54.384	-----	-----	38.737	1:55.549	37.933	1:53.700
6	IP1	44.389	44.389	41.408	41.408	42.718	42.718	40.656	40.656			44.110	44.110	43.241	43.241
	IP2	31.666	1:16.055	30.177	1:11.585	32.158	1:14.876	29.679	1:10.335			32.226	1:16.336	32.676	1:15.917
	FL	37.276	1:53.331	-----	-----	37.707	1:52.583	35.638	1:45.973			38.492	1:54.828	38.577	1:54.494
7	IP1	41.487	41.487			42.883	42.883	48.469	48.469			44.894	44.894	45.629	45.629
	IP2	30.506	1:11.993			32.244	1:15.127	36.760	1:25.229			32.333	1:17.227	32.759	1:18.388
	FL	35.942	1:47.935			37.107	1:52.234	-----	-----			38.185	1:55.412	38.065	1:56.453
8	IP1	47.658	47.658			43.022	43.022					44.017	44.017	43.965	43.965
	IP2	35.565	1:23.223			31.557	1:14.579					32.000	1:16.017	32.708	1:16.673
	FL	-----	-----			37.276	1:51.855					38.427	1:54.444	38.830	1:55.503
9	IP1					42.934	42.934					44.486	44.486	43.963	43.963
	IP2					31.970	1:14.904					35.784	1:20.270	32.026	1:15.989
	FL					37.148	1:52.052					-----	-----	37.864	1:53.853



4
52

GT-CER ENTRENAMIENTO CRONOMETRADO PILOTO 1 ANALISIS

Número	164		0		0		0		0		0		0	
Vta	Sector	Vuelta	Sector	Vuelta	Sector	Vuelta	Sector	Vuelta	Sector	Vuelta	Sector	Vuelta	Sector	Vuelta
1	IP1	1:03.42	1:03.426											
	IP2	39.681	1:43.107											
	FL	46.133	2:29.240											
2	IP1	47.918	47.918											
	IP2	35.509	1:23.427											
	FL	41.135	2:04.562											
3	IP1	46.566	46.566											
	IP2	35.103	1:21.669											
	FL	40.393	2:02.062											
4	IP1	47.146	47.146											
	IP2	33.904	1:21.050											
	FL	40.178	2:01.228											
5	IP1	45.050	45.050											
	IP2	33.968	1:19.018											
	FL	39.156	1:58.174											
6	IP1	45.260	45.260											
	IP2	33.445	1:18.705											
	FL	39.620	1:58.325											
7	IP1	45.271	45.271											
	IP2	33.229	1:18.500											
	FL	39.378	1:57.878											
8	IP1	45.578	45.578											
	IP2	33.225	1:18.803											
	FL	39.118	1:57.921											
9	IP1	44.979	44.979											
	IP2	34.183	1:19.162											
	FL	39.242	1:58.404											



53

GT-CER ENTRENAMIENTO CRONOMETRADO PILOTO 1 40 MEJORES VUELTAS

Dorsal	Piloto	Nat	Equipo	Maq.	Hora	Vuelta	Tiempo
110	Daniel DIAZ-VARELA	ESP	Baporo Motorsport	Mercedes	14:56:14	4	1:43.596
110	Daniel DIAZ-VARELA	ESP	Baporo Motorsport	Mercedes	14:57:59	5	1:44.322
110	Daniel DIAZ-VARELA	ESP	Baporo Motorsport	Mercedes	14:52:44	2	1:44.694
112	Arnaud GÓMEZ	FRA	Arnaud Gomez	Vortex	14:58:20	6	1:45.973
112	Arnaud GÓMEZ	FRA	Arnaud Gomez	Vortex	14:54:39	4	1:46.232
110	Daniel DIAZ-VARELA	ESP	Baporo Motorsport	Mercedes	14:54:31	3	1:46.850
113	Jaume FONT	ESP	Baporo Motorsport	Porsche	14:56:45	4	1:47.026
102	Lionel AMROUCHE	FRA	Philippe Gruau	Vortex	14:58:47	7	1:47.935
113	Jaume FONT	ESP	Baporo Motorsport	Porsche	14:54:58	3	1:48.904
102	Lionel AMROUCHE	FRA	Philippe Gruau	Vortex	14:53:03	4	1:49.111
111	Pablo YEREGUI	ESP	Club Deportivo DAGO	Porsche	15:00:36	8	1:51.855
111	Pablo YEREGUI	ESP	Club Deportivo DAGO	Porsche	15:02:28	9	1:52.052
113	Jaume FONT	ESP	Baporo Motorsport	Porsche	14:53:09	2	1:52.100
111	Pablo YEREGUI	ESP	Club Deportivo DAGO	Porsche	14:58:44	7	1:52.234
99	Álvaro FONTES	ESP	CDS Engineering	Audi	14:54:52	3	1:52.481
111	Pablo YEREGUI	ESP	Club Deportivo DAGO	Porsche	14:51:08	3	1:52.531
111	Pablo YEREGUI	ESP	Club Deportivo DAGO	Porsche	14:56:52	6	1:52.583
40	Santiago CONCEPCIÓN	ESP	Pcr Sport	CUPRA	14:56:54	5	1:52.592
20	Rubén FERNÁNDEZ	ESP	RC2 Junior Team	CUPRA	14:54:07	3	1:52.756
112	Arnaud GÓMEZ	FRA	Arnaud Gomez	Vortex	14:52:53	3	1:52.793
37	Sergio LÓPEZ	ESP	RC2 Junior Team	CUPRA	14:56:60	4	1:53.213
102	Lionel AMROUCHE	FRA	Philippe Gruau	Vortex	14:51:14	3	1:53.224
102	Lionel AMROUCHE	FRA	Philippe Gruau	Vortex	14:56:59	6	1:53.331
40	Santiago CONCEPCIÓN	ESP	Pcr Sport	CUPRA	14:55:01	4	1:53.399
125	Andoni PARRON	ESP	Club Deportivo DAGO	Porsche	14:57:03	5	1:53.700
125	Andoni PARRON	ESP	Club Deportivo DAGO	Porsche	15:04:43	9	1:53.853
125	Andoni PARRON	ESP	Club Deportivo DAGO	Porsche	14:55:09	4	1:54.089
112	Arnaud GÓMEZ	FRA	Arnaud Gomez	Vortex	14:56:34	5	1:54.384
114	Juan ANDUJAR	ESP	Pcr Sport	Ligier	15:02:33	8	1:54.444
13	Amalia VINYES	AND	Baporo Motorsport	CUPRA	14:57:58	5	1:54.466
13	Amalia VINYES	AND	Baporo Motorsport	CUPRA	14:56:04	4	1:54.492
125	Andoni PARRON	ESP	Club Deportivo DAGO	Porsche	14:58:57	6	1:54.494
114	Juan ANDUJAR	ESP	Pcr Sport	Ligier	14:58:43	6	1:54.828
13	Amalia VINYES	AND	Baporo Motorsport	CUPRA	15:01:60	7	1:54.862
111	Pablo YEREGUI	ESP	Club Deportivo DAGO	Porsche	14:53:03	4	1:55.125
111	Pablo YEREGUI	ESP	Club Deportivo DAGO	Porsche	14:49:15	2	1:55.304
114	Juan ANDUJAR	ESP	Pcr Sport	Ligier	15:00:38	7	1:55.412
125	Andoni PARRON	ESP	Club Deportivo DAGO	Porsche	15:02:49	8	1:55.503
114	Juan ANDUJAR	ESP	Pcr Sport	Ligier	14:56:48	5	1:55.549
125	Andoni PARRON	ESP	Club Deportivo DAGO	Porsche	14:53:15	3	1:55.553



54

GT-CER ENTRENAMIENTO CRONOMETRADO PILOTO 1 TOP CINCO VUELTAS

Piloto	Nat	Equipo	Top Five Laps				
110 Daniel DIAZ-VARELA	ESP	Baporo Motorsport	1:43.596	1:44.322	1:44.694	1:46.850	2:19.037
112 Arnaud GÓMEZ	FRA	Arnaud Gomez	1:45.973	1:46.232	1:52.793	1:54.384	2:14.584
113 Jaume FONT	ESP	Baporo Motorsport	1:47.026	1:48.904	1:52.100	2:18.251	PIT EXIT
102 Lionel AMROUCHE	FRA	Philippe Gruau	1:47.935	1:49.111	1:53.224	1:53.331	2:02.016
111 Pablo YEREGUI	ESP	Club Deportivo DAGO	1:51.855	1:52.052	1:52.234	1:52.531	1:52.583
99 Álvaro FONTES	ESP	CDS Engineering	1:52.481	2:06.086	PIT EXIT	PIT EXIT	
40 Santiago CONCEPCIÓN	ESP	Pcr Sport	1:52.592	1:53.399	2:02.647	2:08.483	2:11.316
20 Rubén FERNÁNDEZ	ESP	RC2 Junior Team	1:52.756	2:12.094	PIT EXIT	PIT EXIT	
37 Sergio LÓPEZ	ESP	RC2 Junior Team	1:53.213	2:14.442	2:15.432	PIT EXIT	PIT EXIT
125 Andoni PARRON	ESP	Club Deportivo DAGO	1:53.700	1:53.853	1:54.089	1:54.494	1:55.503
114 Juan ANDUJAR	ESP	Pcr Sport	1:54.444	1:54.828	1:55.412	1:55.549	2:00.949
13 Amalia VINYES	AND	Baporo Motorsport	1:54.466	1:54.492	1:54.862	2:07.201	2:12.222
26 Vicente DASÍ	ESP	Pcr Sport	1:55.969	1:56.257	1:56.503	1:56.634	2:03.192
60 José L. CISNEROS	ESP	CD Plemar Sport	1:57.322	1:57.986	2:00.411	2:06.461	2:09.687
164 Pierre ARRAOU	FRA	Pierre Arraou	1:57.878	1:57.921	1:58.174	1:58.325	1:58.404
46 Borja HORMIGOS	ESP	RACE	2:01.859	2:02.622	2:05.112	2:30.218	PIT EXIT
8 Angel LAFUENTE	ESP	VSR	2:02.340	2:02.372	2:05.018	2:27.716	PIT EXIT
14 Henk van ZOEST	ESP	Skualo Competición	2:05.015	2:05.684	2:07.074	2:14.764	2:29.808
30 Vicente G.I VALLÉS	ESP	Vicente Gabriel Vallés	2:05.555	2:06.163	2:06.182	2:29.436	PIT EXIT
32 Matias FERNÁNDEZ	ESP	FRC Competición	2:08.916	2:09.955	2:10.619	2:37.938	2:40.488
12 Javier GIL	ESP	Peña Autocross Arteixo	4:47.505	PIT EXIT			
61 Álvaro RODRÍGUEZ	ESP	CD Plemar Sport	PIT EXIT				



55

GT-CER

ENTRENAMIENTO CRONOMETRADO PILOTO 1

40 MEJORES VELOCIDADES MÁXIMAS

Dorsal	Piloto	Nat	Equipo	Maq.	Hora	Vuelta	Vmax
113	Jaume FONT	ESP	Baporo Motorsport	Porsche	14:55:39	3	222,9
113	Jaume FONT	ESP	Baporo Motorsport	Porsche	14:53:51	2	222,6
111	Pablo YEREGUI	ESP	Club Deportivo DAGO	Porsche	14:55:42	5	220,8
111	Pablo YEREGUI	ESP	Club Deportivo DAGO	Porsche	14:53:46	4	220,2
111	Pablo YEREGUI	ESP	Club Deportivo DAGO	Porsche	14:49:58	2	219,6
111	Pablo YEREGUI	ESP	Club Deportivo DAGO	Porsche	15:01:19	8	219,4
110	Daniel DIAZ-VARELA	ESP	Baporo Motorsport	Mercedes	14:56:54	4	219,3
111	Pablo YEREGUI	ESP	Club Deportivo DAGO	Porsche	14:59:27	7	219,1
110	Daniel DIAZ-VARELA	ESP	Baporo Motorsport	Mercedes	14:58:40	5	218,8
110	Daniel DIAZ-VARELA	ESP	Baporo Motorsport	Mercedes	14:55:11	3	218,6
110	Daniel DIAZ-VARELA	ESP	Baporo Motorsport	Mercedes	14:51:39	1	218,1
111	Pablo YEREGUI	ESP	Club Deportivo DAGO	Porsche	14:57:35	6	217,7
113	Jaume FONT	ESP	Baporo Motorsport	Porsche	14:52:02	1	217,6
111	Pablo YEREGUI	ESP	Club Deportivo DAGO	Porsche	14:48:05	1	216,9
111	Pablo YEREGUI	ESP	Club Deportivo DAGO	Porsche	14:51:53	3	216,5
110	Daniel DIAZ-VARELA	ESP	Baporo Motorsport	Mercedes	14:53:25	2	216,0
112	Arnaud GÓMEZ	FRA	Arnaud Gomez	Vortex	14:53:34	3	215,1
112	Arnaud GÓMEZ	FRA	Arnaud Gomez	Vortex	14:51:47	2	212,2
102	Lionel AMROUCHE	FRA	Philippe Gruau	Vortex	14:53:45	4	212,1
112	Arnaud GÓMEZ	FRA	Arnaud Gomez	Vortex	14:57:14	5	212,1
102	Lionel AMROUCHE	FRA	Philippe Gruau	Vortex	14:51:57	3	211,5
102	Lionel AMROUCHE	FRA	Philippe Gruau	Vortex	14:57:40	6	210,9
125	Andoni PARRON	ESP	Club Deportivo DAGO	Porsche	14:55:53	4	210,7
111	Pablo YEREGUI	ESP	Club Deportivo DAGO	Porsche	14:46:05	0	209,5
125	Andoni PARRON	ESP	Club Deportivo DAGO	Porsche	14:57:46	5	208,7
102	Lionel AMROUCHE	FRA	Philippe Gruau	Vortex	14:55:50	5	207,3
125	Andoni PARRON	ESP	Club Deportivo DAGO	Porsche	14:59:43	6	207,3
112	Arnaud GÓMEZ	FRA	Arnaud Gomez	Vortex	14:55:22	4	206,4
125	Andoni PARRON	ESP	Club Deportivo DAGO	Porsche	14:53:59	3	206,4
125	Andoni PARRON	ESP	Club Deportivo DAGO	Porsche	15:03:33	8	206,3
112	Arnaud GÓMEZ	FRA	Arnaud Gomez	Vortex	14:48:21	1	205,8
125	Andoni PARRON	ESP	Club Deportivo DAGO	Porsche	14:52:04	2	205,6
102	Lionel AMROUCHE	FRA	Philippe Gruau	Vortex	14:50:05	2	205,2
125	Andoni PARRON	ESP	Club Deportivo DAGO	Porsche	15:01:38	7	204,9
164	Pierre ARRAOU	FRA	Pierre Arraou	Audi	14:55:25	4	204,5
164	Pierre ARRAOU	FRA	Pierre Arraou	Audi	15:05:15	9	204,1
164	Pierre ARRAOU	FRA	Pierre Arraou	Audi	15:01:20	7	203,6
37	Sergio LÓPEZ	ESP	RC2 Junior Team	CUPRA	14:55:50	3	203,5
164	Pierre ARRAOU	FRA	Pierre Arraou	Audi	14:59:22	6	203,3
164	Pierre ARRAOU	FRA	Pierre Arraou	Audi	14:57:23	5	203,2



56

GT-CER
ENTRENAMIENTO CRONOMETRADO PILOTO 1
TOP CINCO VELOCIDADES MÁXIMAS

Piloto	Nat	Equipo	Top Five Vmax					
113	Jaume FONT	ESP	Baporo Motorsport	222,9	222,6	217,6	164,7	136,5
111	Pablo YEREGUI	ESP	Club Deportivo DAGO	220,8	220,2	219,6	219,4	219,1
110	Daniel DIAZ-VARELA	ESP	Baporo Motorsport	219,3	218,8	218,6	218,1	216,0
112	Arnaud GÓMEZ	FRA	Arnaud Gomez	215,1	212,2	212,1	206,4	205,8
102	Lionel AMROUCHE	FRA	Philippe Gruau	212,1	211,5	210,9	207,3	205,2
125	Andoni PARRON	ESP	Club Deportivo DAGO	210,7	208,7	207,3	206,4	206,3
164	Pierre ARRAOU	FRA	Pierre Arraou	204,5	204,1	203,6	203,3	203,2
37	Sergio LÓPEZ	ESP	RC2 Junior Team	203,5	148,5	146,1	137,2	126,7
20	Rubén FERNÁNDEZ	ESP	RC2 Junior Team	201,9	198,6	191,8	148,9	
40	Santiago CONCEPCIÓN	ESP	Pcr Sport	201,2	201,2	201,0	165,8	160,8
99	Álvaro FONTES	ESP	CDS Engineering	200,8	200,8	180,2	130,4	
26	Vicente DASÍ	ESP	Pcr Sport	200,8	200,7	200,3	200,3	194,5
114	Juan ANDUJAR	ESP	Pcr Sport	200,3	199,4	198,6	198,1	197,5
13	Amalia VINYES	AND	Baporo Motorsport	197,7	197,5	196,8	194,1	193,7
60	José L. CISNEROS	ESP	CD Plemar Sport	188,8	188,5	188,0	187,2	177,7
46	Borja HORMIGOS	ESP	RACE	183,2	181,9	181,0	175,3	143,9
30	Vicente G.I VALLÉS	ESP	Vicente Gabriel Vallés	182,0	181,3	174,4	164,7	140,4
8	Angel LAFUENTE	ESP	VSR	180,2	179,3	178,5	165,4	
61	Álvaro RODRÍGUEZ	ESP	CD Plemar Sport	180,1				
14	Henk van ZOEST	ESP	Skualo Competición	174,8	174,6	174,5	165,0	145,0
32	Matias FERNÁNDEZ	ESP	FRC Competición	172,5	171,8	171,0	116,7	99,3
12	Javier GIL	ESP	Peña Autocross Arteixo	172,1	157,3	148,1		



Jerez - 4428 m



2 y 3 de Octubre

57

GT - CER PARRILLA DE SALIDA CARRERA 1



	2		
1	112	Arnaud GÓMEZ	1:45.973
	4		
2	102	Lionel AMROUCHE	1:47.935
	6		
3	125	Andoni PARRON	1:53.700
	8		
4	164	Pierre ARRAOU	1:57.878
	10		
5			
	12		
6			
	10		
7	40	Santiago CONCEPCIÓN	1:52.592
	12		
8	37	Sergio LÓPEZ	1:53.213
	14		
9	26	Vicente DASÍ	1:55.969
	16		
10	46	Borja HORMIGOS	2:01.859
	18		
11	14	Henk van ZOEST	2:05.015
	20		
12	32	Matias FERNÁNDEZ	2:08.916
	22		
13	61	Álvaro RODRÍGUEZ	---

	1		
110		Daniel DIAZ-VARELA	1:43.596
	3		
113		Jaume FONT	1:47.026
	5		
111		Pablo YEREGUI	1:51.855
	7		
114		Juan ANDUJAR	1:54.444
	9		
	11		
	9		
99		Álvaro FONTES	1:52.481
	11		
20		Rubén FERNÁNDEZ	1:52.756
	13		
13		Amalia VINYES	1:54.466
	15		
60		José L. CISNEROS	1:57.322
	17		
8		Angel LAFUENTE	2:02.340
	19		
30		Vicente G.I VALLÉS	2:05.555
	21		
12		Javier GIL	4:47.505

LOS COMISARIOS DEPORTIVOS

EL JEFE DE CRONOMETRAJE

LiveTiming: live.crono-jerez.com

Pág 1 de 1

www.crono-jerez.com

