



58

## GT-CER ENTRENAMIENTO CRONOMETRADO PILOTO 2 RESULTADOS

CONDICIONES ATMOSFERICAS: **Soleado**ESTADO DE LA PISTA: **Seca**

Ord.	#	Piloto	Licencia	Club	Marca	NV	VR	Tiempo	Gap	Intv	VMax
1	110	GT Daniel DIAZ-VARELA	ESP	Baporo Motorsport	Mercedes	5	5	<b>1:42.841</b>	----	----	<b>218,6</b>
2	112	GT Olivier GÓMEZ	FRA	Arnaud Gomez	Vortex	3	3	<b>1:44.161</b>	1.320	1.320	<b>215,6</b>
3	113	GT Jaume FONT	ESP	Baporo Motorsport	Porsche	3	3	<b>1:46.014</b>	3.173	1.853	<b>221,4</b>
4	111	GT Daniel CARRETERO	ESP	Club Deportivo DAGO	Porsche	8	6	<b>1:47.570</b>	4.729	1.556	<b>222,3</b>
5	102	GT Philippe GRUAU	FRA	Philippe Gruau	Vortex	7	7	<b>1:50.096</b>	7.255	2.526	<b>210,6</b>
6	114	GT Francesc GUTIÉRREZ	ESP	Pcr Sport	Ligier	7	3	<b>1:50.963</b>	8.122	0.867	<b>200,9</b>
7	37	CER Sergio LÓPEZ	ESP	RC2 Junior Team	CUPRA	3	3	<b>1:51.762</b>	8.921	0.799	<b>202,1</b>
8	125	GT Jacobo GARCÍA	ESP	Club Deportivo DAGO	Porsche	10	7	<b>1:52.108</b>	9.267	0.346	<b>213,1</b>
9	40	CER Santiago CONCEPCIÓN	ESP	Pcr Sport	CUPRA	5	3	<b>1:52.171</b>	9.330	0.063	<b>200,8</b>
10	99	CER Mirco van OOSTRUM	NED	CDS Engineering	Audi	3	2	<b>1:53.139</b>	10.298	0.968	<b>199,3</b>
11	13	CER Amalia VINYES	AND	Baporo Motorsport	CUPRA	6	6	<b>1:53.987</b>	11.146	0.848	<b>198,1</b>
12	20	CER Victor FERNÁNDEZ	ESP	RC2 Junior Team	CUPRA	3	3	<b>1:54.688</b>	11.847	0.701	<b>201,7</b>
13	26	CER Josep PARERA	ESP	Pcr Sport	CUPRA	4	4	<b>1:54.985</b>	12.144	0.297	<b>200,3</b>
14	164	GT Pierre ARRAOU	FRA	Pierre Arraou	Audi	6	6	<b>1:58.293</b>	15.452	3.308	<b>202,0</b>
15	60	CER Juan REINA	ESP	CD Plemar Sport	Opel	6	5	<b>2:00.422</b>	17.581	2.129	<b>186,6</b>
16	46	CER Hector HERNÁNDEZ	ESP	RACE	Mini	7	5	<b>2:02.857</b>	20.016	2.435	<b>181,4</b>
17	8	CER Daniel MARTÍNEZ	ESP	VSR	Peugeot	4	2	<b>2:04.781</b>	21.940	1.924	<b>180,5</b>
18	14	CER Henk van ZOEST	ESP	Skualo Competición	Renault	3	3	<b>2:04.965</b>	22.124	0.184	<b>175,5</b>
19	12	CER Juan CAMPOS	ESP	Peña Autocross Arteixo	Renault	4	4	<b>2:08.811</b>	25.970	3.846	<b>169,1</b>
20	32	CER Matias FERNÁNDEZ	ESP	FRC Competición	Audi	5	4	<b>2:09.089</b>	26.248	0.278	<b>169,8</b>

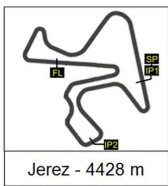
Circuito de Jerez, 2 DE OCTUBRE DE 2021

LOS COMISARIOS DEPORTIVOS	EL DIRECTOR DE CARRERA	EL JEFE DE CRONOMETRAJE
Hora:	Hora:	RESULTADOS PUBLICADOS A LAS 15:43 HORAS

LiveTiming: [live.crono-jerez.com](http://live.crono-jerez.com)

Pág 1 de 1

[www.crono-jerez.com](http://www.crono-jerez.com)



59

# GT ENTRENAMIENTO CRONOMETRADO PILOTO 2 RESULTADOS

CONDICIONES ATMOSFERICAS: **Soleado**

ESTADO DE LA PISTA: **Seca**

Ord.	#	Piloto	Licencia	Club	Marca	NV	VR	Tiempo	Gap	Intv	VMax
1	110	GT Daniel DIAZ-VARELA	ESP	Baporo Motorsport	Mercedes	5	5	<b>1:42.841</b>	----	----	<b>218,6</b>
2	112	GT Olivier GÓMEZ	FRA	Arnaud Gomez	Vortex	3	3	<b>1:44.161</b>	1.320	1.320	<b>215,6</b>
3	113	GT Jaume FONT	ESP	Baporo Motorsport	Porsche	3	3	<b>1:46.014</b>	3.173	1.853	<b>221,4</b>
4	111	GT Daniel CARRETERO	ESP	Club Deportivo DAGO	Porsche	8	6	<b>1:47.570</b>	4.729	1.556	<b>222,3</b>
5	102	GT Philippe GRUAU	FRA	Philippe Gruau	Vortex	7	7	<b>1:50.096</b>	7.255	2.526	<b>210,6</b>
6	114	GT Francesc GUTIÉRREZ	ESP	Pcr Sport	Ligier	7	3	<b>1:50.963</b>	8.122	0.867	<b>200,9</b>
7	125	GT Jacobo GARCÍA	ESP	Club Deportivo DAGO	Porsche	10	7	<b>1:52.108</b>	9.267	1.145	<b>213,1</b>
8	164	GT Pierre ARRAOU	FRA	Pierre Arraou	Audi	6	6	<b>1:58.293</b>	15.452	6.185	<b>202,0</b>

Circuito de Jerez, 2 DE OCTUBRE DE 2021

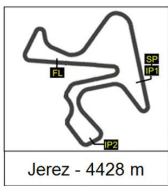
LOS COMISARIOS DEPORTIVOS	EL DIRECTOR DE CARRERA	EL JEFE DE CRONOMETRAJE
Hora:	Hora:	RESULTADOS PUBLICADOS A LAS 15:43 HORAS

LiveTiming: [live.crono-jerez.com](http://live.crono-jerez.com)

Pág 1 de 1

[www.crono-jerez.com](http://www.crono-jerez.com)





60

# CER ENTRENAMIENTO CRONOMETRADO PILOTO 2 RESULTADOS

CONDICIONES ATMOSFERICAS: **Soleado**

ESTADO DE LA PISTA: **Seca**

Ord.	#	Piloto	Licencia	Club	Marca	NV	VR	Tiempo	Gap	Intv	VMax
1	37	CER Sergio LÓPEZ	ESP	RC2 Junior Team	CUPRA	3	3	1:51.762	----	----	202,1
2	40	CER Santiago CONCEPCIÓN	ESP	Pcr Sport	CUPRA	5	3	1:52.171	0.409	0.409	200,8
3	99	CER Mirco van OOSTRUM	NED	CDS Engineering	Audi	3	2	1:53.139	1.377	0.968	199,3
4	13	CER Amalia VINYES	AND	Baporo Motorsport	CUPRA	6	6	1:53.987	2.225	0.848	198,1
5	20	CER Victor FERNÁNDEZ	ESP	RC2 Junior Team	CUPRA	3	3	1:54.688	2.926	0.701	201,7
6	26	CER Josep PARERA	ESP	Pcr Sport	CUPRA	4	4	1:54.985	3.223	0.297	200,3
7	60	CER Juan REINA	ESP	CD Plemar Sport	Opel	6	5	2:00.422	8.660	5.437	186,6
8	46	CER Hector HERNÁNDEZ	ESP	RACE	Mini	7	5	2:02.857	11.095	2.435	181,4
9	8	CER Daniel MARTÍNEZ	ESP	VSR	Peugeot	4	2	2:04.781	13.019	1.924	180,5
10	14	CER Henk van ZOEST	ESP	Skualo Competición	Renault	3	3	2:04.965	13.203	0.184	175,5
11	12	CER Juan CAMPOS	ESP	Peña Autocross Arteixo	Renault	4	4	2:08.811	17.049	3.846	169,1
12	32	CER Matias FERNÁNDEZ	ESP	FRC Competición	Audi	5	4	2:09.089	17.327	0.278	169,8

Circuito de Jerez, 2 DE OCTUBRE DE 2021

LOS COMISARIOS DEPORTIVOS	EL DIRECTOR DE CARRERA	EL JEFE DE CRONOMETRAJE
Hora:	Hora:	RESULTADOS PUBLICADOS A LAS 15:43 HORAS

LiveTiming: [live.crono-jerez.com](http://live.crono-jerez.com)

Pág 1 de 1

[www.crono-jerez.com](http://www.crono-jerez.com)





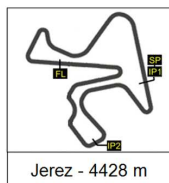
61

## GT-CER ENTRENAMIENTO CRONOMETRADO PILOTO 2 VUELTA A VUELTA

Vuelta	8	12	13	14	20	26	32	37	40	46	60	99
1	2:20.156	2:32.052	2:14.789	2:15.084	2:04.634	2:16.436	2:30.117	2:23.657	2:14.722	2:18.660	2:15.831	2:04.939
2	2:04.781	2:11.162	2:01.282	2:05.453	1:55.627	2:01.715	2:09.565	1:54.378	1:58.586	2:04.318	2:02.379	1:53.139
3	2:09.527	2:13.990	1:54.026	2:04.965	1:54.688	1:56.893	2:22.793	1:51.762	1:52.171	2:03.581	2:00.951	1:53.580
4	2:09.234	2:08.811	2:05.479			1:54.985	2:09.089		1:52.372	2:03.126	2:02.473	
5			2:02.309				2:09.500		2:12.502	2:02.857	2:00.422	
6			1:53.987							2:03.407	2:01.165	
7										2:03.261		

Vuelta	102	110	111	112	113	114	125	164				
1	2:01.431	2:13.928	2:19.685	1:52.675	2:01.240	2:20.510	2:17.670	2:25.610				
2	1:51.789	1:56.359	2:09.359	1:44.673	1:48.017	1:56.731	1:58.311	2:05.010				
3	1:50.982	1:44.677	2:08.023	1:44.161	1:46.014	1:50.963	1:54.758	2:01.195				
4	1:51.724	1:44.168	1:48.285			PIT EXIT	1:52.742	1:59.931				
5	1:51.926	1:42.841	1:47.837			2:27.582	1:55.584	2:00.698				
6	1:52.556		1:47.570			1:54.888	1:56.394	1:58.293				
7	1:50.096		1:47.754			2:04.776	1:52.108					
8			2:32.887				1:52.382					
9							1:52.240					
10							2:19.147					





## GT-CER ENTRENAMIENTO CRONOMETRADO PILOTO 2 ANALISIS

Número	8		12		13		14		20		26		32		
	Vta	Sector	Vuelta	Sector	Vuelta	Sector	Vuelta	Sector	Vuelta	Sector	Vuelta	Sector	Vuelta		
1	IP1	1:01.26	1:01.266			58.746	58.746	53.140	53.140	51.625	51.625	55.277	55.277	1:02.62	1:02.625
	IP2	35.956	1:37.222	1:43.58	1:43.584	35.316	1:34.062	37.919	1:31.059	33.705	1:25.330	38.371	1:33.648	40.172	1:42.797
	FL	42.934	<b>2:20.156</b>	48.468	<b>2:32.052</b>	40.727	<b>2:14.789</b>	44.025	<b>2:15.084</b>	39.304	<b>2:04.634</b>	42.788	<b>2:16.436</b>	47.320	<b>2:30.117</b>
2	IP1	47.779	47.779	51.105	51.105	44.348	44.348	<b>47.794</b>	<b>47.794</b>	44.047	44.047	46.987	46.987	49.619	49.619
	IP2	34.989	1:22.768	36.209	1:27.314	34.442	1:18.790	35.327	<b>1:23.121</b>	32.692	1:16.739	35.010	1:21.997	36.341	<b>1:25.960</b>
	FL	<b>42.013</b>	<b>2:04.781</b>	43.848	<b>2:11.162</b>	42.492	<b>2:01.282</b>	42.332	<b>2:05.453</b>	38.888	<b>1:55.627</b>	39.718	<b>2:01.715</b>	43.605	<b>2:09.565</b>
3	IP1	47.764	47.764	53.715	53.715	43.629	43.629	48.048	48.048	<b>43.795</b>	<b>43.795</b>	44.979	44.979	59.205	59.205
	IP2	35.039	1:22.803	36.667	1:30.382	<b>31.924</b>	<b>1:15.553</b>	<b>35.075</b>	1:23.123	<b>32.275</b>	<b>1:16.070</b>	32.956	1:17.935	37.670	1:36.875
	FL	46.724	<b>2:09.527</b>	43.608	<b>2:13.990</b>	38.473	<b>1:54.026</b>	<b>41.842</b>	<b>2:04.965</b>	<b>38.618</b>	<b>1:54.688</b>	38.958	<b>1:56.893</b>	45.918	<b>2:22.793</b>
4	IP1	<b>47.434</b>	<b>47.434</b>	<b>50.207</b>	<b>50.207</b>	43.588	43.588	51.246	51.246	57.789	57.789	<b>43.819</b>	<b>43.819</b>	<b>49.446</b>	<b>49.446</b>
	IP2	36.304	1:23.738	<b>35.739</b>	<b>1:25.946</b>	34.615	1:18.203	40.364	1:31.610	44.286	1:42.075	<b>32.500</b>	<b>1:16.319</b>	36.617	1:26.063
	FL	45.496	<b>2:09.234</b>	<b>42.865</b>	<b>2:08.811</b>	47.276	<b>2:05.479</b>	-----	-----	-----	-----	<b>38.666</b>	<b>1:54.985</b>	<b>43.026</b>	<b>2:09.089</b>
5	IP1	47.546	47.546			47.499	47.499					44.019	44.019	49.780	49.780
	IP2	<b>34.685</b>	<b>1:22.231</b>			35.164	1:22.663					32.806	1:16.825	<b>36.211</b>	1:25.991
	FL	-----	-----	-----	-----	39.646	<b>2:02.309</b>					-----	-----	43.509	<b>2:09.500</b>
6	IP1					<b>43.494</b>	<b>43.494</b>							1:14.58	1:14.580
	IP2					32.155	1:15.649							51.249	2:05.829
	FL					<b>38.338</b>	<b>1:53.987</b>							-----	-----
7	IP1					48.053	48.053								
	IP2					41.071	1:29.124								
	FL					-----	-----								
8	IP1														
	IP2														
	FL														
9	IP1														
	IP2														
	FL														
10	IP1														
	IP2														
	FL														



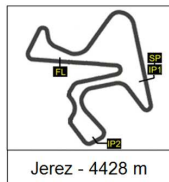
## GT-CER ENTRENAMIENTO CRONOMETRADO PILOTO 2 ANALISIS

Número	37		40		46		60		99		102		110		
	Vta	Sector	Vuelta	Sector	Vuelta	Sector	Vuelta	Sector	Vuelta	Sector	Vuelta	Sector	Vuelta		
1	IP1	1:03.53	1:03.538	57.112	57.112	58.526	58.526	59.011	59.011	52.546	52.546	50.652	50.652	58.346	58.346
	IP2	35.598	1:39.136	37.340	1:34.452	37.153	1:35.679	35.228	1:34.239	33.728	1:26.274	32.861	1:23.513	35.990	1:34.336
	FL	44.521	<b>2:23.657</b>	40.270	<b>2:14.722</b>	42.981	<b>2:18.660</b>	41.592	<b>2:15.831</b>	38.665	<b>2:04.939</b>	37.918	<b>2:01.431</b>	39.592	<b>2:13.928</b>
2	IP1	43.358	43.358	46.305	46.305	48.137	48.137	47.219	47.219	<b>43.212</b>	<b>43.212</b>	43.311	43.311	40.279	40.279
	IP2	31.859	1:15.217	33.994	1:20.299	35.063	1:23.200	33.931	1:21.150	<b>31.810</b>	<b>1:15.022</b>	31.706	1:15.017	30.668	1:10.947
	FL	39.161	<b>1:54.378</b>	38.287	<b>1:58.586</b>	41.118	<b>2:04.318</b>	41.229	<b>2:02.379</b>	<b>38.117</b>	<b>1:53.139</b>	36.772	<b>1:51.789</b>	45.412	<b>1:56.359</b>
3	IP1	<b>42.816</b>	<b>42.816</b>	<b>42.659</b>	<b>42.659</b>	47.465	47.465	46.420	46.420	43.238	43.238	42.566	42.566	39.854	39.854
	IP2	<b>31.391</b>	<b>1:14.207</b>	<b>31.601</b>	<b>1:14.260</b>	34.912	1:22.377	33.680	1:20.100	32.033	1:15.271	<b>31.276</b>	1:13.842	29.300	1:09.154
	FL	<b>37.555</b>	<b>1:51.762</b>	<b>37.911</b>	<b>1:52.171</b>	41.204	<b>2:03.581</b>	40.851	<b>2:00.951</b>	38.309	<b>1:53.580</b>	37.140	<b>1:50.982</b>	35.523	<b>1:44.677</b>
4	IP1	1:09.54	1:09.548	42.828	42.828	47.300	47.300	<b>45.572</b>	<b>45.572</b>	46.451	46.451	42.835	42.835	40.423	40.423
	IP2	56.650	2:06.198	31.610	1:14.438	34.711	1:22.011	<b>33.600</b>	<b>1:19.172</b>	35.244	1:21.695	31.565	1:14.400	<b>28.811</b>	1:09.234
	FL		-----	37.934	<b>1:52.372</b>	41.115	<b>2:03.126</b>	43.301	<b>2:02.473</b>		-----	37.324	<b>1:51.724</b>	34.934	<b>1:44.168</b>
5	IP1			49.322	49.322	47.197	47.197	45.744	45.744			43.066	43.066	<b>39.422</b>	<b>39.422</b>
	IP2			41.820	1:31.142	34.573	<b>1:21.770</b>	34.047	1:19.791			31.800	1:14.866	28.815	<b>1:08.237</b>
	FL			41.360	<b>2:12.502</b>	<b>41.087</b>	<b>2:02.857</b>	<b>40.631</b>	<b>2:00.422</b>			37.060	<b>1:51.926</b>	<b>34.604</b>	<b>1:42.841</b>
6	IP1			42.862	42.862	<b>47.035</b>	<b>47.035</b>	46.329	46.329			42.792	42.792	41.506	41.506
	IP2			34.629	1:17.491	34.780	1:21.815	34.120	1:20.449			32.546	1:15.338	31.652	1:13.158
	FL				-----	41.592	<b>2:03.407</b>	40.716	<b>2:01.165</b>			37.218	<b>1:52.556</b>		-----
7	IP1					47.557	47.557	1:00.82	1:00.827			<b>42.355</b>	<b>42.355</b>		
	IP2					<b>34.537</b>	1:22.094	40.567	1:41.394			31.344	<b>1:13.699</b>		
	FL					41.167	<b>2:03.261</b>		-----			<b>36.397</b>	<b>1:50.096</b>		
8	IP1					47.153	47.153					47.800	47.800		
	IP2					39.784	1:26.937					34.458	1:22.258		
	FL						-----						-----		
9	IP1														
	IP2														
	FL														
10	IP1														
	IP2														
	FL														



## GT-CER ENTRENAMIENTO CRONOMETRADO PILOTO 2 ANALISIS

Número	111		112		113		114		125		164		0	
	Vta	Sector	Vuelta	Sector	Vuelta	Sector	Vuelta	Sector	Vuelta	Sector	Vuelta	Sector	Vuelta	
1	IP1	58.415	58.415	47.201	47.201	51.006	51.006	58.630	58.630	56.216	56.216	1:02.55	1:02.553	
	IP2	37.493	1:35.908	29.872	1:17.073	33.212	1:24.218	38.615	1:37.245	40.009	1:36.225	38.630	1:41.183	
	FL	43.777	<b>2:19.685</b>	35.602	<b>1:52.675</b>	37.022	<b>2:01.240</b>	43.265	<b>2:20.510</b>	41.445	<b>2:17.670</b>	44.427	<b>2:25.610</b>	
2	IP1	51.094	51.094	40.261	40.261	41.341	41.341	44.888	44.888	45.874	45.874	48.109	48.109	
	IP2	36.369	1:27.463	29.226	1:09.487	30.002	1:11.343	33.214	1:18.102	33.635	1:19.509	34.879	1:22.988	
	FL	41.896	<b>2:09.359</b>	<b>35.186</b>	<b>1:44.673</b>	36.674	<b>1:48.017</b>	38.629	<b>1:56.731</b>	38.802	<b>1:58.311</b>	42.022	<b>2:05.010</b>	
3	IP1	47.341	47.341	<b>39.885</b>	<b>39.885</b>	<b>40.609</b>	<b>40.609</b>	<b>42.529</b>	<b>42.529</b>	44.038	44.038	46.884	46.884	
	IP2	38.862	1:26.203	<b>29.049</b>	<b>1:08.934</b>	<b>29.960</b>	<b>1:10.569</b>	<b>31.010</b>	<b>1:13.539</b>	32.698	1:16.736	34.117	1:21.001	
	FL	41.820	<b>2:08.023</b>	35.227	<b>1:44.161</b>	<b>35.445</b>	<b>1:46.014</b>	<b>37.424</b>	<b>1:50.963</b>	38.022	<b>1:54.758</b>	40.194	<b>2:01.195</b>	
4	IP1	41.333	41.333	43.098	43.098	52.626	52.626	45.402	45.402	43.044	43.044	45.927	45.927	
	IP2	30.599	1:11.932	33.015	1:16.113	38.259	1:30.885	34.189	1:19.591	32.032	1:15.076	34.189	1:20.116	
	FL	36.353	<b>1:48.285</b>		-----		-----	3:43.61	<b>PIT EXIT</b>	37.666	<b>1:52.742</b>	39.815	<b>1:59.931</b>	
5	IP1	<b>40.976</b>	<b>40.976</b>					1:03.08	1:03.080	45.282	45.282	46.029	46.029	
	IP2	30.340	<b>1:11.316</b>					40.509	1:43.589	32.862	1:18.144	34.028	1:20.057	
	FL	36.521	<b>1:47.837</b>					43.993	<b>2:27.582</b>	37.440	<b>1:55.584</b>	40.641	<b>2:00.698</b>	
6	IP1	41.394	41.394					43.368	43.368	43.411	43.411	<b>45.612</b>	<b>45.612</b>	
	IP2	<b>30.224</b>	1:11.618					31.955	1:15.323	35.803	1:19.214	<b>33.472</b>	<b>1:19.084</b>	
	FL	<b>35.952</b>	<b>1:47.570</b>					39.565	<b>1:54.888</b>	<b>37.180</b>	<b>1:56.394</b>	<b>39.209</b>	<b>1:58.293</b>	
7	IP1	41.203	41.203					45.179	45.179	<b>42.697</b>	<b>42.697</b>	51.640	51.640	
	IP2	30.475	1:11.678					36.674	1:21.853	31.853	<b>1:14.550</b>	41.868	1:33.508	
	FL	36.076	<b>1:47.754</b>					42.923	<b>2:04.776</b>	37.558	<b>1:52.108</b>		-----	
8	IP1	53.074	53.074					42.619	42.619	43.238	43.238			
	IP2	43.976	1:37.050					31.351	1:13.970	<b>31.745</b>	1:14.983			
	FL	55.837	<b>2:32.887</b>						-----	37.399	<b>1:52.382</b>			
9	IP1	1:05.31	1:05.318							42.858	42.858			
	IP2	52.051	1:57.369							31.817	1:14.675			
	FL		-----							37.565	<b>1:52.240</b>			
10	IP1									1:01.05	1:01.056			
	IP2									37.092	1:38.148			
	FL									40.999	<b>2:19.147</b>			



Jerez - 4428 m



63

## GT-CER ENTRENAMIENTO CRONOMETRADO PILOTO 2 40 MEJORES VUELTAS

Dorsal	Piloto	Nat	Equipo	Maq.	Hora	Vuelta	Tiempo
110	Daniel DIAZ-VARELA	ESP	Baporo Motorsport	Mercedes	15:25:51	5	1:42.841
112	Olivier GÓMEZ	FRA	Arnaud Gomez	Vortex	15:15:23	3	1:44.161
110	Daniel DIAZ-VARELA	ESP	Baporo Motorsport	Mercedes	15:24:08	4	1:44.168
112	Olivier GÓMEZ	FRA	Arnaud Gomez	Vortex	15:13:39	2	1:44.673
110	Daniel DIAZ-VARELA	ESP	Baporo Motorsport	Mercedes	15:22:24	3	1:44.677
113	Jaume FONT	ESP	Baporo Motorsport	Porsche	15:24:46	3	1:46.014
111	Daniel CARRETERO	ESP	Club Deportivo DAGO	Porsche	15:24:16	6	1:47.570
111	Daniel CARRETERO	ESP	Club Deportivo DAGO	Porsche	15:26:04	7	1:47.754
111	Daniel CARRETERO	ESP	Club Deportivo DAGO	Porsche	15:22:28	5	1:47.837
113	Jaume FONT	ESP	Baporo Motorsport	Porsche	15:22:60	2	1:48.017
111	Daniel CARRETERO	ESP	Club Deportivo DAGO	Porsche	15:20:41	4	1:48.285
102	Philippe GRUAU	FRA	Philippe Gruau	Vortex	15:23:13	7	1:50.096
114	Francesc GUTIÉRREZ	ESP	Pcr Sport	Ligier	15:16:24	3	1:50.963
102	Philippe GRUAU	FRA	Philippe Gruau	Vortex	15:15:47	3	1:50.982
102	Philippe GRUAU	FRA	Philippe Gruau	Vortex	15:17:39	4	1:51.724
37	Sergio LÓPEZ	ESP	RC2 Junior Team	CUPRA	15:17:14	3	1:51.762
102	Philippe GRUAU	FRA	Philippe Gruau	Vortex	15:13:56	2	1:51.789
102	Philippe GRUAU	FRA	Philippe Gruau	Vortex	15:19:31	5	1:51.926
125	Jacobo GARCÍA	ESP	Club Deportivo DAGO	Porsche	15:26:11	7	1:52.108
40	Santiago CONCEPCIÓN	ESP	Pcr Sport	CUPRA	15:17:38	3	1:52.171
125	Jacobo GARCÍA	ESP	Club Deportivo DAGO	Porsche	15:29:55	9	1:52.240
40	Santiago CONCEPCIÓN	ESP	Pcr Sport	CUPRA	15:19:31	4	1:52.372
125	Jacobo GARCÍA	ESP	Club Deportivo DAGO	Porsche	15:28:03	8	1:52.382
102	Philippe GRUAU	FRA	Philippe Gruau	Vortex	15:21:23	6	1:52.556
112	Olivier GÓMEZ	FRA	Arnaud Gomez	Vortex	15:11:54	1	1:52.675
125	Jacobo GARCÍA	ESP	Club Deportivo DAGO	Porsche	15:20:27	4	1:52.742
99	Mirco van OOSTRUM	NED	CDS Engineering	Audi	15:14:04	2	1:53.139
99	Mirco van OOSTRUM	NED	CDS Engineering	Audi	15:15:57	3	1:53.580
13	Amalia VINYES	AND	Baporo Motorsport	CUPRA	15:25:31	6	1:53.987
13	Amalia VINYES	AND	Baporo Motorsport	CUPRA	15:19:29	3	1:54.026
37	Sergio LÓPEZ	ESP	RC2 Junior Team	CUPRA	15:15:22	2	1:54.378
20	Victor FERNÁNDEZ	ESP	RC2 Junior Team	CUPRA	15:16:06	3	1:54.688
125	Jacobo GARCÍA	ESP	Club Deportivo DAGO	Porsche	15:18:34	3	1:54.758
114	Francesc GUTIÉRREZ	ESP	Pcr Sport	Ligier	15:25:49	6	1:54.888
26	Josep PARERA	ESP	Pcr Sport	CUPRA	15:18:30	4	1:54.985
125	Jacobo GARCÍA	ESP	Club Deportivo DAGO	Porsche	15:22:22	5	1:55.584
20	Victor FERNÁNDEZ	ESP	RC2 Junior Team	CUPRA	15:14:11	2	1:55.627
110	Daniel DIAZ-VARELA	ESP	Baporo Motorsport	Mercedes	15:20:39	2	1:56.359
125	Jacobo GARCÍA	ESP	Club Deportivo DAGO	Porsche	15:24:19	6	1:56.394
114	Francesc GUTIÉRREZ	ESP	Pcr Sport	Ligier	15:14:33	2	1:56.731





64

## GT-CER ENTRENAMIENTO CRONOMETRADO PILOTO 2 TOP CINCO VUELTAS

Piloto	Nat	Equipo	Top Five Laps				
110 Daniel DIAZ-VARELA	ESP	Baporo Motorsport	1:42.841	1:44.168	1:44.677	1:56.359	2:13.928
112 Olivier GÓMEZ	FRA	Arnaud Gomez	1:44.161	1:44.673	1:52.675	PIT EXIT	
113 Jaume FONT	ESP	Baporo Motorsport	1:46.014	1:48.017	2:01.240	PIT EXIT	
111 Daniel CARRETERO	ESP	Club Deportivo DAGO	1:47.570	1:47.754	1:47.837	1:48.285	2:08.023
102 Philippe GRUAU	FRA	Philippe Gruau	1:50.096	1:50.982	1:51.724	1:51.789	1:51.926
114 Francesc GUTIÉRREZ	ESP	Pcr Sport	1:50.963	1:54.888	1:56.731	2:04.776	2:20.510
37 Sergio LÓPEZ	ESP	RC2 Junior Team	1:51.762	1:54.378	2:23.657	PIT EXIT	
125 Jacobo GARCÍA	ESP	Club Deportivo DAGO	1:52.108	1:52.240	1:52.382	1:52.742	1:54.758
40 Santiago CONCEPCIÓN	ESP	Pcr Sport	1:52.171	1:52.372	1:58.586	2:12.502	2:14.722
99 Mirco van OOSTRUM	NED	CDS Engineering	1:53.139	1:53.580	2:04.939	PIT EXIT	
13 Amalia VINYES	AND	Baporo Motorsport	1:53.987	1:54.026	2:01.282	2:02.309	2:05.479
20 Víctor FERNÁNDEZ	ESP	RC2 Junior Team	1:54.688	1:55.627	2:04.634	PIT EXIT	
26 Josep PARERA	ESP	Pcr Sport	1:54.985	1:56.893	2:01.715	2:16.436	PIT EXIT
164 Pierre ARRAOU	FRA	Pierre Arraou	1:58.293	1:59.931	2:00.698	2:01.195	2:05.010
60 Juan REINA	ESP	CD Plemar Sport	2:00.422	2:00.951	2:01.165	2:02.379	2:02.473
46 Hector HERNÁNDEZ	ESP	RACE	2:02.857	2:03.126	2:03.261	2:03.407	2:03.581
8 Daniel MARTÍNEZ	ESP	VSR	2:04.781	2:09.234	2:09.527	2:20.156	PIT EXIT
14 Henk van ZOEST	ESP	Skualo Competición	2:04.965	2:05.453	2:15.084	PIT EXIT	
12 Juan CAMPOS	ESP	Peña Autocross Arteixo	2:08.811	2:11.162	2:13.990	2:32.052	PIT EXIT
32 Matias FERNÁNDEZ	ESP	FRC Competición	2:09.089	2:09.500	2:09.565	2:22.793	2:30.117



65

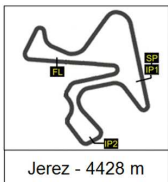
## GT-CER

### ENTRENAMIENTO CRONOMETRADO PILOTO 2

### 40 MEJORES VELOCIDADES MÁXIMAS

Dorsal	Piloto	Nat	Equipo	Maq.	Hora	Vuelta	Vmax
111	Daniel CARRETERO	ESP	Club Deportivo DAGO	Porsche	15:21:22	4	222,3
111	Daniel CARRETERO	ESP	Club Deportivo DAGO	Porsche	15:19:34	3	222,3
111	Daniel CARRETERO	ESP	Club Deportivo DAGO	Porsche	15:24:57	6	221,9
113	Jaume FONT	ESP	Baporo Motorsport	Porsche	15:23:41	2	221,4
113	Jaume FONT	ESP	Baporo Motorsport	Porsche	15:21:54	1	220,8
111	Daniel CARRETERO	ESP	Club Deportivo DAGO	Porsche	15:23:010	5	220,2
110	Daniel DIAZ-VARELA	ESP	Baporo Motorsport	Mercedes	15:19:23	1	218,6
110	Daniel DIAZ-VARELA	ESP	Baporo Motorsport	Mercedes	15:21:19	2	218,3
110	Daniel DIAZ-VARELA	ESP	Baporo Motorsport	Mercedes	15:24:47	4	218,3
110	Daniel DIAZ-VARELA	ESP	Baporo Motorsport	Mercedes	15:23:04	3	218,0
113	Jaume FONT	ESP	Baporo Motorsport	Porsche	15:20:02	0	216,3
112	Olivier GÓMEZ	FRA	Arnaud Gomez	Vortex	15:14:19	2	215,6
110	Daniel DIAZ-VARELA	ESP	Baporo Motorsport	Mercedes	15:26:32	5	215,0
111	Daniel CARRETERO	ESP	Club Deportivo DAGO	Porsche	15:17:32	2	214,6
112	Olivier GÓMEZ	FRA	Arnaud Gomez	Vortex	15:12:34	1	213,4
125	Jacobo GARCÍA	ESP	Club Deportivo DAGO	Porsche	15:23:06	5	213,1
125	Jacobo GARCÍA	ESP	Club Deportivo DAGO	Porsche	15:28:46	8	213,1
125	Jacobo GARCÍA	ESP	Club Deportivo DAGO	Porsche	15:25:01	6	212,6
125	Jacobo GARCÍA	ESP	Club Deportivo DAGO	Porsche	15:26:54	7	211,6
112	Olivier GÓMEZ	FRA	Arnaud Gomez	Vortex	15:10:48	0	211,3
125	Jacobo GARCÍA	ESP	Club Deportivo DAGO	Porsche	15:19:17	3	211,2
102	Philippe GRUAU	FRA	Philippe Gruau	Vortex	15:22:06	6	210,6
102	Philippe GRUAU	FRA	Philippe Gruau	Vortex	15:18:22	4	209,9
102	Philippe GRUAU	FRA	Philippe Gruau	Vortex	15:14:39	2	209,8
102	Philippe GRUAU	FRA	Philippe Gruau	Vortex	15:20:14	5	209,7
125	Jacobo GARCÍA	ESP	Club Deportivo DAGO	Porsche	15:15:27	1	208,9
102	Philippe GRUAU	FRA	Philippe Gruau	Vortex	15:16:30	3	208,8
125	Jacobo GARCÍA	ESP	Club Deportivo DAGO	Porsche	15:21:12	4	207,1
102	Philippe GRUAU	FRA	Philippe Gruau	Vortex	15:12:48	1	205,8
125	Jacobo GARCÍA	ESP	Club Deportivo DAGO	Porsche	15:17:23	2	205,4
102	Philippe GRUAU	FRA	Philippe Gruau	Vortex	15:10:54	0	205,0
125	Jacobo GARCÍA	ESP	Club Deportivo DAGO	Porsche	15:13:19	0	202,4
37	Sergio LÓPEZ	ESP	RC2 Junior Team	CUPRA	15:14:11	1	202,1
37	Sergio LÓPEZ	ESP	RC2 Junior Team	CUPRA	15:16:05	2	202,1
164	Pierre ARRAOU	FRA	Pierre Arraou	Audi	15:22:12	5	202,0
20	Victor FERNÁNDEZ	ESP	RC2 Junior Team	CUPRA	15:14:55	2	201,7
164	Pierre ARRAOU	FRA	Pierre Arraou	Audi	15:20:12	4	201,2
164	Pierre ARRAOU	FRA	Pierre Arraou	Audi	15:16:12	2	201,2
114	Francesc GUTIÉRREZ	ESP	Pcr Sport	Ligier	15:28:37	7	200,9
40	Santiago CONCEPCIÓN	ESP	Pcr Sport	CUPRA	15:22:26	5	200,8





66

**GT-CER**  
**ENTRENAMIENTO CRONOMETRADO PILOTO 2**  
**TOP CINCO VELOCIDADES MÁXIMAS**

Piloto	Nat	Equipo	Top Five Vmax				
111 Daniel CARRETERO	ESP	Club Deportivo DAGO	222,3	222,3	221,9	220,2	214,6
113 Jaume FONT	ESP	Baporo Motorsport	221,4	220,8	216,3	162,7	
110 Daniel DIAZ-VARELA	ESP	Baporo Motorsport	218,6	218,3	218,3	218,0	215,0
112 Olivier GÓMEZ	FRA	Arnaud Gomez	215,6	213,4	211,3	177,0	
125 Jacobo GARCÍA	ESP	Club Deportivo DAGO	213,1	213,1	212,6	211,6	211,2
102 Philippe GRUAU	FRA	Philippe Gruau	210,6	209,9	209,8	209,7	208,8
37 Sergio LÓPEZ	ESP	RC2 Junior Team	202,1	202,1	133,7	97,0	
164 Pierre ARRAOU	FRA	Pierre Arraou	202,0	201,2	201,2	200,5	198,8
20 Víctor FERNÁNDEZ	ESP	RC2 Junior Team	201,7	200,7	199,3	126,3	
114 Francesc GUTIÉRREZ	ESP	Pcr Sport	200,9	200,6	199,0	197,7	185,7
40 Santiago CONCEPCIÓN	ESP	Pcr Sport	200,8	200,7	199,2	196,6	191,4
26 Josep PARERA	ESP	Pcr Sport	200,3	199,9	198,2	193,3	179,0
99 Mirco van OOSTRUM	NED	CDS Engineering	199,3	199,3	192,1	168,8	
13 Amalia VINYES	AND	Baporo Motorsport	198,1	197,8	197,1	196,1	193,2
60 Juan REINA	ESP	CD Plemar Sport	186,6	185,2	185,1	184,1	183,5
46 Hector HERNÁNDEZ	ESP	RACE	181,4	180,8	180,5	180,2	179,8
8 Daniel MARTÍNEZ	ESP	VSR	180,5	180,4	179,5	177,6	177,6
14 Henk van ZOEST	ESP	Skualo Competición	175,5	175,4	175,2	136,1	
32 Matias FERNÁNDEZ	ESP	FRC Competición	169,8	169,5	168,3	161,7	138,1
12 Juan CAMPOS	ESP	Peña Autocross Arteixo	169,1	0,0	0,0		





67

# GT - CER PARRILLA DE SALIDA CARRERA 2



	2		
1	<b>112</b>	Olivier GÓMEZ	1:44.161
	4		
2	<b>111</b>	Daniel CARRETERO	1:47.570
	6		
3	<b>114</b>	Francesc GUTIÉRREZ	1:50.963
	8		
4	<b>164</b>	Pierre ARRAOU	1:58.293
	10		
5			
	12		
6			
	14		
7	<b>40</b>	Santiago CONCEPCIÓN	1:52.171
	16		
8	<b>13</b>	Amalia VINYES	1:53.987
	18		
9	<b>26</b>	Josep PARERA	1:54.985
	20		
10	<b>46</b>	Hector HERNÁNDEZ	2:02.857
	22		
11	<b>14</b>	Henk van ZOEST	2:04.965
	24		
12	<b>32</b>	Matias FERNÁNDEZ	2:09.089

	1		
<b>110</b>	Daniel DIAZ-VARELA	1:42.841	
	3		
<b>113</b>	Jaume FONT	1:46.014	
	5		
<b>102</b>	Philippe GRUAU	1:50.096	
	7		
<b>125</b>	Jacobo GARCÍA	1:52.108	
	9		
	11		
	13		
<b>37</b>	Sergio LÓPEZ	1:51.762	
	15		
<b>99</b>	Mirco van OOSTRUM	1:53.139	
	17		
<b>20</b>	Victor FERNÁNDEZ	1:54.688	
	19		
<b>60</b>	Juan REINA	2:00.422	
	21		
<b>8</b>	Daniel MARTÍNEZ	2:04.781	
	23		
<b>12</b>	Juan CAMPOS	2:08.811	

LOS COMISARIOS DEPORTIVOS

EL JEFE DE CRONOMETRAJE

