



68

# COPA COOPER ENTRENAMIENTO CRONOMETRADO PILOTO 1 RESULTADOS

CONDICIONES ATMOSFERICAS: **Soleado**

ESTADO DE LA PISTA: **Seca**

Ord.	#	Piloto	Licencia	Club	Marca	NV	VR	Tiempo	Gap	Intv	VMax
1	95	José Manuel DE LOS MILA	ESP	PROMOTION MOTORSPOR	Mini Cooper	2	2	2:09.155	----	----	168,5
2	4	Oscar GOMEZ	ESP	EVC-ARABACARS	Mini Cooper	4	4	2:09.607	0.453	0.453	165,3
3	14	Alvaro RODRIGUEZ	ESP	AVIASTEC RACING	Mini Cooper	4	4	2:09.811	0.656	0.203	166,4
4	66	Alvaro VELA	ESP	OVERCAR	Mini Cooper	6	5	2:10.214	1.059	0.403	165,2
5	6 st	Alex GRUAU	ESP	E2P RACING	Mini Cooper	4	4	2:10.255	1.100	0.041	171,1
6	44	Alejandro ROMERO	ESP	PARADINAS MOTOR	Mini Cooper	5	4	2:10.546	1.391	0.291	167,8
7	28	Pablo IRIZAR	ESP	LURAUTO MOTORSPORT	Mini Cooper	5	2	2:10.619	1.464	0.073	167,8
8	27 st	Rafael MUNCHARAZ	ESP	E2P RACING	Mini Cooper	4	2	2:10.791	1.636	0.172	165,7
9	12	Javier ESCOBAR	ESP	E2P RACING	Mini Cooper	5	5	2:11.223	2.068	0.432	169,2
10	7 st	Joanna GRUAU	ESP	E2P RACING	Mini Cooper	4	2	2:11.241	2.086	0.018	167,9
11	24 st	Ander RAMOS	ESP	LURAUTO MOTORSPORT	Mini Cooper	5	5	2:11.817	2.662	0.576	168,4
12	13 st	Jorge VALDES	ESP	MST RACING TEAM	Mini Cooper	7	7	2:11.829	2.675	0.013	166,7
13	15 st	Asi GOROS	ESP	DONOSTI TALDEA	Mini Cooper	5	2	2:11.834	2.679	0.004	165,0
14	22 st	Andre MACEDO	BRA	MST RACING TEAM	Mini Cooper	4	4	2:11.933	2.778	0.099	167,2
15	3	Luis CHILLIDA	ESP	DONOSTI TALDEA	Mini Cooper	4	4	2:11.955	2.800	0.022	167,9
16	9 st	Oscar APARICIO	ESP	MST RACING TEAM	Mini Cooper	4	2	2:12.111	2.956	0.156	165,3
17	34 st	Frank FERNANDEZ	ESP	DONOSTI TALDEA	Mini Cooper	3	2	2:12.964	3.809	0.853	166,6

LAP TIMES DELETED DUE TO TRACK LIMITS																	
#	3	4	6	7	9	12	13	14	15	22	24	27	28	34	37	44	66
L1						2	4			2		3					

Circuito de Jerez, 2 DE OCTUBRE DE 2021

LOS COMISARIOS DEPORTIVOS	EL DIRECTOR DE CARRERA	EL JEFE DE CRONOMETRAJE
Hora:	Hora:	RESULTADOS PUBLICADOS A LAS 16:14 HORAS

LiveTiming: [live.crono-jerez.com](http://live.crono-jerez.com)

Pág 1 de 1

[www.crono-jerez.com](http://www.crono-jerez.com)





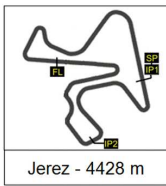
69

## COPA COOPER ENTRENAMIENTO CRONOMETRADO PILOTO 1 VUELTA A VUELTA

Vuelta	3	4	6	7	9	12	13	14	15	22	24	27
1	2:35.565	2:19.796	2:35.072	2:36.570	2:30.007	2:39.636	2:40.048	2:28.802	2:40.057	2:28.204	2:53.386	2:41.647
2	2:13.228	2:09.808	2:11.674	2:11.241	2:12.111		2:13.058	2:10.246	2:11.834		2:12.466	2:10.791
3	2:14.933	2:10.201	2:12.772	2:11.270	2:12.168	2:14.614	2:12.597	2:10.208	2:12.465	2:11.987	2:37.276	
4	2:11.955	2:09.607	2:10.255	2:11.445	2:16.697	2:11.558		2:09.811	2:27.141	2:11.933	2:11.866	2:18.523
5						2:11.223	2:12.211		2:12.959		2:11.817	
6							2:20.280					
7							2:11.829					

Vuelta	28	34	44	66	95							
1	2:33.806	2:46.403	2:26.478	2:23.961	2:33.826							
2	2:10.619	2:12.964	2:10.565	PIT EXIT	2:09.155							
3	2:21.535	2:13.845	2:30.757	2:17.057								
4	3:26.246		2:10.546									
5	2:56.276		2:32.125	2:10.214								
6				2:10.275								

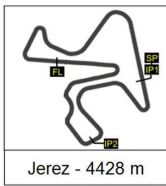




1  
**70**

## COPA COOPER ENTRENAMIENTO CRONOMETRADO PILOTO 1 ANALISIS

Número	3		4		6		7		9		12		13		
	Vta	Sector	Vuelta	Sector	Vuelta	Sector	Vuelta	Sector	Vuelta	Sector	Vuelta	Sector	Vuelta		
1	IP1	1:01.15	1:01.152	58.403	58.403	1:06.05	1:06.054	58.562	58.562	1:02.54	1:02.543	1:09.20	1:09.206	1:06.63	1:06.639
	IP2	42.843	1:43.995	37.086	1:35.489	43.714	1:49.768	53.915	1:52.477	40.448	1:42.991	44.533	1:53.739	42.273	1:48.912
	FL	51.570	<b>2:35.565</b>	44.308	<b>2:19.796</b>	45.304	<b>2:35.072</b>	44.093	<b>2:36.570</b>	47.016	<b>2:30.007</b>	45.897	<b>2:39.636</b>	51.136	<b>2:40.048</b>
2	IP1	<b>50.594</b>	<b>50.594</b>	50.258	50.258	<b>50.061</b>	<b>50.061</b>	50.242	50.242	50.794	50.794	<b>50.597</b>	<b>50.597</b>	50.961	50.961
	IP2	<b>36.750</b>	<b>1:27.344</b>	36.229	1:26.487	<b>36.412</b>	<b>1:26.473</b>	<b>36.920</b>	1:27.162	36.745	1:27.539	<b>36.566</b>	1:27.163	36.896	1:27.857
	FL	45.885	<b>2:13.228</b>	<b>43.321</b>	<b>2:09.808</b>	45.201	<b>2:11.674</b>	<b>44.079</b>	<b>2:11.241</b>	<b>44.572</b>	<b>2:12.111</b>	1:34.97		45.202	<b>2:13.058</b>
3	IP1	52.014	52.014	50.231	50.231	50.213	50.213	50.157	50.157	50.833	50.833			50.762	50.762
	IP2	37.773	1:29.787	36.289	1:26.520	38.511	1:28.724	36.993	<b>1:27.150</b>	<b>36.729</b>	1:27.562	37.561	<b>37.561</b>	36.970	1:27.732
	FL	45.147	<b>2:14.933</b>	43.681	<b>2:10.201</b>	44.048	<b>2:12.772</b>	44.120	<b>2:11.270</b>	44.606	<b>2:12.168</b>	45.661	<b>2:14.614</b>	44.865	<b>2:12.597</b>
4	IP1	50.616	50.616	<b>49.984</b>	<b>49.984</b>	50.217	50.217	<b>50.126</b>	<b>50.126</b>	50.659	50.659	50.644	50.644	51.291	51.291
	IP2	36.953	1:27.569	<b>36.083</b>	<b>1:26.067</b>	36.413	1:26.630	37.157	1:27.283	38.068	1:28.727	36.828	1:27.472	36.722	1:28.013
	FL	<b>44.386</b>	<b>2:11.955</b>	43.541	<b>2:09.607</b>	<b>43.625</b>	<b>2:10.255</b>	44.162	<b>2:11.445</b>	47.970	<b>2:16.697</b>	44.086	<b>2:11.558</b>	1:35.68	
5	IP1	59.670	59.670	54.314	54.314	51.409	51.409	50.940	50.940	<b>50.399</b>	<b>50.399</b>	50.761	50.761		
	IP2	42.985	1:42.655	44.497	1:38.811	39.451	1:30.860	37.682	1:28.622	36.998	<b>1:27.397</b>	36.766	1:27.527	<b>36.703</b>	<b>36.703</b>
	FL		-----		-----		-----		-----		-----	<b>43.696</b>	<b>2:11.223</b>	44.794	<b>2:12.211</b>
6	IP1											55.254	55.254	50.410	50.410
	IP2											40.967	1:36.221	37.357	1:27.767
	FL											-----		52.513	<b>2:20.280</b>
7	IP1													<b>50.408</b>	<b>50.408</b>
	IP2													36.857	1:27.265
	FL													<b>44.565</b>	<b>2:11.829</b>



2  
**70**

## COPA COOPER ENTRENAMIENTO CRONOMETRADO PILOTO 1 ANALISIS

Número	14		15		22		24		27		28		34		
	Vta	Sector	Vuelta	Sector	Vuelta	Sector	Vuelta	Sector	Vuelta	Sector	Vuelta	Sector	Vuelta		
1	IP1	59.205	59.205	1:04.71	1:04.712	1:05.33	1:05.331	1:16.80	1:16.803	1:10.97	1:10.971	1:00.25	1:00.259	1:10.43	1:10.432
	IP2	39.331	1:38.536	43.288	1:48.000	38.286	1:43.617	48.440	2:05.243	45.410	1:56.381	42.536	1:42.795	45.026	1:55.458
	FL	50.266	<b>2:28.802</b>	52.057	<b>2:40.057</b>	44.587	<b>2:28.204</b>	48.143	<b>2:53.386</b>	45.266	<b>2:41.647</b>	51.012	<b>2:33.806</b>	50.945	<b>2:46.403</b>
2	IP1	50.294	50.294	50.645	50.645	<b>50.451</b>	<b>50.451</b>	50.447	50.447	<b>50.319</b>	<b>50.319</b>	<b>49.903</b>	<b>49.903</b>	51.147	51.147
	IP2	36.208	1:26.502	<b>36.798</b>	<b>1:27.443</b>	36.698	1:27.149	37.217	1:27.664	<b>36.394</b>	1:26.713	<b>36.233</b>	<b>1:26.136</b>	<b>37.414</b>	1:28.561
	FL	<b>43.744</b>	<b>2:10.246</b>	<b>44.391</b>	<b>2:11.834</b>	1:35.32		44.802	<b>2:12.466</b>	<b>44.078</b>	<b>2:10.791</b>	<b>44.483</b>	<b>2:10.619</b>	<b>44.403</b>	<b>2:12.964</b>
3	IP1	50.163	50.163	<b>50.573</b>	<b>50.573</b>			55.192	55.192	50.365	50.365	50.380	50.380	<b>50.475</b>	<b>50.475</b>
	IP2	<b>36.066</b>	1:26.229	37.323	1:27.896	36.654	<b>36.654</b>	43.268	1:38.460	36.602	1:26.967	36.761	1:27.141	37.742	<b>1:28.217</b>
	FL	43.979	<b>2:10.208</b>	44.570	<b>2:12.465</b>	<b>44.556</b>	<b>2:11.987</b>	58.816	<b>2:37.276</b>	1:34.52		54.394	<b>2:21.535</b>	45.628	<b>2:13.845</b>
4	IP1	<b>49.858</b>	<b>49.858</b>	1:00.10	1:00.101	50.768	50.768	50.635	50.635			1:14.70	1:14.702	50.970	50.970
	IP2	36.086	<b>1:25.944</b>	40.426	1:40.527	<b>36.418</b>	1:27.186	<b>36.920</b>	<b>1:27.555</b>	38.374	<b>38.374</b>	59.352	2:14.054		
	FL	43.867	<b>2:09.811</b>	46.614	<b>2:27.141</b>	44.747	<b>2:11.933</b>	44.311	<b>2:11.866</b>	49.683	<b>2:18.523</b>	1:12.19	<b>3:26.246</b>		-----
5	IP1	50.308	50.308	50.933	50.933	54.414	54.414	<b>50.334</b>	<b>50.334</b>	50.388	50.388	1:10.61	1:10.610		
	IP2	39.473	1:29.781	37.130	1:28.063	43.674	1:38.088	37.556	1:27.890	38.075	1:28.463	51.673	2:02.283		
	FL		-----	44.896	<b>2:12.959</b>		-----	<b>43.927</b>	<b>2:11.817</b>		-----	53.993	<b>2:56.276</b>		
6	IP1			59.204	59.204			58.200	58.200			50.775	50.775		
	IP2			42.740	1:41.944			43.264	1:41.464			47.140	1:37.915		
	FL				-----				-----				-----		
7	IP1														
	IP2														
	FL														






70<sup>3</sup>

## COPA COOPER ENTRENAMIENTO CRONOMETRADO PILOTO 1 ANALISIS

Número	44		66		95		0		0		0		0	
Vta	Sector	Vuelta	Sector	Vuelta	Sector	Vuelta	Sector	Vuelta	Sector	Vuelta	Sector	Vuelta	Sector	Vuelta
1	IP1	1:00.68	1:00.684	59.363	59.363	59.922	59.922							
	IP2	37.522	1:38.206	37.497	1:36.860	42.810	1:42.732							
	FL	48.273	<b>2:26.478</b>	47.101	<b>2:23.961</b>	51.094	<b>2:33.826</b>							
2	IP1	50.489	50.489	53.790	53.790	<b>49.851</b>	<b>49.851</b>							
	IP2	36.357	1:26.846	43.242	1:37.032	<b>35.795</b>	<b>1:25.646</b>							
	FL	<b>43.719</b>	<b>2:10.565</b>	2:28.74	<b>PIT EXIT</b>	<b>43.509</b>	<b>2:09.155</b>							
3	IP1	1:00.87	1:00.878	54.812	54.812	1:15.53	1:15.537							
	IP2	44.175	1:45.053	37.332	1:32.144	48.932	2:04.469							
	FL	45.704	<b>2:30.757</b>	44.913	<b>2:17.057</b>		-----							
4	IP1	50.316	50.316	<b>49.838</b>	<b>49.838</b>									
	IP2	<b>36.198</b>	<b>1:26.514</b>	38.388	1:28.226									
	FL	44.032	<b>2:10.546</b>	1:34.14										
5	IP1	57.499	57.499	<b>36.449</b>	<b>36.449</b>									
	IP2	47.887	1:45.386	<b>43.696</b>	<b>2:10.214</b>									
	FL	46.739	<b>2:32.125</b>											
6	IP1	<b>50.095</b>	<b>50.095</b>	49.951	49.951									
	IP2	43.829	1:33.924	36.547	1:26.498									
	FL		-----	43.777	<b>2:10.275</b>									
7	IP1													
	IP2													
	FL				-----									




Jerez - 4428 m



71

## COPA COOPER ENTRENAMIENTO CRONOMETRADO PILOTO 1 40 MEJORES VUELTAS

Dorsal	Piloto	Nat	Equipo	Maq.	Hora	Vuelta	Tiempo
95	José Manuel DE LOS MILA	ESP	PROMOTION MOTORSPORT	Mini Cooper	15:50:08	2	2:09.155
4	Oscar GOMEZ	ESP	EVC-ARABACARS	Mini Cooper	15:54:00	4	2:09.607
4	Oscar GOMEZ	ESP	EVC-ARABACARS	Mini Cooper	15:49:40	2	2:09.808
14	Alvaro RODRIGUEZ	ESP	AVIASTEC RACING	Mini Cooper	15:54:13	4	2:09.811
4	Oscar GOMEZ	ESP	EVC-ARABACARS	Mini Cooper	15:51:50	3	2:10.201
14	Alvaro RODRIGUEZ	ESP	AVIASTEC RACING	Mini Cooper	15:52:03	3	2:10.208
66	Alvaro VELA	ESP	OVERCAR	Mini Cooper	15:58:32	5	2:10.214
14	Alvaro RODRIGUEZ	ESP	AVIASTEC RACING	Mini Cooper	15:49:53	2	2:10.246
6	Alex GRUAU	ESP	E2P RACING	Mini Cooper	15:54:43	4	2:10.255
66	Alvaro VELA	ESP	OVERCAR	Mini Cooper	16:00:43	6	2:10.275
44	Alejandro ROMERO	ESP	PARADINAS MOTOR	Mini Cooper	15:54:42	4	2:10.546
44	Alejandro ROMERO	ESP	PARADINAS MOTOR	Mini Cooper	15:50:01	2	2:10.565
28	Pablo IRIZAR	ESP	LURAUTO MOTORSPORT	Mini Cooper	15:50:010	2	2:10.619
27	Rafael MUNCHARAZ	ESP	E2P RACING	Mini Cooper	15:50:33	2	2:10.791
12	Javier ESCOBAR	ESP	E2P RACING	Mini Cooper	15:57:03	5	2:11.223
7	Joanna GRUAU	ESP	E2P RACING	Mini Cooper	15:50:55	2	2:11.241
7	Joanna GRUAU	ESP	E2P RACING	Mini Cooper	15:53:06	3	2:11.270
7	Joanna GRUAU	ESP	E2P RACING	Mini Cooper	15:55:18	4	2:11.445
12	Javier ESCOBAR	ESP	E2P RACING	Mini Cooper	15:54:51	4	2:11.558
6	Alex GRUAU	ESP	E2P RACING	Mini Cooper	15:50:20	2	2:11.674
24	Ander RAMOS	ESP	LURAUTO MOTORSPORT	Mini Cooper	15:57:46	5	2:11.817
13	Jorge VALDES	ESP	MST RACING TEAM	Mini Cooper	16:01:09	7	2:11.829
15	Asi GOROS	ESP	DONOSTI TALDEA	Mini Cooper	15:50:13	2	2:11.834
24	Ander RAMOS	ESP	LURAUTO MOTORSPORT	Mini Cooper	15:55:34	4	2:11.866
22	Andre MACEDO	BRA	MST RACING TEAM	Mini Cooper	15:54:07	4	2:11.933
3	Luis CHILLIDA	ESP	DONOSTI TALDEA	Mini Cooper	15:54:47	4	2:11.955
22	Andre MACEDO	BRA	MST RACING TEAM	Mini Cooper	15:51:55	3	2:11.987
9	Oscar APARICIO	ESP	MST RACING TEAM	Mini Cooper	15:49:50	2	2:12.111
9	Oscar APARICIO	ESP	MST RACING TEAM	Mini Cooper	15:52:02	3	2:12.168
13	Jorge VALDES	ESP	MST RACING TEAM	Mini Cooper	15:56:37	5	2:12.211
15	Asi GOROS	ESP	DONOSTI TALDEA	Mini Cooper	15:52:25	3	2:12.465
24	Ander RAMOS	ESP	LURAUTO MOTORSPORT	Mini Cooper	15:50:45	2	2:12.466
13	Jorge VALDES	ESP	MST RACING TEAM	Mini Cooper	15:52:12	3	2:12.597
6	Alex GRUAU	ESP	E2P RACING	Mini Cooper	15:52:32	3	2:12.772
15	Asi GOROS	ESP	DONOSTI TALDEA	Mini Cooper	15:57:05	5	2:12.959
34	Frank FERNANDEZ	ESP	DONOSTI TALDEA	Mini Cooper	15:50:15	2	2:12.964
13	Jorge VALDES	ESP	MST RACING TEAM	Mini Cooper	15:49:59	2	2:13.058
3	Luis CHILLIDA	ESP	DONOSTI TALDEA	Mini Cooper	15:50:20	2	2:13.228
34	Frank FERNANDEZ	ESP	DONOSTI TALDEA	Mini Cooper	15:52:28	3	2:13.845
12	Javier ESCOBAR	ESP	E2P RACING	Mini Cooper	15:52:40	3	2:14.614

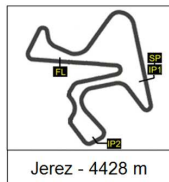


72

## COPA COOPER ENTRENAMIENTO CRONOMETRADO PILOTO 1 TOP CINCO VUELTAS

Piloto	Nat	Equipo	Top Five Laps				
95 José Manuel DE LOS MIL	ESP	PROMOTION MOTORSPORT	2:09.155	2:33.826	PIT EXIT		
4 Oscar GOMEZ	ESP	EVC-ARABACARS	2:09.607	2:09.808	2:10.201	2:19.796	PIT EXIT
14 Alvaro RODRIGUEZ	ESP	AVIASTEC RACING	2:09.811	2:10.208	2:10.246	2:28.802	PIT EXIT
66 Alvaro VELA	ESP	OVERCAR	2:10.214	2:10.275	2:17.057	2:23.961	PIT EXIT
6 Alex GRUAU	ESP	E2P RACING	2:10.255	2:11.674	2:12.772	2:35.072	PIT EXIT
44 Alejandro ROMERO	ESP	PARADINAS MOTOR	2:10.546	2:10.565	2:26.478	2:30.757	2:32.125
28 Pablo IRIZAR	ESP	LURAUTO MOTORSPORT	2:10.619	2:21.535	2:33.806	2:56.276	3:26.246
27 Rafael MUNCHARAZ	ESP	E2P RACING	2:10.791	2:18.523	2:41.647	PIT EXIT	
12 Javier ESCOBAR	ESP	E2P RACING	2:11.223	2:11.558	2:14.614	2:39.636	PIT EXIT
7 Joanna GRUAU	ESP	E2P RACING	2:11.241	2:11.270	2:11.445	2:36.570	PIT EXIT
24 Ander RAMOS	ESP	LURAUTO MOTORSPORT	2:11.817	2:11.866	2:12.466	2:37.276	2:53.386
13 Jorge VALDES	ESP	MST RACING TEAM	2:11.829	2:12.211	2:12.597	2:13.058	2:20.280
15 Asi GOROS	ESP	DONOSTI TALDEA	2:11.834	2:12.465	2:12.959	2:27.141	2:40.057
22 Andre MACEDO	BRA	MST RACING TEAM	2:11.933	2:11.987	2:28.204	PIT EXIT	
3 Luis CHILLIDA	ESP	DONOSTI TALDEA	2:11.955	2:13.228	2:14.933	2:35.565	PIT EXIT
9 Oscar APARICIO	ESP	MST RACING TEAM	2:12.111	2:12.168	2:16.697	2:30.007	PIT EXIT
34 Frank FERNANDEZ	ESP	DONOSTI TALDEA	2:12.964	2:13.845	2:46.403	PIT EXIT	





73

# COPA COOPER ENTRENAMIENTO CRONOMETRADO PILOTO 1 40 MEJORES VELOCIDADES MÁXIMAS

Dorsal	Piloto	Nat	Equipo	Maq.	Hora	Vuelta	Vmax
6	Alex GRUAU	ESP	E2P RACING	Mini Cooper	15:48:58	1	171,1
12	Javier ESCOBAR	ESP	E2P RACING	Mini Cooper	15:53:31	3	169,2
12	Javier ESCOBAR	ESP	E2P RACING	Mini Cooper	15:49:05	1	169,0
12	Javier ESCOBAR	ESP	E2P RACING	Mini Cooper	15:51:17	2	168,7
6	Alex GRUAU	ESP	E2P RACING	Mini Cooper	15:51:10	2	168,6
95	José Manuel DE LOS MILA	ESP	PROMOTION MOTORSPORT	Mini Cooper	15:48:48	1	168,5
24	Ander RAMOS	ESP	LURAUTO MOTORSPORT	Mini Cooper	15:54:13	3	168,4
24	Ander RAMOS	ESP	LURAUTO MOTORSPORT	Mini Cooper	15:56:24	4	168,2
12	Javier ESCOBAR	ESP	E2P RACING	Mini Cooper	15:55:42	4	168,1
6	Alex GRUAU	ESP	E2P RACING	Mini Cooper	15:53:23	3	168,0
3	Luis CHILLIDA	ESP	DONOSTI TALDEA	Mini Cooper	15:48:57	1	167,9
7	Joanna GRUAU	ESP	E2P RACING	Mini Cooper	15:49:34	1	167,9
28	Pablo IRIZAR	ESP	LURAUTO MOTORSPORT	Mini Cooper	15:48:49	1	167,8
44	Alejandro ROMERO	ESP	PARADINAS MOTOR	Mini Cooper	15:58:04	5	167,8
24	Ander RAMOS	ESP	LURAUTO MOTORSPORT	Mini Cooper	15:49:23	1	167,4
22	Andre MACEDO	BRA	MST RACING TEAM	Mini Cooper	15:46:09	0	167,2
44	Alejandro ROMERO	ESP	PARADINAS MOTOR	Mini Cooper	15:53:22	3	166,9
22	Andre MACEDO	BRA	MST RACING TEAM	Mini Cooper	15:48:22	1	166,7
6	Alex GRUAU	ESP	E2P RACING	Mini Cooper	15:55:34	4	166,7
13	Jorge VALDES	ESP	MST RACING TEAM	Mini Cooper	15:59:48	6	166,7
7	Joanna GRUAU	ESP	E2P RACING	Mini Cooper	15:51:45	2	166,6
7	Joanna GRUAU	ESP	E2P RACING	Mini Cooper	15:53:57	3	166,6
34	Frank FERNANDEZ	ESP	DONOSTI TALDEA	Mini Cooper	15:48:53	1	166,6
14	Alvaro RODRIGUEZ	ESP	AVIASTEC RACING	Mini Cooper	15:52:53	3	166,4
34	Frank FERNANDEZ	ESP	DONOSTI TALDEA	Mini Cooper	15:51:05	2	166,3
13	Jorge VALDES	ESP	MST RACING TEAM	Mini Cooper	15:57:28	5	166,3
44	Alejandro ROMERO	ESP	PARADINAS MOTOR	Mini Cooper	15:48:41	1	166,3
7	Joanna GRUAU	ESP	E2P RACING	Mini Cooper	15:56:09	4	165,8
13	Jorge VALDES	ESP	MST RACING TEAM	Mini Cooper	15:50:50	2	165,7
27	Rafael MUNCHARAZ	ESP	E2P RACING	Mini Cooper	15:51:24	2	165,7
13	Jorge VALDES	ESP	MST RACING TEAM	Mini Cooper	15:55:16	4	165,7
14	Alvaro RODRIGUEZ	ESP	AVIASTEC RACING	Mini Cooper	15:50:43	2	165,5
27	Rafael MUNCHARAZ	ESP	E2P RACING	Mini Cooper	15:49:13	1	165,5
13	Jorge VALDES	ESP	MST RACING TEAM	Mini Cooper	15:53:03	3	165,4
4	Oscar GOMEZ	ESP	EVC-ARABACARS	Mini Cooper	15:46:09	0	165,3
9	Oscar APARICIO	ESP	MST RACING TEAM	Mini Cooper	15:48:29	1	165,3
66	Alvaro VELA	ESP	OVERCAR	Mini Cooper	15:57:12	4	165,2
13	Jorge VALDES	ESP	MST RACING TEAM	Mini Cooper	15:48:37	1	165,2
4	Oscar GOMEZ	ESP	EVC-ARABACARS	Mini Cooper	15:48:21	1	165,1
9	Oscar APARICIO	ESP	MST RACING TEAM	Mini Cooper	15:55:09	4	165,0







74

## COPA COOPER

### ENTRENAMIENTO CRONOMETRADO PILOTO 1

### TOP CINCO VELOCIDADES MÁXIMAS

Piloto	Nat	Equipo	Top Five Vmax				
6 Alex GRUAU	ESP	E2P RACING	171,1	168,6	168,0	166,7	87,8
12 Javier ESCOBAR	ESP	E2P RACING	169,2	169,0	168,7	168,1	146,5
95 José Manuel DE LOS MIL	ESP	PROMOTION MOTORSPORT	168,5	160,3	99,4		
24 Ander RAMOS	ESP	LURAUTO MOTORSPORT	168,4	168,2	167,4	147,3	140,0
7 Joanna GRUAU	ESP	E2P RACING	167,9	166,6	166,6	165,8	102,3
3 Luis CHILLIDA	ESP	DONOSTI TALDEA	167,9	163,8	152,0	144,8	132,9
44 Alejandro ROMERO	ESP	PARADINAS MOTOR	167,8	166,9	166,3	155,3	138,2
28 Pablo IRIZAR	ESP	LURAUTO MOTORSPORT	167,8	165,0	164,4	135,2	95,0
22 Andre MACEDO	BRA	MST RACING TEAM	167,2	166,7	163,9	162,9	132,4
13 Jorge VALDES	ESP	MST RACING TEAM	166,7	166,3	165,7	165,7	165,4
34 Frank FERNANDEZ	ESP	DONOSTI TALDEA	166,6	166,3	163,1	133,2	
14 Alvaro RODRIGUEZ	ESP	AVIASTEC RACING	166,4	165,5	164,4	163,8	163,6
27 Rafael MUNCHARAZ	ESP	E2P RACING	165,7	165,5	165,0	164,5	126,8
4 Oscar GOMEZ	ESP	EVC-ARABACARS	165,3	165,1	164,8	164,6	144,2
9 Oscar APARICIO	ESP	MST RACING TEAM	165,3	165,0	164,7	164,3	152,8
66 Alvaro VELA	ESP	OVERCAR	165,2	164,8	164,6	162,1	160,1
15 Asi GOROS	ESP	DONOSTI TALDEA	165,0	163,6	163,1	144,4	133,9



75

# COPA COOPER CARRERA 1 PARRILLA DE SALIDA



1	2	<b>4</b>	Oscar GOMEZ	<b>2:09.608</b>
2	4	<b>66</b>	Alvaro VELA	<b>2:10.214</b>
3	6	<b>44</b>	Alejandro ROMERO	<b>2:10.546</b>
4	8	<b>27</b>	Rafael MUNCHARAZ	<b>2:10.791</b>
5	10	<b>7</b>	Joanna GRUAU	<b>2:11.241</b>
6	12	<b>13</b>	Jorge VALDES	<b>2:11.830</b>
7	14	<b>22</b>	Andre MACEDO	<b>2:11.933</b>
8	16	<b>9</b>	Oscar APARICIO	<b>2:12.111</b>
9				

1	<b>95</b>	José Manuel DE LOS MILAGR	<b>2:09.155</b>
3	<b>14</b>	Alvaro RODRIGUEZ	<b>2:09.811</b>
5	<b>6</b>	Alex GRUAU	<b>2:10.255</b>
7	<b>28</b>	Pablo IRIZAR	<b>2:10.619</b>
9	<b>12</b>	Javier ESCOBAR	<b>2:11.223</b>
11	<b>24</b>	Ander RAMOS	<b>2:11.817</b>
13	<b>15</b>	Asi GOROS	<b>2:11.834</b>
15	<b>3</b>	Luis CHILLIDA	<b>2:11.955</b>
17	<b>34</b>	Frank FERNANDEZ	<b>2:12.964</b>

LOS COMISARIOS DEPORTIVOS

EL JEFE DE CRONOMETRAJE

