

76

COPA COOPER ENTRENAMIENTO CRONOMETRADO PILOTO 2 RESULTADOS

CONDICIONES ATMOSFERICAS: **Soleado**

ESTADO DE LA PISTA: **Seca**

Ord.	#	Piloto	Licencia	Club	Marca	NV	VR	Tiempo	Gap	Intv	VMax
1	24	st Carlos GONZALEZ	ESP	LURAUTO MOTORSPORT	Mini Cooper	5	2	2:09.597	----	----	168,3
2	66	Angel RODRIGUEZ	ESP	OVERCAR	Mini Cooper	4	1	2:09.599	0.002	0.002	166,2
3	14	st Ignacio RODRIGUEZ	ESP	AVIASTEC RACING	Mini Cooper	4	4	2:09.617	0.020	0.018	167,0
4	6	st Marc GRUAU	ESP	E2P RACING	Mini Cooper	7	5	2:09.782	0.185	0.165	169,5
5	44	Alejandro ROMERO	ESP	PARADINAS MOTOR	Mini Cooper	7	2	2:10.176	0.579	0.394	167,8
6	27	Jaime GARCIA	ESP	E2P RACING	Mini Cooper	6	3	2:10.385	0.788	0.209	167,9
7	4	Jonathan GOMEZ	ESP	EVC-ARABACARS	Mini Cooper	5	3	2:10.425	0.828	0.040	164,7
8	95	SMORG	ESP	PROMOTION MOTORSPOR	Mini Cooper	5	2	2:11.047	1.450	0.622	169,8
9	22	st Dani GARCIA	ESP	MST RACING TEAM	Mini Cooper	4	2	2:11.060	1.463	0.013	166,1
10	9	st Aithor FABABU	ESP	MST RACING TEAM	Mini Cooper	6	6	2:11.241	1.644	0.181	167,2
11	15	st Asi GOROS	ESP	DONOSTI TALDEA	Mini Cooper	3	2	2:11.807	2.210	0.566	164,8
12	3	Javier ARIAS	ESP	DONOSTI TALDEA	Mini Cooper	4	3	2:12.219	2.622	0.412	164,1
13	13	st J Miguel VALDES	ESP	MST RACING TEAM	Mini Cooper	7	2	2:12.308	2.711	0.089	164,8
14	12	st Carlos BACHOFER	ESP	E2P RACING	Mini Cooper	7	3	2:12.470	2.873	0.162	168,7
15	28	st Rafael VALDES	ESP	LURAUTO MOTORSPORT	Mini Cooper	6	5	2:13.305	3.708	0.835	165,8
16	7	st Solenn AMROUCHE	FRA	E2P RACING	Mini Cooper	0	0	PIT EXIT	----	----	165,3

#34 No ha participado en este entrenamiento

LAP TIMES DELETED DUE TO TRACK LIMITS																	
#	3	4	6	7	9	12	13	14	15	22	24	27	28	34	37	44	66
L1			4														2
L2			6														

Circuito de Jerez, 2 DE OCTUBRE DE 2021

LOS COMISARIOS DEPORTIVOS Hora:	EL DIRECTOR DE CARRERA Hora:	EL JEFE DE CRONOMETRAJE RESULTADOS PUBLICADOS A LAS 16:24 HORAS
---	--	---

LiveTiming: live.crono-jerez.com

Pág 1 de 1

www.crono-jerez.com





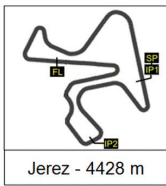
77

COPA COOPER ENTRENAMIENTO CRONOMETRADO PILOTO 2 VUELTA A VUELTA

Vuelta	3	4	6	7	9	12	13	14	15	22	24	27
1	2:23.803	2:18.182	2:18.628		2:20.956	2:24.231	2:25.078	2:20.419	2:24.647	2:39.415	2:39.432	2:23.257
2	2:12.277	2:10.686	2:10.578		2:12.090	2:14.016	2:12.308	2:09.848	2:11.807	2:11.060	2:09.597	2:19.958
3	2:12.219	2:10.425	2:11.261		2:11.534	2:12.470	2:12.906	2:11.965	PIT EXIT	2:11.913	2:44.706	2:10.385
4	PIT EXIT	2:10.617			2:12.700	2:12.678	2:12.324	2:09.617		2:11.738	2:24.208	2:10.795
5		2:10.897	2:09.782		2:11.357	2:13.300	2:13.082				2:09.957	2:11.990
6					2:11.241	2:12.686	2:13.164					2:11.669
7			2:11.214			2:12.792	2:13.211					

Vuelta	28	44	66	95								
1	2:39.565	2:26.897	2:09.599	2:18.998								
2	2:14.569	2:10.176		2:11.047								
3	2:13.503	2:10.511	2:17.639	2:16.408								
4	2:13.323	2:18.019	2:09.967	2:11.176								
5	2:13.305	2:10.740		2:21.774								
6	2:26.971	2:14.516										
7		2:11.128										





COPA COOPER ENTRENAMIENTO CRONOMETRADO PILOTO 2 ANALISIS

Número	3		4		6		7		9		12		13		
Vta	Sector	Vuelta	Sector	Vuelta	Sector	Vuelta	Sector	Vuelta	Sector	Vuelta	Sector	Vuelta	Sector	Vuelta	
1	IP1	59.906	59.906	57.134	57.134	56.784	56.784	57.383	57.383	56.809	56.809	1:00.72	1:00.728	59.142	59.142
	IP2	37.529	1:37.435	36.877	1:34.011	37.115	1:33.899	38.844	1:36.227	37.620	1:34.429	38.389	1:39.117	39.362	1:38.504
	FL	46.368	2:23.803	44.171	2:18.182	44.729	2:18.628		-----	46.527	2:20.956	45.114	2:24.231	46.574	2:25.078
2	IP1	50.772	50.772	50.547	50.547	50.132	50.132			50.017	50.017	51.429	51.429	50.706	50.706
	IP2	37.052	1:27.824	36.160	1:26.707	36.487	1:26.619			36.387	1:26.404	37.559	1:28.988	36.993	1:27.699
	FL	44.453	2:12.277	43.979	2:10.686	43.959	2:10.578			45.686	2:12.090	45.028	2:14.016	44.609	2:12.308
3	IP1	51.162	51.162	50.566	50.566	50.449	50.449			50.580	50.580	50.862	50.862	50.944	50.944
	IP2	36.615	1:27.777	36.229	1:26.795	36.479	1:26.928			36.516	1:27.096	36.922	1:27.784	36.876	1:27.820
	FL	44.442	2:12.219	43.630	2:10.425	44.333	2:11.261			44.438	2:11.534	44.686	2:12.470	45.086	2:12.906
4	IP1	56.835	56.835	50.301	50.301	50.256	50.256			50.380	50.380	50.673	50.673	50.808	50.808
	IP2	42.870	1:39.705	36.336	1:26.637	36.560	1:26.816			36.412	1:26.792	37.322	1:27.995	36.997	1:27.805
	FL	4:48.74	PIT EXIT	43.980	2:10.617	1:33.92				45.908	2:12.700	44.683	2:12.678	44.519	2:12.324
5	IP1	1:00.70	1:00.702	50.627	50.627					50.550	50.550	50.893	50.893	50.931	50.931
	IP2	43.414	1:44.116	36.327	1:26.954	35.918	35.918			36.547	1:27.097	37.420	1:28.313	36.702	1:27.633
	FL		-----	43.943	2:10.897	43.721	2:09.782			44.260	2:11.357	44.987	2:13.300	45.449	2:13.082
6	IP1			55.505	55.505	50.607	50.607			50.416	50.416	50.871	50.871	51.188	51.188
	IP2			40.889	1:36.394	36.058	1:26.665			36.708	1:27.124	37.074	1:27.945	37.178	1:28.366
	FL				-----	1:34.38				44.117	2:11.241	44.741	2:12.686	44.798	2:13.164
7	IP1					36.462	36.462			54.305	54.305	50.984	50.984	51.472	51.472
	IP2									37.865	1:32.170	37.122	1:28.106	36.939	1:28.411
	FL					43.991	2:11.214				-----	44.686	2:12.792	44.800	2:13.211



COPA COOPER ENTRENAMIENTO CRONOMETRADO PILOTO 2 ANALISIS

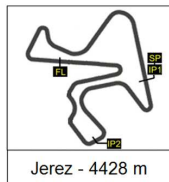
Número	14		15		22		24		27		28		44		
	Vta	Sector	Vuelta	Sector	Vuelta	Sector	Vuelta	Sector	Vuelta	Sector	Vuelta	Sector	Vuelta		
1	IP1	57.112	57.112	1:00.40	1:00.401	1:05.54	1:05.541	1:04.88	1:04.884	59.921	59.921	1:04.07	1:04.079	57.992	57.992
	IP2	37.503	1:34.615	38.304	1:38.705	46.217	1:51.758	48.689	1:53.573	38.579	1:38.500	46.217	1:50.296	38.884	1:36.876
	FL	45.804	2:20.419	45.942	2:24.647	47.657	2:39.415	45.859	2:39.432	44.757	2:23.257	49.269	2:39.565	50.021	2:26.897
2	IP1	49.869	49.869	50.538	50.538	50.102	50.102	49.657	49.657	56.067	56.067	51.489	51.489	50.300	50.300
	IP2	36.043	1:25.912	36.918	1:27.456	36.501	1:26.603	36.181	1:25.838	39.994	1:36.061	37.918	1:29.407	36.013	1:26.313
	FL	43.936	2:09.848	44.351	2:11.807	44.457	2:11.060	43.759	2:09.597	43.897	2:19.958	45.162	2:14.569	43.863	2:10.176
3	IP1	50.047	50.047	55.821	55.821	50.424	50.424	1:06.51	1:06.515	50.012	50.012	51.455	51.455	50.153	50.153
	IP2	36.225	1:26.272	41.452	1:37.273	36.965	1:27.389	41.561	1:48.076	36.393	1:26.405	37.671	1:29.126	36.274	1:26.427
	FL	45.693	2:11.965	6:49.17	PIT EXIT	44.524	2:11.913	56.630	2:44.706	43.980	2:10.385	44.377	2:13.503	44.084	2:10.511
4	IP1	50.014	50.014	1:08.54	1:08.549	50.330	50.330	49.833	49.833	50.375	50.375	51.042	51.042	50.444	50.444
	IP2	35.823	1:25.837	47.943	1:56.492	36.375	1:26.705	41.204	1:31.037	36.581	1:26.956	37.700	1:28.742	36.232	1:26.676
	FL	43.780	2:09.617	-----	-----	45.033	2:11.738	53.171	2:24.208	43.839	2:10.795	44.581	2:13.323	51.343	2:18.019
5	IP1	1:07.12	1:07.121			51.514	51.514	49.730	49.730	50.093	50.093	50.679	50.679	50.181	50.181
	IP2	54.447	2:01.568			38.002	1:29.516	36.166	1:25.896	37.426	1:27.519	37.939	1:28.618	36.436	1:26.617
	FL	-----	-----			-----	-----	44.061	2:09.957	44.471	2:11.990	44.687	2:13.305	44.123	2:10.740
6	IP1							1:08.46	1:08.468	50.076	50.076	51.041	51.041	50.653	50.653
	IP2							57.773	2:06.241	36.945	1:27.021	43.253	1:34.294	37.245	1:27.898
	FL							-----	-----	44.648	2:11.669	52.677	2:26.971	46.618	2:14.516
7	IP1									50.114	50.114	1:04.23	1:04.230	49.841	49.841
	IP2									44.913	1:35.027	55.742	1:59.972	36.852	1:26.693
	FL									-----	-----	-----	-----	44.435	2:11.128



78³

COPA COOPER ENTRENAMIENTO CRONOMETRADO PILOTO 2 ANÁLISIS

Número	66		95		0		0		0		0		0	
Vta	Sector	Vuelta	Sector	Vuelta	Sector	Vuelta	Sector	Vuelta	Sector	Vuelta	Sector	Vuelta	Sector	Vuelta
1	IP1	49.673	49.673	57.173	57.173									
	IP2	36.205	1:25.878	37.565	1:34.738									
	FL	43.721	2:09.599	44.260	2:18.998									
2	IP1	49.917	49.917	50.154	50.154									
	IP2	35.883	1:25.800	36.783	1:26.937									
	FL	1:33.79		44.110	2:11.047									
3	IP1			50.277	50.277									
	IP2	38.248	38.248	39.452	1:29.729									
	FL	49.462	2:17.639	46.679	2:16.408									
4	IP1	49.878	49.878	50.219	50.219									
	IP2	35.975	1:25.853	36.573	1:26.792									
	FL	44.114	2:09.967	44.384	2:11.176									
5	IP1	52.163	52.163	50.532	50.532									
	IP2	40.116	1:32.279	40.777	1:31.309									
	FL		-----	50.465	2:21.774									
6	IP1			58.375	58.375									
	IP2			41.818	1:40.193									
	FL				-----									
7	IP1													
	IP2													
	FL													



79


2 y 3 de Octubre

COPA COOPER

ENTRENAMIENTO CRONOMETRADO PILOTO 2

40 MEJORES VUELTAS

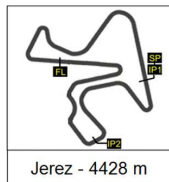
Dorsal	Piloto	Nat	Equipo	Maq.	Hora	Vuelta	Tiempo
24	Carlos GONZALEZ	ESP	LURAUTO MOTORSPORT	Mini Cooper	16:10:22	2	2:09.597
66	Angel RODRIGUEZ	ESP	OVERCAR	Mini Cooper	16:10:47	1	2:09.599
14	Ignacio RODRIGUEZ	ESP	AVIASTEC RACING	Mini Cooper	16:13:59	4	2:09.617
6	Marc GRUAU	ESP	E2P RACING	Mini Cooper	16:16:07	5	2:09.782
14	Ignacio RODRIGUEZ	ESP	AVIASTEC RACING	Mini Cooper	16:09:38	2	2:09.848
24	Carlos GONZALEZ	ESP	LURAUTO MOTORSPORT	Mini Cooper	16:17:40	5	2:09.957
66	Angel RODRIGUEZ	ESP	OVERCAR	Mini Cooper	16:17:24	4	2:09.967
44	Alejandro ROMERO	ESP	PARADINAS MOTOR	Mini Cooper	16:09:48	2	2:10.176
27	Jaime GARCIA	ESP	E2P RACING	Mini Cooper	16:12:59	3	2:10.385
4	Jonathan GOMEZ	ESP	EVC-ARABACARS	Mini Cooper	16:11:42	3	2:10.425
44	Alejandro ROMERO	ESP	PARADINAS MOTOR	Mini Cooper	16:11:58	3	2:10.511
6	Marc GRUAU	ESP	E2P RACING	Mini Cooper	16:09:36	2	2:10.578
4	Jonathan GOMEZ	ESP	EVC-ARABACARS	Mini Cooper	16:13:53	4	2:10.617
4	Jonathan GOMEZ	ESP	EVC-ARABACARS	Mini Cooper	16:09:32	2	2:10.686
44	Alejandro ROMERO	ESP	PARADINAS MOTOR	Mini Cooper	16:16:27	5	2:10.740
27	Jaime GARCIA	ESP	E2P RACING	Mini Cooper	16:15:09	4	2:10.795
4	Jonathan GOMEZ	ESP	EVC-ARABACARS	Mini Cooper	16:16:04	5	2:10.897
95	SMORG	ESP	PROMOTION MOTORSPORT	Mini Cooper	16:09:35	2	2:11.047
22	Dani GARCIA	ESP	MST RACING TEAM	Mini Cooper	16:10:05	2	2:11.060
44	Alejandro ROMERO	ESP	PARADINAS MOTOR	Mini Cooper	16:20:53	7	2:11.128
95	SMORG	ESP	PROMOTION MOTORSPORT	Mini Cooper	16:14:03	4	2:11.176
6	Marc GRUAU	ESP	E2P RACING	Mini Cooper	16:20:29	7	2:11.214
9	Aithor FABABU	ESP	MST RACING TEAM	Mini Cooper	16:18:28	6	2:11.241
6	Marc GRUAU	ESP	E2P RACING	Mini Cooper	16:11:47	3	2:11.261
9	Aithor FABABU	ESP	MST RACING TEAM	Mini Cooper	16:16:17	5	2:11.357
9	Aithor FABABU	ESP	MST RACING TEAM	Mini Cooper	16:11:53	3	2:11.534
27	Jaime GARCIA	ESP	E2P RACING	Mini Cooper	16:19:33	6	2:11.669
22	Dani GARCIA	ESP	MST RACING TEAM	Mini Cooper	16:14:28	4	2:11.738
15	Asi GOROS	ESP	DONOSTI TALDEA	Mini Cooper	16:10:29	2	2:11.807
22	Dani GARCIA	ESP	MST RACING TEAM	Mini Cooper	16:12:17	3	2:11.913
14	Ignacio RODRIGUEZ	ESP	AVIASTEC RACING	Mini Cooper	16:11:50	3	2:11.965
27	Jaime GARCIA	ESP	E2P RACING	Mini Cooper	16:17:21	5	2:11.990
9	Aithor FABABU	ESP	MST RACING TEAM	Mini Cooper	16:09:42	2	2:12.090
3	Javier ARIAS	ESP	DONOSTI TALDEA	Mini Cooper	16:12:41	3	2:12.219
3	Javier ARIAS	ESP	DONOSTI TALDEA	Mini Cooper	16:10:28	2	2:12.277
13	J Miguel VALDES	ESP	MST RACING TEAM	Mini Cooper	16:10:18	2	2:12.308
13	J Miguel VALDES	ESP	MST RACING TEAM	Mini Cooper	16:14:43	4	2:12.324
12	Carlos BACHOFER	ESP	E2P RACING	Mini Cooper	16:12:06	3	2:12.470
12	Carlos BACHOFER	ESP	E2P RACING	Mini Cooper	16:14:19	4	2:12.678
12	Carlos BACHOFER	ESP	E2P RACING	Mini Cooper	16:18:45	6	2:12.686



80

COPA COOPER ENTRENAMIENTO CRONOMETRADO PILOTO 2 TOP CINCO VUELTAS

Piloto	Nat	Equipo	Top Five Laps				
24 Carlos GONZALEZ	ESP	LURAUTO MOTORSPORT	2:09.597	2:09.957	2:24.208	2:39.432	2:44.706
66 Angel RODRIGUEZ	ESP	OVERCAR	2:09.599	2:09.967	2:17.639	PIT EXIT	
14 Ignacio RODRIGUEZ	ESP	AVIASTEC RACING	2:09.617	2:09.848	2:11.965	2:20.419	PIT EXIT
6 Marc GRUAU	ESP	E2P RACING	2:09.782	2:10.578	2:11.214	2:11.261	2:18.628
44 Alejandro ROMERO	ESP	PARADINAS MOTOR	2:10.176	2:10.511	2:10.740	2:11.128	2:14.516
27 Jaime GARCIA	ESP	E2P RACING	2:10.385	2:10.795	2:11.669	2:11.990	2:19.958
4 Jonathan GOMEZ	ESP	EVC-ARABACARS	2:10.425	2:10.617	2:10.686	2:10.897	2:18.182
95 SMORG	ESP	PROMOTION MOTORSPORT	2:11.047	2:11.176	2:16.408	2:18.998	2:21.774
22 Dani GARCIA	ESP	MST RACING TEAM	2:11.060	2:11.738	2:11.913	2:39.415	PIT EXIT
9 Aithor FABABU	ESP	MST RACING TEAM	2:11.241	2:11.357	2:11.534	2:12.090	2:12.700
15 Asi GOROS	ESP	DONOSTI TALDEA	2:11.807	2:24.647	PIT EXIT	PIT EXIT	
3 Javier ARIAS	ESP	DONOSTI TALDEA	2:12.219	2:12.277	2:23.803	PIT EXIT	PIT EXIT
13 J Miguel VALDES	ESP	MST RACING TEAM	2:12.308	2:12.324	2:12.906	2:13.082	2:13.164
12 Carlos BACHOFER	ESP	E2P RACING	2:12.470	2:12.678	2:12.686	2:12.792	2:13.300
28 Rafael VALDES	ESP	LURAUTO MOTORSPORT	2:13.305	2:13.323	2:13.503	2:14.569	2:26.971
7 Solenn AMROUCHE	FRA	E2P RACING	PIT EXIT				



81

COPA COOPER

ENTRENAMIENTO CRONOMETRADO PILOTO 2

40 MEJORES VELOCIDADES MÁXIMAS

Dorsal	Piloto	Nat	Equipo	Maq.	Hora	Vuelta	Vmax
95	SMORG	ESP	PROMOTION MOTORSPORT	Mini Cooper	16:12:42	3	169,8
95	SMORG	ESP	PROMOTION MOTORSPORT	Mini Cooper	16:10:25	2	169,5
6	Marc GRUAU	ESP	E2P RACING	Mini Cooper	16:08:15	1	169,5
6	Marc GRUAU	ESP	E2P RACING	Mini Cooper	16:10:26	2	169,3
12	Carlos BACHOFER	ESP	E2P RACING	Mini Cooper	16:10:44	2	168,7
6	Marc GRUAU	ESP	E2P RACING	Mini Cooper	16:19:08	6	168,6
95	SMORG	ESP	PROMOTION MOTORSPORT	Mini Cooper	16:08:14	1	168,4
6	Marc GRUAU	ESP	E2P RACING	Mini Cooper	16:14:48	4	168,3
24	Carlos GONZALEZ	ESP	LURAUTO MOTORSPORT	Mini Cooper	16:09:02	1	168,3
95	SMORG	ESP	PROMOTION MOTORSPORT	Mini Cooper	16:14:53	4	168,2
12	Carlos BACHOFER	ESP	E2P RACING	Mini Cooper	16:17:23	5	168,2
6	Marc GRUAU	ESP	E2P RACING	Mini Cooper	16:06:03	0	168,1
27	Jaime GARCIA	ESP	E2P RACING	Mini Cooper	16:11:38	2	167,9
12	Carlos BACHOFER	ESP	E2P RACING	Mini Cooper	16:12:57	3	167,8
95	SMORG	ESP	PROMOTION MOTORSPORT	Mini Cooper	16:06:02	0	167,8
44	Alejandro ROMERO	ESP	PARADINAS MOTOR	Mini Cooper	16:19:31	6	167,8
24	Carlos GONZALEZ	ESP	LURAUTO MOTORSPORT	Mini Cooper	16:13:56	3	167,7
12	Carlos BACHOFER	ESP	E2P RACING	Mini Cooper	16:15:01	4	167,7
24	Carlos GONZALEZ	ESP	LURAUTO MOTORSPORT	Mini Cooper	16:16:20	4	167,6
44	Alejandro ROMERO	ESP	PARADINAS MOTOR	Mini Cooper	16:10:38	2	167,5
12	Carlos BACHOFER	ESP	E2P RACING	Mini Cooper	16:08:31	1	167,3
9	Aithor FABABU	ESP	MST RACING TEAM	Mini Cooper	16:12:44	3	167,2
6	Marc GRUAU	ESP	E2P RACING	Mini Cooper	16:16:58	5	167,2
12	Carlos BACHOFER	ESP	E2P RACING	Mini Cooper	16:19:36	6	167,2
14	Ignacio RODRIGUEZ	ESP	AVIASTEC RACING	Mini Cooper	16:10:28	2	167,0
6	Marc GRUAU	ESP	E2P RACING	Mini Cooper	16:12:37	3	167,0
44	Alejandro ROMERO	ESP	PARADINAS MOTOR	Mini Cooper	16:08:28	1	166,8
44	Alejandro ROMERO	ESP	PARADINAS MOTOR	Mini Cooper	16:12:49	3	166,7
44	Alejandro ROMERO	ESP	PARADINAS MOTOR	Mini Cooper	16:15:06	4	166,7
27	Jaime GARCIA	ESP	E2P RACING	Mini Cooper	16:20:23	6	166,4
14	Ignacio RODRIGUEZ	ESP	AVIASTEC RACING	Mini Cooper	16:12:40	3	166,3
66	Angel RODRIGUEZ	ESP	OVERCAR	Mini Cooper	16:09:27	0	166,2
22	Dani GARCIA	ESP	MST RACING TEAM	Mini Cooper	16:13:07	3	166,1
27	Jaime GARCIA	ESP	E2P RACING	Mini Cooper	16:15:60	4	165,9
28	Rafael VALDES	ESP	LURAUTO MOTORSPORT	Mini Cooper	16:15:28	4	165,8
22	Dani GARCIA	ESP	MST RACING TEAM	Mini Cooper	16:08:44	1	165,8
14	Ignacio RODRIGUEZ	ESP	AVIASTEC RACING	Mini Cooper	16:08:18	1	165,8
27	Jaime GARCIA	ESP	E2P RACING	Mini Cooper	16:18:11	5	165,8
66	Angel RODRIGUEZ	ESP	OVERCAR	Mini Cooper	16:16:04	3	165,7
28	Rafael VALDES	ESP	LURAUTO MOTORSPORT	Mini Cooper	16:08:48	1	165,7



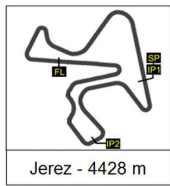
82

COPA COOPER

ENTRENAMIENTO CRONOMETRADO PILOTO 2

TOP CINCO VELOCIDADES MÁXIMAS

Piloto	Nat	Equipo	Top Five Vmax				
95 SMORG	ESP	PROMOTION MOTORSPORT	169,8	169,5	168,4	168,2	167,8
6 Marc GRUAU	ESP	E2P RACING	169,5	169,3	168,6	168,3	168,1
12 Carlos BACHOFER	ESP	E2P RACING	168,7	168,2	167,8	167,7	167,3
24 Carlos GONZALEZ	ESP	LURAUTO MOTORSPORT	168,3	167,7	167,6	120,6	105,2
27 Jaime GARCIA	ESP	E2P RACING	167,9	166,4	165,9	165,8	164,0
44 Alejandro ROMERO	ESP	PARADINAS MOTOR	167,8	167,5	166,8	166,7	166,7
9 Aithor FABABU	ESP	MST RACING TEAM	167,2	165,6	165,4	165,4	164,7
14 Ignacio RODRIGUEZ	ESP	AVIASTEC RACING	167,0	166,3	165,8	153,5	93,6
66 Angel RODRIGUEZ	ESP	OVERCAR	166,2	165,7	165,4	164,5	143,1
22 Dani GARCIA	ESP	MST RACING TEAM	166,1	165,8	165,3	164,9	160,9
28 Rafael VALDES	ESP	LURAUTO MOTORSPORT	165,8	165,7	165,6	165,5	165,2
7 Solenn AMROUCHE	FRA	E2P RACING	165,3				
13 J Miguel VALDES	ESP	MST RACING TEAM	164,8	164,7	164,6	164,4	163,9
15 Asi GOROS	ESP	DONOSTI TALDEA	164,8	154,7	153,4	123,0	
4 Jonathan GOMEZ	ESP	EVC-ARABACARS	164,7	163,4	163,3	162,9	161,9
3 Javier ARIAS	ESP	DONOSTI TALDEA	164,1	163,6	161,9	143,1	140,6



83

COPA COOPER PARRILLA DE SALIDA CARRERA 2



	2		
1	66	Angel RODRIGUEZ	2:09.599
	4		
2	6	Marc GRUAU	2:09.782
	6		
3	27	Jaime GARCIA	2:10.385
	8		
4	95	SMORG	2:11.047
	10		
5	9	Aithor FABABU	2:11.241
	12		
6	3	Javier ARIAS	2:12.219
	14		
7	12	Carlos BACHOFER	2:12.470
	16		
8	7	Solenn AMROUCHE	-----
9			

	1		
24	Carlos GONZALEZ	2:09.597	
	3		
14	Ignacio RODRIGUEZ	2:09.617	
	5		
44	Alejandro ROMERO	2:10.176	
	7		
4	Jonathan GOMEZ	2:10.425	
	9		
22	Dani GARCIA	2:11.060	
	11		
15	Asi GOROS	2:11.807	
	13		
13	J Miguel VALDES	2:12.308	
	15		
28	Rafael VALDES	2:13.305	
	17		
34	Frank FERNÁNDEZ	----	

LOS COMISARIOS DEPORTIVOS

EL JEFE DE CRONOMETRAJE

